

PIPE LOVERS

THE MAGAZINE FOR MEN



WHO ENJOY A PIPE

25c

October, 1948



ANNUAL COLLEGE ISSUE

Pipes on the Campus

❖ ❖

Preferred Styles by Collegians

Student Collector

❖

What's New

❖

How to Evaluate a Pipe

MEN!

YOU'VE TRIED THEM ALL—

NOW!

HERE'S THE PERFECT TOBACCO
YOU'VE ALWAYS WANTED!

★ MILD ★ MELLOW ★ MASCULINE

V Mixture — a high achievement in tobacco blending, combining the finest imported and domestic tobaccos! For years the delight and satisfaction of actors, musicians, and singers throughout the theatre world . . . now available to the public **FOR THE FIRST TIME** . . . a smooth, cool, mild, full-bodied pipe tobacco!

TRY IT ONCE—YOU'LL SMOKE IT
FOR LIFE!

8 oz. - \$2.20 postage prepaid
1 lb. - \$4.00 anywhere in U.S.

The Perfect Tobacco—The Perfect Gift!
(Handsomely packaged)

Send Check or Money Order NOW
For the BEST Smoke You'll EVER Have

Handled exclusively
through mail order by

V TOBACCO COMPANY
505 FIFTH AVE., N. Y. 17

**EVERYTHING REMOVED
BUT THE PLEASURE**



\$3.50 AND UP
WITH NORMAL ABUSE
**GUARANTEED
UNBREAKABLE**

If not available at your dealer — write for free information

BURTON PIPE CO.
18420 PIERSON • DETROIT 19, MICHIGAN

BREAKER
aromatic
smoking mixture

By mail 1lb. can \$2.00

**FRESH FROM BLENDER
TO YOU.**

A blend designed and processed to bring out the natural flavor of each tobacco, produced by master tobacco blenders after years of research and testing.

TRUE TOBACCO FLAVOR, MILD, PLEASING AROMA

TOBACCO BLENDING CORP.
LOUISVILLE, KENTUCKY



Questions and ANSWERS

By **KEN BROWN**

If you have any questions concerning pipes, tobaccos, or related subjects, Mr. Brown will be glad to answer them for you. Write to him in care of this magazine. Be sure to enclose a self addressed stamped envelope for your reply.

Q. Why doesn't someone invent (or simply design) a pipe with a hard rubber shank? The bowl would remain the same as at present, the difference being that the joint would be in the bottom of the bowl, and the shank and stem would all be one piece of hard rubber. It would end broken shanks on the pipe which render the pipe useless, and although replacements of broken rubber shanks might cost a bit more, the life of the pipe would be greatly lengthened. T. W., Orlando, Florida.

A. There are at least two reasons, and probably more. One is that the pipe would be unconventional. Pipe smokers are used to having a briar shank and would no doubt be very slow to switch to the new idea, even if its merits were proven superior.

The other, and most important, is that in the design you describe the hard rubber stem-shank would of necessity have to reach through the bowl wall into the bottom of the bowl.

As the fire level reached the bottom of the bowl and the burning tobacco came in contact with the hard rubber stem the taste and smell of the burning hard rubber would cause you to throw the pipe away. Hard rubber stems cannot be allowed to get too hot or they would melt and cause no end of trouble.

Perhaps some other substance could be employed, but then the smoker would be even more reluctant to switch from his favorite hard rubber bit he has been used to for so long.

Q. I find pipe smokers differ on whether to leave the ashes in a pipe until it is cold, or knock them out immediately. Which is correct? A. L. L., Athens, Ohio.

A. Another question probably as old as pipes itself, and probably one that will always be debated.

Some smokers believe the ashes should be knocked out immediately so that the

pipe can air out and thus dry more rapidly.

Others are of the opinion that the ashes should be left in over night to help absorb the moisture and oils instead of letting them soak into the briar. Also, it gives the cake in a new pipe more of a chance to harden and dry before being damaged with the removal of the ashes immediately.

Take your choice.

Q. Why are plastic bits less popular than hard rubber? I have pipes with both kinds, yet the better pipes never use plastic. G. A., Dixon, Ill.

A. Hard rubber is the favorite of most pipe smokers. The reasons are many and varied, including a better, more natural appearance, greater durability, less wear, and a more comfortable feel on the teeth.

Some readers will disagree with a few of these points, but in general they are the chief reasons. I smoke pipes with both kinds of stems and can see advantages to both, but hard rubber remains the preference.

Q. What is meant by a trade pipe? I have seen these in pipe collections but do not know the meaning of the term. W. W. B., Waterbury, Conn.

A. A trade pipe is one that was especially made for trading. This was popular during the early years of this country when the English would make pipes especially for trading to the Indians in exchange for furs, land, and other Indian commodities.

Trade pipes made of metal were especially valued by the Indian, since metal was something new to him, although numerous inexpensive substances were used. They have also been used in other parts of the world. African tribes also had a weakness for pipes such as these at one time.

BLOWING

SMOKE RINGS

With
the editor



FOR THE third time we are getting ready to select a "Pipe Smoker of the Year", the yearly award which we make each December.

This award goes to the pipe smoker who, in our opinion, has done the most for pipe smoking or pipe smokers during the past year.

We always ask pipe smokers everywhere to tell us who they believe is most worthy of the award. By announcing the event well in advance we hope to have the name of every worthy individual presented to us so that none will be overlooked, for we are anxious to select the man who has really been, in the full sense of the word, the "Pipe Smoker of the Year".

Perhaps he has been the cause of acquainting a large number of pipe smokers with the joys that may come from a pipe. Possibly he has invented an improved tobacco or a better pipe—one which is revolutionary and a real contribution to pipe smoking.

There are countless ways in which the "Pipe Smoker of the Year" may have been outstanding, but it is not necessarily "how" he was outstanding, rather the degree to which he has been outstanding.

Whom do you recommend? Send us the name of the man you feel has been the outstanding friend of pipe smokers in 1948. It is not necessary to get hundreds of your acquaintances to also write letters, for popularity plays no part in the award.

THE PIPE SMOKER of the Year award is not a contest, and it is not based upon "votes" or number of recommendations. Rather, our selection is based purely and entirely on merit. We now have the names of four or five, any one of whom would be worthy of the award. But it is because we are eager to select the one

man who is most worthy that we invite you to send in the name of the man you believe to be most worthy and the reasons for your suggestion.

It is necessary that you send in your "nomination" promptly, for our board of editors meets shortly after October 15 and we must have all suggested names by that time. Since the award is announced in the December issue which goes to press around the 5th of November, we need the three intervening weeks to thoroughly investigate each name suggested.

WHAT CAUSES styles in pipes to come and go so quickly? Do you remember the little short pipes that came out a year ago, the ones that were about 3½ inches in length?

One company announced them, and within two month's time several other manufacturers had also brought out pipes of similar size?

Dealers couldn't keep them on hand they sold so fast. Priced at two dollars and often less they were an excellent buy. Fellows often bought three to six at a time.

But where are they now? What happened? They remind us of popular tunes which we hear over the radio a dozen times today. Tomorrow the tune vanishes from the hit parade. The "bowl-on-shank" style was another. Some smokers said it was a natural, said it would make obsolete the conventional style. But where are they now? You'd have to try a dozen pipe shops before you found one for sale.

The billiard, the bull dog, the apple, the bull moose—these will always be with us, while the others, hot for the moment, will cool with the passage of time. Who says pipe styles don't change?

NEW STEMBITER KAYWOODIE

REG. U.S. PAT. OFF.

For the smoker with
STRONG TEETH



—Stembiter Mouthpiece is made so that it conforms to the shape of the teeth.



No. 808
Stembiter \$5

Identify by Cloverleaf

Kaywoodie Briar comes from the burl of the briar bush. The burls are 40 to 250 years old. Our briar is selected with experience, and seasoned by our own methods. All of it is imported.

Picture shows briar bush

KAYWOODIE
BRIAR

For those who bite through their pipe bits—

Stembiter Kaywoodie is a welcome answer for the smoker who habitually bites through even the finest rubber pipe-bits. Stembiter was designed with help from the dental profession, and is more than ordinarily comfortable to hold in the mouth. Instead of going through one channel, the smoke is diffused through 3 channels, which helps materially to cool it. Quality and prices the same as pre-war, \$3.50 to \$25. Kaywoodie Company, New York and London, 630 Fifth Ave., N. Y. 20. Est. 1851.

- *Birthday*
- *Anniversary . .*
- *Special Event .*

No matter what the occasion, if he smokes a pipe, a year's subscription to PIPE LOVERS is one gift that he'll appreciate . . .



We'll gladly send a gift card when requested.

Send name and address today, and include the name you wish to appear on the gift card—we'll do the rest. Or, if you prefer to give the card in person, say so and we'll send the card direct to you.

Only \$2.50 per year
"A Gift He'll Remember"



The Magazine For Men Who Enjoy A Pipe

Long Beach 12, Calif.

PIPE LOVERS

THE MAGAZINE FOR MEN WHO ENJOY A PIPE



Dedicated to the Interests of Over 20,000,000 Pipe Smokers

THE NATIONAL PIPE MAGAZINE

Volume III—No. 10

October, 1948

CONTENTS

General Articles

Pipes on the Campus - James Morrison and Roger Ganem	296
<i>Collegians prefer pipes for various reasons.</i>	
Preferred Styles by Collegians - - - - A. G. Long	298
<i>Survey doesn't reveal any outstanding shape or type.</i>	
A Dealer Tells About Young Smokers - - S. R. Nelms	299
<i>Interesting experiences revealed by pipe shop manager.</i>	
Student Collector - - - - - Stanley Schultz	300
<i>Young collegian finds pipe collecting exciting.</i>	
The Three Robertsons - - - - - J. Harte	302
<i>This Idaho trio makes odd and unusual pipe styles.</i>	
Evaluating a Pipe - - - - - Ed Copeland	304
<i>This is the second of a series on establishing pipe values.</i>	

Departments

Blends and Blending - - - - - George Alpert	295
Blowing Smoke Rings with the Editor - - - - -	291
Collector's Page—Evaluating a Pipe - - - - - Ed Copeland	304
Pipe Clubs - - - - -	312
Pipecraft - - - - -	306
Pipelines - - - - -	293
Pipoddities - - - - - George Flamm	315
Pro and Con - - - - -	310
Repair Bench - - - - - W. H. Packer	316
Questions and Answers - - - - - Ken Brown	290
What's New - - - - -	308

Cover—Typifying college students of today are Robert Bodge of Norwood, Mass., and Eileen McCormack of Holyoke, Mass., discussing a history assignment on the campus at Boston University.—Photo by Stephen Mack.

Editor and Publisher	George W. Cushman	New York Representative
Associate Editors	Ken Brown Hal E. Heintzelman James Morrison	John Flynn 112 MacDougal Street ORchard 4-9816

Art Editor **SOB BARNES**

Pipe Lovers Magazine is published monthly by Cushman Publications, editorial and business offices located at 532 Pine Avenue, Long Beach 12, California. George W. Cushman, owner and publisher.

Entered as second-class matter January 21, 1946, at the post office at Long Beach, California, under the Act of March 3, 1879.


Entire contents copyright 1948. No material may be reprinted either in whole or in part without special permission, unless the source is given.

Ideas and opinions expressed in signed articles do not necessarily represent those of the magazine.

Subscription rates: To addresses in U. S. A. and possessions, \$2.50 per year, two years \$4.50; foreign countries including Canada and Mexico, \$3.50, two years \$6.50, single copies 25c. foreign 35c. Back issues the same. All subscriptions are payable in advance and should be sent to Pipe Lovers Magazine, 532 Pine Avenue, Long Beach 12, California. Report change of mailing address promptly giving both old and new address. Allow two weeks for change to take effect.

Advertising rates and requirements sent upon application. Publisher reserves the right to ask to see samples of products advertised and to request references from new advertisers.

Manuscripts and photographs submitted for editorial consideration must be accompanied by return postage. Publisher cannot assume responsibility for unsolicited manuscripts.



Pipes of Pumice

Dear Sir:

Well blow me down and call me Sandy. I bit. After reading Russ Hoadley's article on making stone pipes (he called it pumice), I couldn't sit still until I tried making one.

Did I have fun. I didn't believe it would take only three minutes. But that was all it took. It's the first and only pipe I ever made—not much to look at, but it smokes nice, and is the biggest experience I have had since I began taking pipes seriously.

T. H. Lowry
Jefferson City, Mo.

Dear Sir:

Pumice stone pipes are fun to make but no fun to smoke. Mild, maybe, but they lack any flavor and taste. How about a lesson in carving pipes of soap next?

Bob Wetherby
Yakima, Wash.

¶ At least they should stay clean.—Ed.

Collector's Aid

Dear Sir:

You have really hit home base with your announced series of articles by Mr. Copeland on how to evaluate a pipe. This should be of great help in assisting the young collector who often seeks blindly frequently paying exorbitant prices for a common pipe simply because he does not know its true value.

Besides this evaluation it would also be helpful if the author would point out fluctuations in valuations as they occur, for values in old pipes must vary as do prices in anything else of this nature.

E. C. Braun
Madison, Wis.

Water Pipes

Dear Sir:

I have purchased water pipes and made water pipes and find they have a very pleasing smoke, but you have to remain seated when they are smoked.

Are there any portable water pipes which can be carried about in the hand, or in some other way smoked while going from one place to another?

R. S. Tolan
Yellow Springs, Ohio

¶ For a practical answer to your pipe dream see "What's New" this month (page 308).—Ed.

Imported Briar

Dear Sir:

The letter from Oppenheimer Pipes in London which appeared in the August issue,

OCTOBER, 1948

293



BUY YOUR TOBACCO AT PINECREST

The Largest Selection of Tobaccos Anywhere

Pinecrest	Pocket	8 oz.	16 oz.	Sutliff's		
Best Blend	.30	1.25	2.50	Mixture 79	.30	1.25 2.50
Pine Street	.25	1.10	2.10	White Burley	.35	1.50
All Bright	.25	1.10	2.10	Flycasters	.30	1.25
Huntleigh	.25	1.20	...	Cube Cut	.40	1.75
Park Avenue	.20	.85	...	Honey Dew	.35	1.50
Schermerhorn's				Edw. G. Robinson	.30	1.25 2.50
Bestofall	.15	.80	1.60	Dream Castle (White		
Flake Mixture	.20	1.00	1.95	or Black Label)	.25	1.10 2.10
Coat of Arms	.25	1.15	2.00	B&H Formula 12	.50	1.85
Pinkussohn's				Dunhill's Am. Mix.	.30	1.50 2.85
Potpourri	.25	1.00	2.00	Brindley's	.25	1.10 2.00
Cookie Jar	.25	1.25	2.50	Krumble Plug	1.00	...
Tobin's Irish Mixture	.25	1.25	2.25	Donniford	.30	1.50 2.75
Middleton's				London Dock	.40	1.50 2.75
Walnut	.30	1.25	2.50	Brush Creek	1.00	2.00
Regimental	.30	1.50	3.00			
Bin 56	.25	1.40	2.75			
Club Mixture	.15	.80	1.55			
Old Mariner	.15	.90	1.75			
Philadelphia	.30	1.25	2.50			
Lyons Mixture	1.00	2.00	4.00			
Pepers Pouch	.25	.95	1.80			
Crosby Square	.15	.80	1.55			

John Alden Pipe Tobacco, 8 oz. \$1.50
John Alden Cigars, 10c, 2/25c, 15c
John Alden Cigarettes, pk. 20c
Low Nicotine
(Add sales tax and postage.)

Imported

Erinmore, .50—John Cotton, .55 & 1.10—
Craven Mixture, .40 & .75—Two Hours, .70
—Cut Golden Bar, .70—Dunbar, 2.00—Ye
Olde Signe, 2.00—MacKennis, .70—Scots-
more, .70—Thistle, .70—Chivalry, .70—
Yachtsman, .60—Travelers Joy, 1.30—
Daddy's Mixt., 1.35—Donore, 1.30—Bul-
wark, 1.00—Tassie, .70—Baltic, .80—Cam-
bridge, .80—Handy Cut Virginia, 1.25—
Donegal, 1.30—Carroll's Two Flake, .65—

Carroll's Rich Flake, .65—Mick McQuade,
.65—Cope's Escudo, .70—High Card, .60—
Old Banner, .70—Moonstone, .70—Rich-
mond Super Fine, .70—Balkan Sobranie,
1.00 & 2.00—Fryer's, .50, .65, 1.00—Three
Nunn, 1.25.

Imported Cigarettes

Abdulla, Craven "A." de Reszeke, du
Maurier, Balkan Sobranie, Gold Flake, State
Express, Capstan, 3 Castle.

And All Other Popular Brands and Bulk Tobaccos

Mail Orders Accepted. Add Postage, ea. 8 oz. 10c—16 oz. 15c

OPEN SATURDAYS

PINECREST PIPE & TOBACCO SHOP

484 Pine St., near Kearny

Telephone GA 1-8556

SAN FRANCISCO 4, CALIFORNIA

Worthwhile Articles on Specified Subjects

Articles on these subjects have appeared in past issues of *Pipe Lovers*. They are still available at no increase in price. Still 25c each, while they last.

★

MEERSCHAUM: Jan., '46; Feb., Aug., '47; Jan., '48.

PIPE MAKING: Feb., June, July, Aug., '46; Sept., Oct., Nov.,
Dec., '47; Feb., '48.

TOBACCOS FOR BLENDING: Feb., Apr., May, June, July, Aug.,
Sept., '46; July, '47; May, June, '48.

WATER PIPES: May, Oct., '46; Jan., May, '48.

HISTORY OF PIPES AND TOBACCOS: Jan., Dec., '46; Mar., Apr.,
Aug., '47.

CAKE, BURN OUTS, ETC.: Apr., Nov., '46; May, Nov., '47.

CLAY PIPES: Dec., '46; Mar., May, '47; May, '48.

PIPE WOODS: Mar., June, '47; Mar., '48.

★

All of the above are full length articles, not brief references or small items. Order today while they are still available.

25c each postpaid

PIPE LOVERS MAGAZINE

LONG BEACH 12, CALIFORNIA

Brown Crock MIXTURE

THE SMOKE OF THE STARS

It's carefully aged and blended, smokes cool and lasting, has a delightful aroma, and does not bite the tongue. Try a pipeful today—then you'll see why Brown Crock is truly "the smoke of the stars."

Available at present in one-half pound cartons only.

Shipped anywhere in the United States upon receipt of your check or money order for \$1.45, which includes postage, insurance and handling charges.

All Mail Orders Filled Same Day Received

HOLLYWOOD PIPE SHOP
1641 NO. CAHUENGA BLVD. HOLLYWOOD 28, CALIF.

PIPE LINES...

(Continued)

and the editor's answer was of great importance to all pipe smokers.

If pipe manufacturers cannot get together on terms to be stamped on pipes, a law should be passed to clear up the situation. Imported briar does not seem enough, for cannot imported mean just any briar brought in from a foreign country?

Let's get together on this and do something about it. It concerns all of us, and I would think reputable manufacturers would stand most to gain by having the matter settled. How about starting a campaign?

B. J. Caldwell
Sioux Falls, S. D.

¶ Reader Caldwell is correct in stating "imported briar" can mean any briar, good or bad, which is grown elsewhere and shipped into this country. We agree, and we repeat that pipe manufacturers have more to gain than to lose, if they have anything to lose, by establishing accurate terms or codes to stamp on pipe shanks denoting where the briar was grown, and, preferably just what kind of briar it is.—Ed.

Pipe Popularity

Dear Sir:

I am interested in knowing which state has the greatest percentage of pipe smokers. Do you have any data or information on this subject?

David Wise, Jr.
Louisville, Ky.

¶ We have no official information on this question, but believe there is more interest in pipe smoking by residents of Ohio, Michigan, Indiana, Illinois and that section of the country than any other.—Ed.

Photographing Pipes

Dear Sir:

Besides being an amateur pipe collector I am also an amateur photographer and I have tried on numerous occasions to photograph some of my pipes.

I can never get the pictures to look like the pipe. The pictures in the magazine have life to them and depth. What is the secret to getting a good picture of a pipe?

John Young
Philadelphia, Penn.

¶ In response to several other requests similar to Young's, a forthcoming article will reveal the salient points necessary in photographing a pipe so that it looks like a pipe.—Ed.

Add These Books to Your Library NOW!

They are Books Every Pipe Smoker Should Own!

The Odyssey of Tobacco

By ROBERT LEWIS FISHER, 93 pages, illustrated, 6x9 cloth Postpaid, \$3.50

AN AUTHENTIC and reliable account of how smoking originated and developed throughout the world. Reveals little known facts about pipes and tobaccos. The various tobaccos are discussed in the Appendix.

The Swedish Pipe Book

By CLAES KRANTZ, 118 pages, 63 illustrations, English translation, 46 pages, 6x9, cloth Postpaid, \$3.50

THIS NEW, well written book from Sweden discusses pipes throughout the world, bringing forth hitherto unrevealed data on the subject. Tells of the early days of pipe smoking, modern practices, is well illustrated. A worthy addition to your library.

TobaccoLand

By C. A. WERNER, 474 pages, 84 illustrations, 5x7½, cloth Postpaid, \$3.00

COVERS all phases of tobacco sketching early history, literary and social aspects. Although written primarily for the trade, there is much essential information on every part of the subject including how various pipes are made and repaired.

Order these books TODAY. Send check or money order to

CUSHMAN PUBLICATIONS

532 Pine Ave., Long Beach 12, California

All books sent postpaid. Immediate shipment. Send for yours NOW.

Blends and Blending

By GEORGE ALPERT



If you have any questions concerning tobacco blends or blending Mr. Alpert will be glad to help you. He may be addressed at 401 Broadway, New York 13. Be sure to enclose a self addressed stamped envelope for your reply.

IT'S ALMOST a year now that we have been talking about blending, and we are very pleased to note that this favorite indoor sport is really taking hold. In the midst of many discussions comes a letter from Jerry De Soto of Boston who claims that practically every tobacco he tries winds up getting the heel of his pipe all wet and that he is constantly burning his tongue. He wants a tobacco that will not affect him in either of these two ways.

First of all, wet heel can be avoided by keeping a pipe clean. Most any tobacco will not smoke to advantage in a pipe that isn't constantly reamed with that pipe cleaner and rested after smoking. Human beings like their sleep every night, and after a pipe is given a workout, it wants its rest.

You can't use a rusty tool, and you can't smoke a pipe that gets overheated, and a wet heel will result almost every time.

Then too, some of us are "wet smokers". We keep a flow of saliva running through the stem into the bowl. Shouldn't do that either.

Of course we may not be conscious we are doing this, but at the same time, when it rains you are going to make sure that the lawn mower is in the shed. So think about that little pipe you are smoking. Be good to it, and it will be good to you, and that tobacco you smoke may give you a lot more satisfaction and less trouble.

NOW JERRY'S problem of the burning or biting tongue may be the problem of a lot of people. Before you go blaming the tobacco again, you may be puffing too fast and working up more combustion than your pipe. (or tongue) will stand.

A pipe isn't a steam boiler. It's a good friend and has to be treated in a

friendly fashion. Then it will be a real friend for a long time.

So Jerry and a lot of other readers might say to all this: Well, we keep our pipes in A-1 condition. We don't smoke wet, we don't puff fast, and we still have trouble. To this there can be only one solution, and that is: Smoke the mildest tobacco you can find.

Can't find one mild enough? Then, I say, blend your own.

Give this formula the once over, mix a batch, smoke it, and see how you like it.

- 4 ounces White Burley
- 2 ounces Burley Medium
- 2 ounces Latakia
- 3 ounces Virginia Flake
- 4 ounces Light Cavendish
- 1 ounce Turkish

This formula is mild. If it isn't mild enough, play around with it for awhile and see what you get. But it's a good start in the right direction.

ANOTHER THING we hear a lot about is that old problem of the taste changing in a blend while it is in the pipe. In some cases the change may be for the better. In other cases the tobacco gets bitter, or so it seems.

This may be due to the aforementioned reasons given for the other trouble. A pipe must be clean and also smoked properly. In some cases, again, it can be the tobacco. The smoker himself may be a "complainer". Best thing to do here is smoke your pipe for pleasure and if all the conditions are still right, and the tobacco still changes taste midway and doesn't satisfy, then try blending your own.

Okay, so now you have created your own blend and the taste still does not run consistent throughout the pipeful, then what? Chances are now that your tobacco is burning too fast—if the blend

(Continued on page 316.)

the finest pipes are Chadwick



Made only from aged, imported briars.

Calabash Bent
A Chadwick exclusive... for your prized collection.



NEWMAN BROTHERS
manufacturers
1245 Broadway
Brooklyn 21, N. Y.

"BLEND-R-KIT"

Blend Your Own Favorite Mixtures

Now you can enjoy blending at home with the "BLEND-R-KIT" containing the Seven Basic Blending tobaccos: White Burley, Maryland, Virginia Shredded, Black Cavendish, Latakia, Virginia Bright (Flake) and Perique. To get you under way, the kit comes complete with formulas, and then you make up your own as you go along. For Blending is Fun! — with

"BLEND-R-KIT"

only \$2.69 complete

Send stamps or money orders only.
Shipped postpaid. No. C.O.D.'s.

Hellenzee Tobacco Company
325 Ocean Avenue Brooklyn, N. Y.

DEER TONGUE

Like tobacco, Deer Tongue is a plant and a mighty good flavoring agent in pipe mixtures. It adds a mild sweet flavor and aroma. Give it a trial in your pipe mixtures. Finest quality granulated just ready for quick easy blending. 15c per oz. postpaid.

PETE MOBERLY

Box 790, Owensboro, Ky.

PIPE LOVERS Makes An
Ideal Gift For Any
Occasion.



Relaxing with a pipeful between classes, Robert Place of Brockton, Mass., chats with Mary Wall of Everett on the Campus at Boston U.

ONCE AGAIN the bells in the campanile ring out and many thousands of young men are returning to ivy covered classrooms halls. But they are not alone.

For many their trusty pipe will be with them, a silent companion to give them comfort when needed and to assist them in "cracking the books" from midnight on.

Probably at no other time in life are so many men interested in pipes as during their late teens when they enroll as students in the nation's colleges and universities. It has been shown in surveys that at the age of 19 the pipe is of greatest interest to all.

Picking at random students at various schools from coast to coast we are able to partly determine some of the answers.

Bob Cullen, a junior at the University of Washington at Seattle, has an interesting answer: "Pipes are, of course, not new to me," he says, "for I have always watched men smoking pipes. I didn't give them too much thought until I decided to try a pipe for myself three months ago and purchased one together with a package of tobacco.

"In less than a week I had the "bug", if enthusiasm for pipe smoking can be considered a bug. I became genuinely interested in pipes and asked lots of questions about them. I tried to learn all that I could about the different types and kinds, and also about tobacco.

"I find considerable interest here among most of the students concerning pipes. Practically none of them started smoking a pipe before they came here, and since the subject is not only new to us but a fascinating one, we are naturally interested in learning all we can about it."

A SLIGHTLY different version comes from Harry Steele, a senior student at Ripon College in Ripon, Wisconsin. He replies: "By the time a man reaches his late teens he is interested in practically everything that goes on about him.

"In high school we are not old enough to be concerned with too many of the things about us, but that jump to college increases our interest a thousand per cent. Also, our professors are continually trying to broaden our scope, and, with

Pipes on the Campus

Students and Faculty Members Give Their Opinions on Why Pipes are a Favorite of Collegians Everywhere

By JAMES MORRISON and ROGER GANEM

pipes being introduced to many of us for the first time, we naturally have a somewhat instinctive curiosity and the search for additional information is on."


When this question was put to George Melliott, a junior at the U. of Chattanooga, Tennessee, he replied: "Few men smoke before they are 18 or 19, so they have little interest in something which does not concern them. If, when they try their first pipe, they find it to their liking, they will naturally be interested."

"I think other men, like old men in their late twenties, are too preoccupied with other matters to give their pipes much thought. They take them for granted and don't try to find out too much about the care that is due them."

STUDENTS AREN'T the only ones within college walls who find a pipe is a subject of great personal interest and pride. Take for instance Samuel B. Gould, head of Boston University's Division of Radio, who, ever since "snitching" his brother's briar to "see what it was that gave him so much fun," has been an inveterate pipe smoker.

That was 21 years ago, when he was a college freshman at 16, and except for the times he was training for the Bates track team, he has seldom been without his pipe.

One of the rare occasions he was without his briar was the time he left Boston to spend a weekend of writing and re-



Seldom without his favorite companion is Samuel B. Gould, head of the Division of Radio at Boston U. "When my pipes are lost, I am lost, too," he declares.

laxing at the shore. Arriving at his cottage, he discovered he had forgotten to pack this one important item. Without his pipe the formula for contentment was incomplete.

"I never knew how much I depended on my pipe before," said Gould, reflect-

ing. "There was no store nearby where I could buy one, and I was miserable for three days. No, I neither wrote nor relaxed."

Gould has over 50 pipes in his collection, and he uses every one. He has all types from a Calabash to a corncob. However, an old meerschaum he received as a gift is his favorite.

"Nowadays, a pipe is accepted anywhere, and it is no longer uncommon to see one smoked in restaurants and other public places," he says.

GOULD BECAME head of the Radio Division of the Boston University School of Public Relations in September, 1947. He inherited three ancient classrooms, a small, bare—save for a desk—office, and some 30 students with a lot of ambition but little training. Within three short months he had two new, fully equipped studios, a competent staff of instructors, and an increasing enrollment.

"Did the pipe help me then? Well, unfortunately, it couldn't do my thinking for me, but it was the first thing I turned to when problems became pressing," he claims.

Gould finds pipes are "less in the way" than other personal possessions. In his office he always keeps his pipe in his mouth, whether it is lighted or not. "It is not a distraction at all," he offered. "When I sit for a long time doing routine work, I find it ideal. And when

(Continued on page 315)



Preferred Styles By Collegians

Survey Reveals Different Sections Of the Country Have Preferences on Various Styles and Kinds of Pipes

By A. G. LONG

IS THERE a preferred style or shape of pipe by university students? Only through observation and interview can one find the answer. Also by conversing with pipe shop proprietors close to the nation's many campuses we are able to get some idea as to what shape or style the young college man likes best.

At the University of Nebraska last year I noticed practically all of the pipes smoked by the students there were extremely light in weight, possessing a small bowl and slim shank.

Although this was to a certain extent true in the south, the trend seemed a bit more towards a slightly heavier pipe with a larger bowl.

This past summer I toured the east, and at those schools which held summer sessions I got a pretty good idea of what the eastern collegian prefers. These, too, were straight stemmed pipes, and I imagine I saw as many plain billiards as all the others put together.

This contrasts to the shapes I saw on the campus at the University of California at Berkeley. At that school there was considerable partiality to bent stems and hand carved bowls. The pipes, I would say, seemed to match the more casual appearance of the students, whereas the well groomed formality of New York and Connecticut students was continued in the sleek conservatism of their straight billiards and Dublins.

At Columbus, Ohio, I stopped in one of the shops near the Ohio State campus

and discussed preferred shapes and styles with one of the clerks.

He was of the opinion that the average college student was more concerned with the price of a pipe than its style or type. Many are going to school on limited budgets, he felt, and they couldn't spend too much for a pipe, no matter how much they wanted it.

"But in the price range that fits their pocketbook", he continued, "they generally prefer a light pipe, one that won't weight down their pocket".

I STRUCK UP a conversation with a young fellow across the street from the University of Texas campus in Austin. He was smoking an odd looking pipe similar to the panel, but whose panels were tapered in towards the top.

When he told me he bought it a few days previously, I asked him why he selected such an odd shape. He replied, "One of the fellows at the frat had one just like it and I always admired it. I have been looking for one like it ever since, and this one is about as near like it as I'll ever find."

I then asked why he liked it so much and he said, "Well, for one thing it is different, distinctive. A college man like me wants to be like the rest of the gang in some ways, yet we need to be different in others. For instance, we all wear ties, but we don't want them to be like anybody else's. That goes for pipes. A lot of us smoke pipes, here, but we want our

pipes to be just a bit different from the rest.

"You watch," he continued, "and you won't see many pipes alike among the fellows here who smoke them."

Elsewhere throughout the South I noticed a greater variety of pipe styles and shapes by men of college age than elsewhere. Also, I believe I saw more pipes in our Southern states than any where else in the country.

In Iowa City I had an interesting chat with a young fellow who was smoking a pipe with a very small bowl. And since my weakness is talking to pipe smokers and getting their views, I approached him on his reasons for smoking a pipe with the small bowl and short stem.

"There are two reasons," he said, "why this shape and style is the best of all." It was a saddle bit billiard about four inches long. "First, it is light in weight, and I can't stand a ton of briar wood pulling down my jaw. Then second, it is small enough to fit into any of my pockets or even my tobacco pouch causing very little discomfort and creating no bulge which might, in the case of a big pipe, stretch the pocket.

"And probably the best reason is that it doesn't hold too much tobacco. I often like a smoke between classes. We don't have much time, of course, and this little bowl is just the thing. It doesn't waste tobacco." He said he had two others very similar to it.

NOWHERE DID I notice many expensive pipes in the mouths of college students. "The reason," said a pipe shop proprietor in Oregon, "is that in the first place the college student hasn't got enough money to afford the better briar pipes, and secondly many of them have not advanced to that stage of pipe smoking where they can tell the difference anyway."

Seldom have I run across what I call the "pipe fiend"—that is an advanced smoker who really knows and appreciates fine pipes and makes a hobby of collecting them. This usually comes later in life, since college men generally have other interests to take up their time.

I ran across one such fellow at the University of Pennsylvania, or rather, he was a student there, but I met him in a pipe shop in New York City. I asked him if he felt the college man preferred pipes of a general style or shape and he replied that he felt it was a matter of individual taste, the same as clothes, with some fellows wearing the loudest ties and sox and shoes they could find

(Continued on page 315)

By S. R. NELMS



Historic landmarks are numerous in Boston, but to pipe lovers this big pipe over Ehrlich's is a welcome sign.

ARE PIPE smokers a strange lot? Perhaps you're prejudiced on the subject, or, possibly, you don't feel they are much different than anybody else, you being one yourself.

But who should know pipe smokers as a class better than a man who makes his living by waiting on them? The man behind the counter?

Take for instance John H. Williamson who has been serving devotees of the bowl in Boston and vicinity for over fifteen years.

Williamson is himself a pipe smoker—which explains why he can sympathize with them, and why he knows so many of the answers. Since 1933 he has been manager of Ehrlich's Pipe Shop in the Massachusetts capital.

Like any person whose job requires that he meet the public he has experienced many amusing incidents since he took over as head of this famous Boston institution.

"I am often amused at some of the young campus lotharics who come into the shop," he says. "Occasionally a student struts in, selects a pipe, and poses

A Dealer Tells About Young Smokers

Experiences with Pipe Smokers Both Young and Old are Described by This Manager of Famous Boston Pipe Shop


majestically before one of the two mirrors set up on the counters.

"Studiously he examines himself from every angle—full face—profile—rear—brow wrinkled—hands leisurely in pockets and head carelessly thrown back

(Continued on page 318)

Famous Fischer carvings at Ehrlich's include, left, the Shiek of Araby; center, "Remorse" below blocks of amber and meerschaum; right, carved figures from the opera Lohengrin. Second photo shows "Directum," once famous trotting horse.





The young author is shown with his pipe collection which is kept in this solid maple cabinet in his room. Underneath are his pipes which he smokes regularly.

Student Collector

A Dirty Old Meerschaum Picked Up For Fifty Cents was the Start of This College Student's Collection

By STANLEY SCHULTZ

MY MOTHER'S love of antiques is responsible for my interest in pipes. On one of her "hunting" expeditions a few years ago she ran across an old grime-covered "thing" which resembled a pipe in the bottom of a dirty old trunk in a small shop.

Taking a chance I might be interested she plunked down the fantastic price of 50 cents for it, brought it home and gave it to me.

I was immediately interested and set to work cleaning the blackened old bowl, polishing the gold and silver work, and trying to repair the broken stem. I could hardly believe what I saw, for what I had was a beautiful meerschaum pipe with truly masterful ornamentation.

Inquiring as to its value, I was told it was worth approximately fifty dollars. The pipe collecting "bug" bit me at that moment.

A new amber stem was obtained, and the pipe is now one of my most cherished of the lot. (Lower right on the opposite page).

I had been smoking a pipe about a year before this episode took place. Since then pipes have had a new meaning for me, and I have been continually on the prowl for them ever since.

As a student at the University of Southern California I am pretty busy with studies during the week and must leave my pipe hunting excursions to the week-ends and vacations. Even so, I have, up to now, acquired about 175 which are mostly collector's items including practically all of the common and some of the rarer pieces which delight the pipe enthusiast.

Amusing to young and old alike is this pipe which depicts a young little pickaninny scared half to death. When the pipe is turned around all is explained. An alligator has the little fellow in his jaws and is about to take a bite.





These are some of the "different" pipes in the author's collection. The bulldog meerschaum in the lower right photo is the pipe that gave him the "bug". In his article he describes each of these pipes and relates how he obtained them.

DUE TO SOME wonderful luck in running into odd pipes, and the co-operation shown by my friends and relatives, my collection has grown rapidly. It is surprising how many pipes are stored away in attics, basements, and closets of friends who would be glad to give them to you if you only made your wants known.

Personally, I am not particularly enthusiastic about seeking out antique shops as a source for obtaining additions to my collection. I get more fun out of acquiring a new piece in less obvious and available places. Certainly they can be had at a fraction of the cost.

At first I thought I would specialize in just meerschaums, but it is hard to reject an unusual pipe not made of this material. I have a weakness for meerschaum, but some of my other pieces are just as interesting.

For instance, there is the humorous, hand carved "Crocodile and Pickininy" (shown at the bottom of the opposite page). The little darkey has a surprised expression on his face which is not explained until the pipe is turned around and we see that the crocodile has taken a good bite out of the little fellow's posterior.

I doubt if it was intended for smoking although the bowl shows evidence of having been used many times. It is as long as a churchwarden, and I believe the wood from which it is made is

palmetto. And believe it or not this pipe has an amber stem.

AT THE TOP of this page are some of my other interesting pieces which are somewhat cut of the ordinary. Top, left, is an example of expert German hand carving of a century ago. This pipe bowl, which depicts a deer in flight, was made in south west Germany near Baden. It has fittings of German coin silver and deer antler ornamentation on the long stem. The wood is from the Black Forest.

Top, center, is a pipe made of plum wood—a material seldom used by pipe makers. The nude seems lifelike and natural, and the acquisition of this piece was most unusual.

Tired of studying for final exams I decided to take my younger brother up into the mountains for a camping trip—a "get back to nature—take life in the raw" expedition.

We drove into the small picturesque mountain community of Idyllwild where we planned to leave the car and pack back into the hills some six miles. My thoughts of pipe collecting were left at home, or so I thought. In the window of a small general store in the village I spied this beautiful hand carved nude practically asking me to take her home with me.

The store proprietor told me that a

nearby woodworker had made the pipe and had hoped someone would see it and buy it. I had not brought along any extra money, but I did happen to have my check book. Why this fellow took a check from a disheveled looking old bum like me, I'm sure I don't know, but he was willing, and I ended up with one of the most unusual pipes in my collection and one whose history I can trace back to the original maker.

The moral of this experience is that a good collector should never forget that no matter where he goes, he should keep an eye open for an unusual piece and be prepared to obtain it if it appeals to him.

AT THE RIGHT are the "Mutt and Jeff" of my collection—that is, the largest and the smallest meerschaums I have. The larger is my favorite of my whole collection, and is a beautiful piece.

It has had excellent care for most of its 150 years. The coat of arms of Hungary is emblazoned on the underside of the shank while a life-like scene of five knights in full armor is carved around the bowl.

It is light for its size and is nicely colored. It was made for the nobility probably in the latter part of the 18th Century.

Of no great monetary value, yet possessing certain warmth and charm is

(Continued on page 314)



Left to right, Jack, Thayne and Taylor Robertson, the young Idaho trio who felt pipe smokers were tired of standard shapes and decided to provide new ones.

The young lad had an itching desire to duplicate that pipe — with his own hands.

Carving was new to him, but success follows desire—if the desire is strong enough.

The next day when dad was away the young school boy took the pipe from its rack and proceeded to make a duplicate as nearly like it as he could.

Many nights later when he had completed it he showed his father the results of his effort. Dad Robertson was somewhat startled, for he didn't realize his young son had such artistic tendencies. Although the father could see at a glance the work was that of a young beginner, he never-the-less wanted to encourage his ambitious son and replied, "Thayne, that's wonderful."

And whether the boy knew it or not, he had begun a hobby which was to

The Three Robertsons



They Believed Smokers were Tired Of Old Shapes and Styles, So They Proceeded to Create Some New Ones

By J. HARTE

THE OLD gentleman sat quietly in his easy chair reading the evening paper as white wisps of smoke curled up from his brown colored meerschaum favorite. He didn't notice a pair of young eyes staring at the hand carved features on the bowl.

But those sharp eyes were admiring every contour on that pipe, every line, every shadow. It was a beautiful piece.

Thayne Robertson turns many pipes on his lathe. Some styles are hand carved.

lead to a well paying profession, and possibly a life time job—that of carving pipes.

But that was twenty years ago.

Young Thayne Robertson purchased briar, meerschaum, and similar pipe materials and spent his spare time turning out hand sculptured designs "just for the fun of it."

Before long he found pipe smokers began to call on him to see his "collection" and they began to make offers. Soon they were commissioning the young artist to create designs to their order.

In 1936 to 38 when Thayne went to college he earned much of his tuition and other expenses by carving pipes between classes and on weekends. "In those days a dollar was mighty hard to get," he says, "and I spent many long hours carving some odd design to fill an unusual request." Occasionally he would sell an extra good piece for as high as \$75, but this would require three months or more of effort.

THE DEMAND for the pipes continued, and by 1938 Thayne's two brothers, Taylor and Jack, came to his assistance and the House of Robertson was formed. They had no place of business at first, but made the pipes in their home.

When Jack and Taylor entered the service Thayne opened their first store in Boise, Idaho, their home town. It was a small shop, but due to the shortage of good briar pipes it was all he could do to keep it filled.

And since briar blocks were virtually unobtainable, he simply gave up making pipes for three years.

After his brothers came back from the service the three of them decided to open a larger store in the center of the city. They secured additional pipe making equipment and it was then that they decided to let the world know about the odd shaped pieces they had to offer.

Since then the name of Robertson has spread rapidly in the field of pipes.

The Robertson Brothers have held to the theory that although pipe smokers as a lot are conservative and somewhat conventional, still they get tired of the same drab shapes in pipes which never change year in and year out. Many smokers would like a shape which is distinctive, unusual, and not like any other pipe, and if such a pipe could be provided at a price which the buyer could well afford, he would be satisfied and happy.

This contention has proven true, and the odd and unusual designs which originate in the House of Robertson workrooms are now beginning to be seen in every corner of the globe.

ONE OF THE most unusual of the many pipes to be created by the

(EDITOR'S NOTE: This is the twenty-first in a series of articles describing the history and growth of leading pipe and tobacco manufacturers. Next month the article deals with the Royal Goedewaagen Pipe Society of Gouda, Holland.)



Robertson original creations.

Robertsons was the Thayne Stokre which was announced for the first time just a year ago after almost seven years of experimentation. This pipe, which features a second bowl to hold the added supply of tobacco and a "stoker" which feeds fresh tobacco into the bowl continually, is capable of giving from three to four hours continuous smoking.

Shortly after its appearance the Robertson Rare Quaints were introduced.

Although this series had long been contemplated by the brothers, it was held up until good quality briar was again obtainable.

Most of the Quaints are original designs, with some being duplicated from old favorites. They have been so popular from the start that dozens of new shapes have been created in this series. Both briar and meerschaum are employed.

(Continued on page 314)



\$15.00—\$25.00

\$30.00—\$50.00

Dresden porcelains are of the best and very rare. Seldom are they worth less than \$15.00 and the design will govern their value up to \$25 or more for fine specimens.

Genuine German presentation pipes are often duplicated and counterfeited. Originals such as this are beautiful works of art. Today they vary from \$30 to \$50 and up.

Evaluating a Pipe

This Second In A Series Discusses The Better and Less Common Types Of the Once Famous Porcelain Pipe

By ED COPELAND

IN LAST MONTH'S issue we discussed evaluation of porcelain pipes. Some of the more common types were illustrated with average current values applicable to each. Because of the

wide variety of European porcelain pipes, it is necessary to devote two issues to this phase of pipe collecting.

This second group deals with the more uncommon varieties which are of greater

The

COLLECTORS' PAGE

value than some of those listed last month, yet are not as rare as others less likely to be found by the collector who has just begun his hobby.

Some collectors reacted to the first article to the effect that the average prices as shown had too great a spread: i.e., \$8.50 to \$25.00 in one instance. In answer to this, it can only be said that as previously explained, the finesse of detail, materials used, and type of stem are primary factors. These, together with age and condition make for a great deal of variance.

We discount entirely for our purpose any historical or association value which any single item may have. Several identical bowls with widely assorted stems may have an individual value. In some cases the stem may have a great deal more value than the bowl which, occasionally, may be discounted entirely.

In my own experience I have sometimes purchased a pipe solely to obtain a bowl or stem as the case might be. One frequently finds an odd, misfitted stem in a fine example of porcelain bowl, or just the reverse.

It is not always possible to find a complete pipe; so it behooves one to obtain bowls, stems, and other component parts separately with the hope of someday locating a mating part. This requires a knowledge of just what is actually consistent; a great accumulation of misfit pieces and parts may result otherwise. The sum total of such piecing together is not worthy of a place with a collection of otherwise bonafide pipes.

THE MENTION of stems brings up a point that might be well to remember. Most porcelain pipes have weischel or cherry wood stems with horn fittings, and even the most exquisite Dresden bowls are apt to have one of these common stems attached. An attempt at ornamentation is often effected by the use of fancy horn fittings placed va-



Pipes illustrated are from the author's collection.

\$20.00—\$30.00

This skull porcelain is entirely different from the usual run of porcelain bowls. The fact that it is unusual and scarce makes it worth between \$20 and \$30.

riously on the stem and silver ferrules also assist. These are out of the ordinary, and increase the value of a pipe considerably.

Note the illustration of a porcelain pipe fitted with a stem of rosewood inlaid with gold plated wire and mother of pearl. A silver lid is quite in keeping with this fine hand painted bowl. This pipe would be valued between \$15.00 and \$25.00.

The porcelain skull is a splendid example of the many strange designs one may find to enhance and diversify a collection whether you choose to specialize in porcelains or not. Pipes like this are worth from \$20.00 to \$30.00.

To mention Meisen or Dresden ware in the presence of the ladies at your house will doubtless bring forth much praise and admiration for master crafts-



\$15.00—\$25.00

It is the stem which makes this pipe choice and valuable. It is expertly made of rosewood and is inlaid with gold plated wire and mother of pearl. \$15 on up.

men and designers of the wares which bear these names.

Dresden china or porcelain has been a name of quality for generations and is world famous. Lucky indeed is the collector who has the good fortune to acquire a pipe of this material positively identified as Meisen or Dresden.

Hallmarks are often stamped or impressed at the lower end of the bowl proper which inserts into the socket or elbow. A reliable book on antique ceramics will assist in identification.

Pipes of this class are often very fragile due to the unique and beautiful overlay work superimposed upon the bowls. The designs are many, but the floral pattern as here illustrated serves to show some of the fine detail and color.

Verging closely on the uncommon and

(Continued on page 317)

SWAP AND EXCHANGE

This listing is a free service to collectors who have pipes they wish to buy, sell, or exchange with other collectors. Send in your list and description for inclusion in next month's issue. There is no charge for this listing.

CHINESE WATER pipe for sale or trade. Purchased in China. 10 inches high with all the "trimmings." Write for full description or make offer. DAVID H. BAGLEY, 114 La Belle Ave., Highland Park 3, Michigan.

MEERSCHAUM once belonging to the House of Hapsburg collection. Made in 1824 by world famous carver. Complete history accompanies pipe. Write for further details. WILLIAM S. KLIEN, 78 Arcade, Nashville 3, Tennessee.

FOR SALE, meerschaum over 200 years old valued at \$1500. Good color; carved moose on bowl. Inquiries solicited. LEROY TAYLOR, Jr., 352 National Ave., c/o Rose Arbor Court, Chula Vista, California.

EIGHTEEN INCH meerschaum once belonging to Emperor Franz Josef of Austria, carved by Carl Kiess, to be sold. Write for description. BOB ROTHAR, JR., 1911 Emerson Ave., Dayton 6, Ohio.

HAND CARVED meerschaum pipe bowl shaped like a horse's head. Well colored. Amber stem. Good condition. If interested send for picture. HARRY CAMPBELL, 209 N. Tekoppel Ave., Evansville 12, Indiana.

VERY OLD hand carved meerschaum with female figure on the bowl. Been in our family over 50 years. Rare and unusual. O. E. PAGE, Box 41, Palisade, Colorado.

HAND CARVED meerschaum from Germany. Smoked only a few times. Make offer. EDMUND J. PFOHL, 1105 Wadsworth St., Syracuse 2, N. Y.

LOEWE "Manchester", Comoy's and some other pre-war English made pipes. Write for full description if interested. GEORGE M. BREWSTER, 401 Columbian Building, Topeka, Kansas.

GENUINE Kirsten "radiator" pipe to exchange for ??? Also, Ronson lighter. Details on request. FRANK K. YOUNG, Pawamo, Michigan.

EIGHTY old pipes, mostly meerschaums. Fine hand carved pieces, for sale. GILBERT A. WEE, 700 Spring Street, Del Rio, Texas.

FINE meerschaum, duck's head and neck with amber bill, 9 inches long including amber stem. GEORGE R. HAYS, 402 Second National Bank Building, Richmond, Indiana.

MEXICAN hand carved meerschaum pipe in case. Beautifully colored with exquisite workmanship delineating the head of a patrician Hidalgo. Photograph available. W. G. YEDLIN, 2023 Delaware Avenue, Wilmington, Delaware.

CARVED meerschaum and briar pipes, antique tobacco humidors, ash trays, and match holders. Interested in swapping or trading with collectors. ISAAC KAPLAN, 116 Oakland Terrace, Hartford, Connecticut.

The

COLL



\$15.00—\$25.00

Dresden porcelains are of the best and very rare. Seldom are they worth less than \$15.00 and the design will govern their value up to \$25 or more for fine specimens.

\$30.00—\$50.00

Genuine German presentation pipes are often duplicated and counterfeited. Originals such as this are beautiful works of art. Today they vary from \$30 to \$50 and up.

Evaluating a Pipe

This Second In A Series Discusses
The Better and Less Common Types
Of the Once Famous Porcelain Pipe

By ED COPELAND

IN LAST MONTH'S issue we discussed evaluation of porcelain pipes. Some of the more common types were illustrated with average current values applicable to each. Because of the

wide variety of European porcelain pipes, it is necessary to devote two issues to this phase of pipe collecting.

This second group deals with the more uncommon varieties which are of greater

value than some of those listed last month, yet are not as rare as others less likely to be found by the collector who has just begun his hobby.

Some collectors reacted to the first article to the effect that the average prices as shown had too great a spread: i.e., \$8.50 to \$25.00 in one instance. In answer to this, it can only be said that as previously explained, the finesse of detail, materials used, and type of stem are primary factors. These, together with age and condition make for a great deal of variance.

We discount entirely for our purpose any historical or association value which any single item may have. Several identical bowls with widely assorted stems may have an individual value. In some cases the stem may have a great deal more value than the bowl which, occasionally, may be discounted entirely.

In my own experience I have sometimes purchased a pipe solely to obtain a bowl or stem as the case might be. One frequently finds an odd, misfitted stem in a fine example of porcelain bowl, or just the reverse.

It is not always possible to find a complete pipe; so it behooves one to obtain bowls, stems, and other component parts separately with the hope of someday locating a mating part. This requires a knowledge of just what is actually consistent; a great accumulation of misfit pieces and parts may result otherwise. The sum total of such piecing together is not worthy of a place with a collection of otherwise bonafide pipes.

THE MENTION of stems brings up a point that might be well to remember. Most porcelain pipes have weischel or cherry wood stems with horn fittings, and even the most exquisite Dresden bowls are apt to have one of these common stems attached. An attempt at ornamentation is often effected by the use of fancy horn fittings placed va-

PIPE LOVERS

LECTORS' PAGE



Pipes illustrated are from the author's collection.

\$20.00—\$30.00

This skull porcelain is entirely different from the usual run of porcelain bowls. The fact that it is unusual and scarce makes it worth between \$20 and \$30.

riously on the stem and silver ferrules also assist. These are out of the ordinary, and increase the value of a pipe considerably.

Note the illustration of a porcelain pipe fitted with a stem of rosewood inlaid with gold plated wire and mother of pearl. A silver lid is quite in keeping with this fine hand painted bowl. This pipe would be valued between \$15.00 and \$25.00.

The porcelain skull is a splendid example of the many strange designs one may find to enhance and diversify a collection whether you choose to specialize in porcelains or not. Pipes like this are worth from \$20.00 to \$30.00.

To mention Meissen or Dresden ware in the presence of the ladies at your house will doubtless bring forth much praise and admiration for master crafts-



\$15.00—\$25.00

It is the stem which makes this pipe choice and valuable. It is expertly made of rosewood and is inlaid with gold plated wire and mother of pearl. \$15 on up.

men and designers of the wares which bear these names.

Dresden china or porcelain has been a name of quality for generations and is world famous. Lucky indeed is the collector who has the good fortune to acquire a pipe of this material positively identified as Meissen or Dresden.

Hallmarks are often stamped or impressed at the lower end of the bowl proper which inserts into the socket or elbow. A reliable book on antique ceramics will assist in identification.

Pipes of this class are often very fragile due to the unique and beautiful overlay work superimposed upon the bowls. The designs are many, but the floral pattern as here illustrated serves to show some of the fine detail and color.

Verging closely on the uncommon and

(Continued on page 317)

SWAP AND EXCHANGE

This listing is a free service to collectors who have pipes they wish to buy, sell, or exchange with other collectors. Send in your list and description for inclusion in next month's issue. There is no charge for this listing.

CHINESE WATER pipe for sale or trade. Purchased in China. 10 inches high with all the "trimmings." Write for full description or make offer. DAVID H. BAGLEY, 114 La Belle Ave., Highland Park 3, Michigan.

MEERSCHAUM once belonging to the House of Hapsburg collection. Made in 1824 by world famous carver. Complete history accompanies pipe. Write for further details. WILLIAM S. KLIEN, 78 Arcade, Nashville 3, Tennessee.

FOR SALE, meerschaum over 200 years old valued at \$1500. Good color; carved moose on bowl. Inquiries solicited. LEROY TAYLOR, Jr., 352 National Ave., c/o Rose Arbor Court, Chula Vista, California.

EIGHTEEN INCH meerschaum once belonging to Emperor Franz Josef of Austria, carved by Carl Kiess, to be sold. Write for description. BOB ROTHAR, JR., 1911 Emerson Ave., Dayton 6, Ohio.

HAND CARVED meerschaum pipe bowl shaped like a horse's head. Well colored. Amber stem. Good condition. If interested send for picture. HARRY CAMPBELL, 209 N. Tekoppel Ave., Evansville 12, Indiana.

VERY OLD hand carved meerschaum with female figure on the bowl. Been in our family over 50 years. Rare and unusual. O. E. PAGE, Box 41, Palisade, Colorado.

HAND CARVED meerschaum from Germany. Smoked only a few times. Make offer. EDMUND J. POHL, 1105 Wadsworth St., Syracuse 2, N. Y.

LOEWE "Manchester", Comoy's and some other pre-war English made pipes. Write for full description if interested. GEORGE M. BREWSTER, 401 Columbian Building, Topeka, Kansas.

GENUINE Kirsten "radiator" pipe to exchange for ??? Also, Ronson lighter. Details on request. FRANK K. YOUNG, Pewamo, Michigan.

EIGHTY old pipes, mostly meerschaums. Fine hand carved pieces, for sale. GILBERT A. WEE, 700 Spring Street, Del Rio, Texas.

FINE meerschaum, duck's head and neck with amber bill, 9 inches long including amber stem. GEORGE R. HAYS, 402 Second National Bank Building, Richmond, Indiana.

MEXICAN hand carved meerschaum pipe in case. Beautifully colored with exquisite workmanship delineating the head of a patrician Hidalgo. Photograph available. W. G. YEDLIN, 2023 Delaware Avenue, Wilmington, Delaware.

CARVED meerschaum and briar pipes, antique tobacco humidors, ash trays, and match holders. Interested in swapping or trading with collectors. ISAAC KAPLAN, 116 Oakland Terrace, Hartford, Connecticut.

Breaking In the New Pipe

(EDITOR'S NOTE: Believing that breaking in a new pipe is of primary interest to all readers, PIPE LOVERS presents in this column each month the recommendations suggested by America's leading pipe and tobacco manufacturers. This month's suggestions come from Briarcraft, Inc., makers of the Sterling Hall, of New York, N. Y.).

THERE are few possessions that provide greater satisfaction to a man than a really good pipe. And, unlike so many other things, a pipe, if well made and properly cared for, will actually improve with use.

Before filling your new pipe we suggest moistening the inside of the bowl with water, applying it evenly with the tip of your finger. While the bowl is still moist, load it with tobacco to about three-quarters full. Care must be taken not to pack it too tightly, or it will not draw freely. Avoid too loose a pack also, or the pipe will smoke hot.

Your tobacco should be neither too dry nor too moist. A dry tobacco will overheat a pipe, and an over-moist tobacco will make it soggy.

In smoking, don't draw too hard, for that will overheat the pipe and bite your tongue. After a number of smokes a cake will form in the bowl. This cake develops from the bottom up, and as it does, the bowl may be filled more generously. A cake of about 1/16 of an inch is desirable. When it gets beyond this, remove it with a pipe reamer or a dull knife. If the cake becomes too thick it is liable to crack the bowl by expanding when heated.

Keep your pipe clean by running a pipe cleaner through the stem occasionally. A clean, dry pipe is the secret of a sweet smoke.

When not in use, a pipe should be placed in an upright position so that it will dry out properly. A rack is best for this purpose.

In removing tobacco from the bowl, don't knock it against a hard object—experienced smokers tap it against the palm of the hand to avoid breaking the stem. And if you wish to remove the stem from the shank in cleaning, hold the pipe firmly and detach the stem by gently twisting it.

If you follow these suggestions, we are sure you will obtain many years of genuine smoking pleasure from your new pipe.

PIPECRAFT



Helpful Hints And Ideas That Make Pipe Smoking More Enjoyable

Pass 'Em Along

Pass along your ideas, short cuts, pet discoveries, and suggestions to fellow pipe enthusiasts. Contributors whose ideas are accepted and appear on this page are given a Ronson Lighter employing the "press, it's lit—release, it's out" action, together with a Ronson Servicer which consists of a full kit of lighter accessories, courtesy of the Ronson Lighter Manufacturer.

Send all contributions, with photos and diagrams when necessary, to the editor. All contributions become the property of Pipe Lovers Magazine and none can be returned or acknowledged unless return postage is included.

This is your page. The other fellow wants to know what you've discovered, that makes pipe smoking more enjoyable, the same as you like to read about his, so send yours in today.

Infra Red Bends Stems

There are several ways of applying heat to rubber bits in order to bend them, such as the direct application of heat, placing the bits in hot water, and so on. These are all satisfactory in that they do the job, yet each has its drawbacks.

Raw heat from a gas flame may burn or char the rubber, and hot water is a bit messy to a certain extent.

In searching for a better method which would be easier to use, I experimented with an infra red lamp. Noticing the intense amount of heat generated by this type of lamp, I decided to see if it could not be employed to accomplish the job at hand.

The bulb due to its construction, spreads the heat and scatters it over a wide area. It was apparent that if the heat was to be used in bending rubber pipe bits, it would have to be concentrated as much as possible.

As can be noticed in the accompanying photo, I accomplished this by plac-


ing an ordinary kitchen funnel directly below the lamp in such a way that practically all of the heat is directed through the funnel and out the spout where it falls on a small area.

This intense, dry heat does an excellent job of heating the rubber stem so that it can be bended easily. Three or four minutes is all it takes before the stem can be bent as desired.

After the warm stem is bent it is placed in cold water which cools it at once, and the job is finished.

An elaborate support can be made if many stems are to be bent, but for the average worker who bends only one or two occasionally, a piece of string and some scotch or adhesive tape will hold the funnel securely in place as shown. With the electric switch on the socket at the top, the worker has complete control all the time.

CLARENCE A. PICOU
San Francisco, California



PIPE LOVERS

MY FAVORITE BLEND

(Each month the editors of PIPE LOVERS award to the person sending in the best "Favorite Blend" a Rogers Air-Tite Tobacco Pouch, courtesy of Rogers Imports, Inc., of New York, N. Y. All contributions become the property of the magazine and none can be acknowledged or returned.)

For smokers who like a very plain smoke, one which is mild and can be smoked repeatedly, I submit the following:

Aged burley	3 oz.
White burley	1 oz.
Virginia bright	3 oz.

Let the mixture "age" for about a week in the humidior for best results.

ROBERT PARKER,
Des Moines, Iowa.

Tobacco Storage

When storing tobacco for a long period of time I have found that it is best to store each tobacco under different storing conditions. Some are better one way while others require a different procedure.

Burley, for instance, can be permitted to dry out and then stored in almost any type of container in a dry place for long periods of time. When it is desired to use it, either in blending or smoking straight, it can be placed in the humidior for a few hours and is then ready for use.

Other tobaccos such as perique, however should be kept as air tight as possible. This is because perique depends upon its natural oils to give it its natural flavor and pungency. Should it be allowed to dry out, even slightly, these oils may change, become stale, and no remedy is any good.

With these oily tobaccos, I place them in small cans and seal them up with paraffin or any other substance that keeps them air tight.

But the others, which lose only moisture when being exposed to the air, can be allowed to dry out if necessary. The whole reason for this is to reduce the danger of spoilage from mold which can happen when a tobacco is left too long in an over-moist condition.

—LELAND SNYDER,
Albany, N. Y.

Carpet Keeps Rim Clean

I'm willing to have a good cake in the bowl, but when the carbon coating begins to creep up on top of the bowl, I don't like it. I like to have the rim of my pipe bowl as clean as the rest of it.

So, before putting away the pipe, I have smoked. I grasp it by the bottom of the bowl and briskly rub the rim back and forth across the living room rug,

or, I should say, I did until the wife found out what I was doing and put a stop to it.

The nap of the rug is fine for removing the tar and resin without scratching and leaves this section of the bowl clean and highly polished.

So, in order to keep peace in the family and yet retain a clean top on the bowls of my pipes, I have obtained a few pieces of old carpeting and use these to keep the rim in polished condition.

Rugs with a short nap are best for the purpose, since the longer threads are not as stiff and do not accomplish the task as quickly or as thoroughly. Rugs which are threadbare are liable to scratch the wood of the pipe and should not be used.

—JOHN F. GALL,
Norwood, Ohio.

New Idea Tightens Stems

I have read hundreds of ideas and suggestions for repairing a loose fitting stem, and I have tried most of them, but I have yet to discover one which is simpler, easier, or quicker to perform than one which I "invented" a few months ago. And it works perfectly.

Take the stem which fits loosely and fasten it securely in a vice or some other similar support which will hold it firmly. The tenon must be free.

Now secure a medium sized nail, a small spike does very well, and with a pair of pliers hold the nail over a gas flame until it is red hot.

Next, press the red hot point of the nail against the tenon and draw it along the tenon slowly, applying moderate pressure.

It will make a small trench along the side of the tenon, and at the same time will make a small ridge of melted rubber on each side of the trench. This should be repeated three or four times on the different sides of the tenon.

When the job is done, wait several minutes for the stem to cool thoroughly. Wipe off the condensation, if any, with a cloth, and then insert the stem in the shank of the pipe. It will fit perfectly.

If it is still loose, repeat the process making the grooves or trenches a little deeper. And if by chance the stem is now too tight, a bit of sandpaper can be applied to sand down the ridges until a perfect fit is obtained.

—JERRY IBERG,
Colorado Springs,
Colorado.

Breaking In the New Pipe

(EDITOR'S NOTE: Believing that breaking in a new pipe is of primary interest to all readers, PIPE LOVERS presents in this column each month the recommendations suggested by America's leading pipe and tobacco manufacturers. This month's suggestions come from Briarcraft, Inc., makers of the Sterling Hall, of New York, N. Y.).

THERE are few possessions that provide greater satisfaction to a man than a really good pipe. And, unlike so many other things, a pipe, if well made and properly cared for, will actually improve with use.

Before filling your new pipe we suggest moistening the inside of the bowl with water, applying it evenly with the tip of your finger. While the bowl is still moist, load it with tobacco to about three-quarters full. Care must be taken not to pack it too tightly, or it will not draw freely. Avoid too loose a pack also, or the pipe will smoke hot.

Your tobacco should be neither too dry nor too moist. A dry tobacco will overheat a pipe, and an over-moist tobacco will make it soggy.

In smoking, don't draw too hard, for that will overheat the pipe and bite your tongue. After a number of smokes a cake will form in the bowl. This cake develops from the bottom up, and as it does, the bowl may be filled more generously. A cake of about 1/16 of an inch is desirable. When it gets beyond this, remove it with a pipe reamer or a dull knife. If the cake becomes too thick it is liable to crack the bowl by expanding when heated.

Keep your pipe clean by running a pipe cleaner through the stem occasionally. A clean, dry pipe is the secret of a sweet smoke.

When not in use, a pipe should be placed in an upright position so that it will dry out properly. A rack is best for this purpose.

In removing tobacco from the bowl, don't knock it against a hard object—experienced smokers tap it against the palm of the hand to avoid breaking the stem. And if you wish to remove the stem from the shank in cleaning, hold the pipe firmly and detach the stem by gently twisting it.

If you follow these suggestions, we are sure you will obtain many years of genuine smoking pleasure from your new pipe.

PIPECRAFT

Helpful Hints And Ideas That Make

Pass 'Em Along

Pass along your ideas, short cuts, pet discoveries, and suggestions to fellow pipe enthusiasts. Contributors whose ideas are accepted and appear on this page are given a Ronson Lighter employing the "press, it's lit—release, it's out" action, together with a Ronson Servicer which consists of a full kit of lighter accessories, courtesy of the Ronson Lighter Manufacturer.

Send all contributions, with photos and diagrams when necessary, to the editor. All contributions become the property of Pipe Lovers Magazine and none can be returned or acknowledged unless return postage is included.

This is your page. The other fellow wants to know what you've discovered, that makes pipe smoking more enjoyable, the same as you like to read about his, so send yours in today.

Infra Red Bends Stems

There are several ways of applying heat to rubber bits in order to bend them, such as the direct application of heat, placing the bits in hot water, and so on. These are all satisfactory in that they do the job, yet each has its drawbacks.

Raw heat from a gas flame may burn or char the rubber, and hot water is a bit messy to a certain extent.

In searching for a better method which would be easier to use, I experimented with an infra red lamp. Noticing the intense amount of heat generated by this type of lamp, I decided to see if it could not be employed to accomplish the job at hand.

The bulb due to its construction, spreads the heat and scatters it over a wide area. It was apparent that if the heat was to be used in bending rubber pipe bits, it would have to be concentrated as much as possible.

As can be noticed in the accompanying photo, I accomplished this by plac-


ing an ordinary kitchen funnel directly below the lamp in such a way that practically all of the heat is directed through the funnel and out the spout where it falls on a small area.

This intense, dry heat does an excellent job of heating the rubber stem so that it can be bended easily. Three or four minutes is all it takes before the stem can be bent as desired.

After the warm stem is bent it is placed in cold water which cools it at once, and the job is finished.

An elaborate support can be made if many stems are to be bent, but for the average worker who bends only one or two occasionally, a piece of string and some scotch or adhesive tape will hold the funnel securely in place as shown. With the electric switch on the socket at the top, the worker has complete control all the time.

CLARENCE A. PICOU
San Francisco, California



PIPE LOVERS

A F T



Make Pipe Smoking More Enjoyable

MY FAVORITE BLEND

(Each month the editors of PIPE LOVERS award to the person sending in the best "Favorite Blend" a Rogers Air-Tite Tobacco Pouch, courtesy of Rogers Imports, Inc., of New York, N. Y. All contributions become the property of the magazine and none can be acknowledged or returned.)

For smokers who like a very plain smoke, one which is mild and can be smoked repeatedly, I submit the following:

- Aged burley 3 oz.
- White burley 1 oz.
- Virginia bright 3 oz.

Let the mixture "age" for about a week in the humidor for best results.

ROBERT PARKER,
Des Moines, Iowa.

Tobacco Storage

When storing tobacco for a long period of time I have found that it is best to store each tobacco under different storing conditions. Some are better one way while others require a different procedure.

Burley, for instance, can be permitted to dry out and then stored in almost any type of container in a dry place for long periods of time. When it is desired to use it, either in blending or smoking straight, it can be placed in the humidor for a few hours and is then ready for use.

Other tobaccos such as perique, however should be kept as air tight as possible. This is because perique depends upon its natural oils to give it its natural flavor and pungency. Should it be allowed to dry out, even slightly, these oils may change, become stale, and no remedy is any good.

With these oily tobaccos, I place them in small cans and seal them up with paraffin or any other substance that keeps them air tight.

But the others, which lose only moisture when being exposed to the air, can be allowed to dry out if necessary. The whole reason for this is to reduce the danger of spoilage from mold which can happen when a tobacco is left too long in an over-moist condition.

—LELAND SNYDER,
Albany, N. Y.

Carpet Keeps Rim Clean

I'm willing to have a good cake in the bowl, but when the carbon coating begins to creep up on top of the bowl, I don't like it. I like to have the rim of my pipe bowl as clean as the rest of it.

So, before putting away the pipe, I have smoked. I grasp it by the bottom of the bowl and briskly rub the rim back and forth across the living room rug,

or, I should say, I did until the wife found out what I was doing and put a stop to it.

The nap of the rug is fine for removing the tar and resin without scratching and leaves this section of the bowl clean and highly polished.

So, in order to keep peace in the family and yet retain a clean top on the bowls of my pipes, I have obtained a few pieces of old carpeting and use these to keep the rim in polished condition.

Rugs with a short nap are best for the purpose, since the longer threads are not as stiff and do not accomplish the task as quickly or as thoroughly. Rugs which are threadbare are liable to scratch the wood of the pipe and should not be used.

—JOHN F. GALL,
Norwood, Ohio.

New Idea Tightens Stems

I have read hundreds of ideas and suggestions for repairing a loose fitting stem, and I have tried most of them, but I have yet to discover one which is simpler, easier, or quicker to perform than one which I "invented" a few months ago. And it works perfectly.

Take the stem which fits loosely and fasten it securely in a vice or some other similar support which will hold it firmly. The tenon must be free.

Now secure a medium sized nail, a small spike does very well, and with a pair of pliers hold the nail over a gas flame until it is red hot.

Next, press the red hot point of the nail against the tenon and draw it along the tenon slowly, applying moderate pressure.

It will make a small trench along the side of the tenon, and at the same time will make a small ridge of melted rubber on each side of the trench. This should be repeated three or four times on the different sides of the tenon.

When the job is done, wait several minutes for the stem to cool thoroughly. Wipe off the condensation, if any, with a cloth, and then insert the stem in the shank of the pipe. It will fit perfectly.

If it is still loose, repeat the process making the grooves or trenches a little deeper. And if by chance the stem is now too tight, a bit of sandpaper can be applied to sand down the ridges until a perfect fit is obtained.

—JERRY IBERG,
Colorado Springs,
Colorado.

WHAT'S NEW?

New Portable Water Pipe Is Announced by Century

s Easily Hand Held

Smokers who enjoy the cool, dry smoke of the water pipe and who have long been looking for a portable model will be interested in the new Well-Kool which has just made its appearance.

It is a product of the Century Briar Pipe Company of Brooklyn, N. Y., which has announced several models of popularly priced water pipes within the past few months.

This portable model is small enough to be easily held in the hand while walking on the street. The bowl is full sized, and the small bottle, while large enough to contain a sufficient amount of water to cool the smoke is not bulky or difficult to carry.

It smokes exactly like any other water pipe and is the same in construction.

The bowl and shank support are made of briar, and the whole assembly may be easily taken apart for cleaning.

The curved stem makes the pipe easy to hold in the teeth, and it is very light weight, even when the bottle is half filled with water.

Alpha Briar is Organized

A new pipe manufacturing concern known as the Alpha Briar Company has begun operations in Brooklyn, according to a recent announcement by Al Ferrara, president of the new organization.

The firm intends to specialize in specially made custom-built pipes ranging in price up to \$10.

Veteran pipe makers are being employed at the new plant, many of whom have had some 20 years experience in the making of pipes.



Sir Arlington Gets Award

When women got the "new look", men got the "bold look". In the field of pipes the "bold look" has been conferred upon the new Sir Arlington pipe by Esquire Magazine's Fashion Council. It is the first and only pipe to receive this distinction.

The new Sir Arlington, first announced in these pages in July, is manufactured by the Arlington Briar Pipe Company of Brooklyn, N. Y.

The Esquire "B. L." seal will appear on each of these pipes sold in the future, company officials have revealed. The design is a new one, not having been made previously anywhere.

It is described as having perfect balance, will stand up when laid down, is

durable and masculine looking. It weighs $2\frac{3}{4}$ oz. and is hand made of aged and seasoned imported briar root.

Recently the Arrowhead Pipe Club of Flint, Michigan, selected the Sir Arlington as its official club pipe. In a letter to the manufacturer the members said, "We want to thank your organization for the fine work done on this pipe. It meets the club's high qualifications for a smooth smoking and distinguished looking pipe."

New "Setter" By National

Latest news from the National Briar Pipe factory in Jersey City, N. J., concerns the new "Setter", a pipe shape which is said to be an adaptation from the English clay pipes of the seventeenth century.

It gets its name from the small stud on the bottom which permits the pipe to stand upright at all times.

The Setter is available in two finishes and is made of imported briar. It is an ideal pipe for those who must set the pipe down between puffs occasionally, since it remains upright and cannot fall over on its side.

Novel Features Tobacco Background

Katherine Mack's new novel "The Tobacco Man" which has just been published by Bruce Humphries, Inc., of Boston, is an historical romance using a Kentucky background of a half century ago. Many aspects of the tobacco industry are woven into the story.

A new combination ball point pen and pipe lighter has just been announced by the Jugo Corporation of New York, N. Y.

The pen is retractable with interchangeable cartridges and is popularly priced. The lighter features an everlasting wick and is said to use a minimum of fuel.

Lorillard is First Company To Announce Use of Airtight Can

Tobacco Stays Fresh

First pipe tobacco manufacturer to announce use of a new can similar to that developed by the Can Manufacturers' Institute and announced in the August issue of PIPE LOVERS is the P. Lorillard Company for use with their Briggs mixture.

Hailed as the first major improvement in metal pocket pipe tobacco containers in 40 years, the new design eliminates the knife sharp edges of old style pipe tobacco containers. It is said to be the only one on the market in which cellophane is used for the tobacco cartridge.

Each cartridge is made of moisture-proof Sylvania cellophane, and in conjunction with the new tin, provides a combination that adds measurably to the moisture-retention and aroma of the tobacco.

Research and experimentation leading to the development of the container was conducted over five years during which a considerable expenditure was necessary.

The makers assert the final package is as nearly air-tight as it is possible to make an unsoldered can. By an ingenious method, the hinge is formed from the solid body of the tin, thus eliminating all openings that might allow ventilation harmful to the contents.

The "friction-top" lid, when snapped shut, provides perfect closure and combines the advantages of both hinged and friction top packages. The better seal achieved through the use of this lid effectively prolongs the proper moisture content of the tobacco.

Elimination of the sharp edges was made possible by a manufacturing process which turns the outer edges of the tin in and over, so that a smooth surface is presented to the pipe smoker.

Exhaustive laboratory tests have shown the package to be by far the most efficient of its type on the market for distribution of pipe tobacco or other



products where factory-fresh condition is required from loading point to final use.

On the production side, the cellophane cartridges are automatically filled, weighed, and inserted, all in one operation at the company's plant in Middletown, Ohio.

Two New Pipe Shapes For Sports Enthusiasts Announced

"Slugger" and "Touchdown"



INSIDE THE BOWL

by CHIC WILLIAMS

The production of one ounce packets of Wild Honey Smoking Tobacco has begun again after having been discontinued during the war. . . .

A new and sturdy pipe rack holding seven pipes and known as the Pipe-A-Day is now available from Decatur Industries of Decatur, Ind. . . .

High school students from Tampa, Florida, spent their vacations working in the tobacco fields in Connecticut's Tobacco Valley this summer. . . .

Arnold J. d'Ailly, Mayor of old Amsterdam in Holland, recently presented Mayor O'Dwyer of New Amsterdam (New York City) an 8 inch clay pipe in token of his appreciation for the latter's courtesies during his recent visit to this country's largest city. . . .

Leon Cutler, nationally known pipe collector, recently had an exhibit of his pipes in the window of the Rockerfeller Center Tobacco Shop in New York City.

There are between 40 and 50 major varieties of tobacco grown in the United States. Many of these are further divided into numerous sub-classes. . . .

Raw leaf tobacco, duty paid, is worth more in Britain today than silver. The duty is six times the pre-war rate. . . .

Ready for the coming World Series and the football season to follow are these two "sport" pipes by John Surrey Ltd. of New York, N. Y.*

The top is the new Slugger which was first revealed in these pages last month. It is made of imported briar and features the popular bowl over shank principle of construction.

Below is the newer "Touchdown" pipe which resembles a genuine football even to the lifelike pigskin finish.

Besides being made of imported briar, it features a swivel stem which swings around over the "football" bowl when not in use. In this position the pipe takes up very little space and can be placed in the vest pocket.

Of interest to collegians is the fact



"I wholly disapprove of what you say, but will defend to the death your right to say it."—VOLTAIRE.

This is the page set aside for the reader to discuss controversial questions pertaining to pipes and pipe smoking. Letters may be shortened, but the opinions expressed remain unchanged. For the most interesting letter received each month the editors will award a Darnley of London pipe, courtesy of the Imperial Mercantile Company of Cleveland, Ohio.

THIS MONTH'S QUESTION

"What words of advice would you give to the beginning smoker to assist him in obtaining the maximum of smoking pleasure?"

(The editors have selected Mr. Miller's letter as the most interesting of those received in answer to the October question and a Darnley of London briar pipe is already on its way to him.)

Clarence Miller West Allis, Wisconsin

First I would suggest the beginning pipe smoker locate a tobacco store where he can talk things over with the man behind the counter—one who is more interested in pleasing the beginner than in making a sale.

Next, buy a good pipe of imported briar and remove any metal filters inside (since these make the pipe smoke cooler and drier). Select a pipe with medium bowl and long shank, since this combination tends to reduce tongue bite.

A mild tobacco should be used until the beginner gets the "feel" of his pipe and tobacco. He can then switch to any brand that suits his taste.

The pipe shop dealer and pipe club members are both good sources of information on the subject.

George M. Brewster Topeka, Kansas

Buy a good grade pipe with thick bowl walls and bushy shank. Make sure the shank hole enters the bowl at the bottom and at the center.

The draft must be free if the smoke is to be cool. If the draft hole is not large enough, don't hesitate to make it larger with a number 16 drill.

Wet the inside of the bowl, then fill it half full, pressing the tobacco firmly but not so much that it cuts off the circulation of air.

Smoke the first six or eight pipe fulls clear to the bottom of the bowl to insure a complete and uniform cake.

It takes time to learn to smoke a pipe, so don't give up too easily.

James Towsley Waterville, Maine

I suggest the beginner begin on rough cut tobacco since it does not bite like fine cut, and is less likely to draw through the stem and clog the shank and stem. Try all of the various tobaccos, and then if you do not find one you

NEXT MONTH

NOVEMBER—"How much importance do you place on the balance of a pipe and why?"

(Answers must be received by October 4.)

DECEMBER—"What suggestions would you make to tobacco manufacturers to improve present day tobacco mixtures?"

(Answers must be received by November 3.)

Address all letters to "Pro and Con" in care of this magazine. Anonymous contributions will not be used. Send a picture of yourself if you wish. As many letters will be used as space will allow. Suggestions for future questions are also welcome.

that college letters and monograms can be engraved on the pipes at only a slight additional cost.

For the quality of workmanship built into the pipes, they are a real bargain and priced in the popular bracket. They have already been seen on many of the college campuses throughout the nation.

New Stem Fits All Pipes

A replacement stem for pipes which is said to fit every conceivable shape of pipe has been perfected by the Mastercraft Pipe Company of New York, N. Y.

Known as the Fitz-All, it needs only to be inserted in the shank and turned slightly thus securing it in place. The pipe is then ready for service.

Smokers who have seen the new invention describe it as one of the greatest to appear in a long time. Its greatest feature is that a broken stem is repaired within a matter of minutes.

It is made of the finest para rubber, is highly polished, and is fitted with an adjustable connector that readily adapts itself to the shank aperture regardless of the kind or type of pipe.

"Story of Tobacco Valley"

A new 24 page booklet has just been published by the Shade Tobacco Growers Agricultural Association of Hartford, Conn.

Entitled "The Story of Tobacco Valley", the booklet describes in word and picture the year long job of planting, growing, and harvesting the famous "shade grown" tobacco.

The book sketches the early history of tobacco and traces its growth and development for the past few centuries. It points out the changes in smoking customs and then covers most thoroughly the scope of raising the tobacco as carried out in this section of the country, the bulk of which borders the Connecticut River.

Those unfamiliar with the method of growing tobacco under shade will marvel at the picture showing countless acres of land all shaded by miles of cloth strung over the fields and suspended by wires. 5000 yards of cloth is required per acre.

thoroughly enjoy, do not hesitate to try blending your own.

Dr. George R. Hays
Richmond, Indiana

After more than 50 years of smoking a pipe, the best advice I can possibly give to the beginner, or to any other pipe smoker for that matter, is to *smoke* slowly.

Davenport Steward
Decatur, Georgia

Take it easy. Don't take long, deep drags in rapid succession. This overheats the pipe and can cause damage. Don't try to drop the coal a quarter of an inch at each draw.

Many experienced pipe smokers sometimes complain of tongue burn. Even the mildest of pipe mixtures will blister the tongue unless you smoke slowly and in short draws. Keep the cake reamed out.

Use a pipe cleaner once a day. Keep your pipe clean. Smoke the kind of a pipe you like, whether it be a corncob or a clay. Remember, too, that not every pipe is a good pipe. You can get a \$5 "lemon" just the same as you can occasionally run across a \$1 prize.

Don't expect enjoyment from a pipe when you're nervous and excited. A pipe was meant to be smoked at leisure, and it is then that it gives its best.

Griffith A. Davis
Cleveland, Ohio

Don't go in for the most outlandish looking pipe you can find. Even though you could start a Calabash fad, your jaw will get tired, and a heavy pipe can't give an enjoyable smoke.

Dick Christine
Torrington, Conn.

Regardless of what the radio tells you, Duz does not do everything. Never let your wife clean your pipe. If you would get the most out of pipe smoking, clean your pipes daily yourself. When a pipe is not in use, keep a pipe cleaner in the stem and shank, for it absorbs moisture the cleaning has failed to remove.

A really clean pipe is the best assurance of smoking pleasure.

I. E. Miner
Cornell, Ill.

When I began I thought a can of tobacco was sufficient to break in a pipe and that it could be done in a day. It caused a sore mouth and much disgust and also some very poor pipe deals (for me—financially).

So don't make the mistake I did. In-

stead, take plenty of time to break in your pipe. Three or four bowlsful a day is enough, and this can be gradually increased.

Select a small or medium bowl and smoke sweet burley. This time of year—fall—is the best time of year to start. Stick with it, and you will find new worlds of pleasure open to you.

Sid Dimond
West Concord, N. H.

Don't keep switching tobaccos in a pipe unless you want every pipeful a savorless mess. I suggest the smoker have as many pipes as he has blends, and keep them paired together.

Carlston Peay
Bowling Green, Kentucky

Have plenty of good pipes, and keep them clean and dry. Vary your tobacco, and you'll always find enjoyment in your pipe.

Frank Collins
Buffalo, N. Y.

Buy a good pipe, although it isn't advisable to pay too much until the beginner discovers if he likes pipe smoking.

I would advise any beginner not to stick to any one tobacco but to experiment with different mixtures, for until a pipe smoker finds a mixture that really suits his taste, he will not know the full enjoyment a pipe can give.

Emil W. MacKenn
Port Monmouth, N. J.

If you know nothing about pipes and pipe smoking, seek advice from a reputable pipe shop. Buy a good pipe, avoiding freak shapes and "orphans". Get a heavy bowl with a long shank. They smoke cooler.

Feel free to discuss your problems with your tobacconist. Have several pipes so that each can rest sufficiently between smokes. Seven is the minimum.

Learn all you can about pipes. This is best done by joining a pipe club and by reading a magazine such as PIPE LOVERS. You won't get any better treatment from your pipe than you give it, so treat it as your best friend.

Dave Morgan
Eugene, Oregon

I would say to the beginner, don't get discouraged. You have to learn to like a pipe and this takes time. Stick with it for at least three months. Then you'll know what real pipe smoking satisfaction can mean.

**"THE FINEST IN
IMPORTED FRENCH PIPES"**

AGED ALGERIAN BRIARS
CUSTOM FINISH

Hand Carved Pipes By
Foremost French
Artisans

Write NOW For Information.

ARTHUR MARTINEZ
509 Fifth Ave. New York 17, N. Y.



**YOU HAVEN'T ENJOYED A
PIPE UNTIL YOU SMOKE
BARCLAY SQUARE**
Aromatic Blend #77
WRITE FOR FREE SAMPLE
CLEVELAND TOBACCO CO.
2133 ONTARIO CLEVELAND 15, OHIO
Unconditionally Guaranteed
TO BE THE BEST PIPEFUL
YOU'VE EVER HAD OR WE'LL
REFUND YOUR MONEY

- POCKET SIZE 30 CENTS
- HALF POUND \$1.30
- POUND \$2.50

MAKE YOUR OWN PIPES
Top Quality Imported Italian Briar Blocks, 50¢
Pipes Repaired—Bits to fit, \$1.00
All makes pipes repaired by master craftsmen
Tobaccos blended to individual formulas
at popular prices
Mail postpaid to
OXFORD PIPE SHOP
142 E. 42nd Street New York, N. Y.



SMOKEABILITY
at its BEST!
The Engineer
"THE WORLD'S COOLEST, ORIENT
AND SWEETEST PIPE!"
GERHOLT INDUSTRIES
P. O. Box 147, Romeo, Mich.



**HEINE'S
BLEND**
LIGHT UP AND LET UP
WITH HEINE'S
Fragrant PIPE TOBACCO
SUTLIFF TOBACCO CO., 45 Fremont, S. F., Calif.
HEINE'S TOBACCO CO., Massillon, Ohio

Pipe Lovers

Is On Sale
at All Leading
Pipe Shops

STUDENTS IN at least two American colleges are now in the process of forming pipe clubs. One of these is already well on its way.

This one is known as "Ye Old Briars" and is composed of college students at Lawrence Institute of Technology in Detroit, Michigan.

A couple of months ago three students in the College of Engineering got together and decided to formulate the club. These charter members are John Moran, Robert Lund and Louis Sibal.

These three students, working towards their degree in Mechanical Engineering, have formed the club for the purpose of promoting good fellowship and furthering the enjoyment of pipe smoking.

Until such time as the actual details are worked out more fully, they are not accepting any new members. When they have a program mapped out they intend to build the club up by admitting others who are interested in sharing membership.

At the present time meetings are held once a month at the homes of the members "providing home work isn't too great and doesn't interfere."

"After we call the meeting to order," says President Moran, "we discuss how to make pipes, blending of tobaccos, pipe collecting ideas, and other items of interest to us.

"Lately we have become interested in pipe remodeling and three or four pipes have been remodeled by us. We mix blends at home and then offer them at the next meeting for the others to try and then comment upon."

By next year the club hopes to have made a good showing of itself and expects to have a sizeable membership of Lawrence students.

Students at the University of California at Berkeley, are interested in organizing a pipe club. Ralph W. Coole feels there is enough interest there to get the ball rolling. He has made an informal poll of a number of pipe smokers on the campus and enough of them have reported their interest to assure the success of the venture.

There is an extra large number of pipe smokers on the University of California campus, and this latest collegiate pipe group should grow rapidly. Those in the area wishing to join or assist Coole in getting interested pipe enthusiasts together can reach him at 2731 Bancroft Way in Berkeley.

Several other college groups are contemplated, and as they are announced the details will be reported on the club page.



Charter members of "Ye Old Briars" Pipe Club are, left to right, John F. Moran, Robert N. Lund, and Louis Sibal. They are Engineering students at Lawrence Inst.

College Pipe Club

Engineering Students at Lawrence Institute Announce Formation of New Group At This Detroit School

PIPE CLUBS

Are you a member of a pipe club? Would you like to join or help form one in your community?

If so, write in and tell us and we will promptly advise you as to the name and address of the nearest club in your community.

If there is no club in your town or locality, we will put you in touch with other pipe smokers interested in forming a local pipe club if you so desire.

Write to

PIPE LOVERS MAGAZINE

Long Beach 12, California.

New Clubs

DES MOINES, IOWA

A pipe club in Iowa's capital city is now in the process of formation, according to Fred McCrea who has written for the magazine's club bulletin on hints and ideas on organizing a pipe club.

He states that Herbert Celander, Rudolph Blasco and himself have already held some preliminary meetings and that unless a club is already formed in Des Moines, or unless that club is not full, they intend to proceed with their plans for organizing one.

They have offered to exchange ideas with other pipe lovers, not only on pipe

PIPE LOVERS

club formation and program, but on pipes and pipe smoking, for they feel one of the best ways to learn about pipes is through the exchange of ideas and information.

McCrea invites persons interested in such an exchange of ideas to contact him at 3604 E. 37th Street, Des Moines 17,

Iowa, and he would like to hear from any smokers in Des Moines or vicinity who are interested in joining the trio which has already started the nucleus of a club there.

TOPEKA, KANSAS

Members of the Topeka Pipe Club are

planning a special celebration in connection with the tenth anniversary of the founding of their club to be observed this fall.

Has your club seen the 100 lantern slides of old pipes available through this magazine? If not, write for booking now.

Pipe Club Directory

Pipe clubs already formed or now in the process of organization are listed below. Persons interested in joining these groups should contact the name given.

ALABAMA

BIRMINGHAM—
BEN WAAS
1724 Jefferson Ave.,
S.W.

ARIZONA

PHOENIX—
JACK MEYERSON
432 W. Washington

CALIFORNIA

BERKELEY—
RALPH W. COOLE
2731 Bancroft Way

BURBANK—
LOCKHEED PIPE CLUB
Jere Bowden
2200 So. Bronson
Los Angeles

GLENDALE—
ED COPELAND
117½ W. Wilson

HOLLYWOOD—
C. W. DAVIDSON
726 N. Gramerey Place

LAGUNA BEACH—
FRED S. WHITFORD
160 Ruby St.

LA JOLLA—
HARRY B. OKEY, JR.
388 Walnut

LONG BEACH—
ROBERT SHERBONDY
338 Walnut

LOS ANGELES—
CY PRUNER
3807 S. Hill St.

MONTROSE—
C. E. YAGERLEHNER
3432 Las Palmas Ave.

SAN FRANCISCO—
ROBERT H. PURCELL
830 Hyde St.

FRED PARDINI
730 Avalon Ave.

SANTA MONICA
ED KOLPIN
220 Santa Monica Blvd.

WHITTIER—
JACK CONGER
242 S. Bright

COLORADO

DENVER—
HENRY F. KOKENZIE
4211 Green Court

DELAWARE

WILMINGTON—
VINCENT PARKINSON
639 Robinson Lane,
Shipside

DIST. OF COLUMBIA

WASHINGTON—
HILTON J. PATTON
24½-14th St., S. E.

FLORIDA

ORLANDO—
JOHN C. CALDWELL
P. O. Box 2987

MIAMI—
JIM HARVEY, SR.
Box 1310, Route 1

GEORGIA

ATLANTA—
BEN EUBANKS
Fulton Co. Ct. House

ILLINOIS

BERWYN—
JOSEPH SEBEK
3732 Lombard Ave.

CHICAGO—
WILLIAM HORN
1348 N. Lawndale Ave.

DE KALB—
C. R. MILLER
231 E. Lincoln Hwy.

DES PLAINES—
R. J. VANASEK
338 Warrington Rd.

GALESBURG—
FRED M. RAINEY
963 E. Main St.

INDIANA

FT. WAYNE—
ALFRED L. SHIEL
712 So. Harrison St.

INDIANAPOLIS—
PAUL H. CHILDERS
223 N. Alabama St.

LAFAYETTE—
DON E. DEUTCH
Box 200, Cary Halls,
West Lafayette

IOWA

DAVENPORT—
FRANCIS O. WALSH
1113 E. 15th St.

DES MOINES—
FRED McCREA
3604 E. 37

KANSAS

TOPEKA—
KARL L. KNOLL
2835 Burlingame Rd.

WICHITA—
WHITNEY WOODBURN
1305 N. Vassar

MARYLAND

ANNAPOLIS—
WILLIAM J. ZIEGLER
47 Maryland Ave.

BALTIMORE—
C. BARCLAY YOUNG
3714 The Alameda,
"Ednor Gardens"

ESSEX—
FRANK O. HUNTER
1617 Rickenbacker Rd.

MASSACHUSETTS

BOSTON—
DON MacAFEE
655 Broadway,
Everett, Mass.

WORCESTER—
J. L. BYRNE
5 Pearl St.,
Milbury, Mass.

MICHIGAN

DETROIT—
JOHN F. MORAN
19481 Steel Avenue

CARL ROSSOW
18624 Brady Avenue

EAST LANSING—
JAMES APOSTLE
Quonset Hvt No. 16,
Michigan State College

FLINT—
ARROWHEAD PIPE
CLUB
Howard Wood, Sec.
517 Bush Street

THE CORN COB PIPE
CLUB
2406 Lewis Street

LANSING—
LEONARD DEASON
2014 Beal Ave.

SAGINAW—
KENNETH SHELLY
2009 Handley St.

SWARTZ CREEK
PAUL SPANIOLA
Paul's Tavern

MINNESOTA

ST. CLOUD—
AL TSCHUMPERLIN

MINNEAPOLIS—
BURTON G. STARR
709 N. Fremont St.

MISSOURI

KANSAS CITY—
BOND PERLETH
3722 Wabash

ROGER NAVRAN
621 W. 57 Terrace

NEW JERSEY

EAST ORANGE—
A. S. WEINER
10 Main St.

NEW YORK

AMSTERDAM—
M. M. ORANTE, JR.
80½ Forbes St.

FLUSHING—
S. N. LAKIN
65-35 170th St.

HEMPSTEAD—
DONALD E. SMITH
76 Prospect St.

NEW YORK—
W. P. COLTON, JR.
145 E. 74th St.

ST. ALBANS—
ANTHONY GREGORIO
113-40 196th St.

SCHNECTADY—
MOHAWK PIPE CLUB
C. A. Pierrev. Pres.
Box 27, Ballston Lake

UTICA—
JAMES F. PRONTEAU
1614 Clementian St.

OHIO

ASHLAND—
BOB WALLS
305½ Cleveland Ave.

CINCINNATI—
JOHN F. GALL
3758 Montgomery Rd.,
Norwood, Ohio

CLEVELAND—
LEO STOOR
15201 St. Clair Ave.

DAYTON—
WM. L. DAHLE
1946 N. Main St.

GREENVILLE—
E. R. HUFNAGLE
P. O. Box 35

STOW—
P. V. RISINGER

TOLEDO—
JOHN A. MURPHY
1581 Jermain Dr.

OREGON

PORTLAND—
WALTER H. POST
6114 S. E. 87 Ave.

PENNSYLVANIA

GREENCASLE—
ROSS S. PEARSON
33 E. Baltimore St.

LANCASTER—
GEORGE KING
523 N. Lime Street

PHILADELPHIA—
B. B. CHERRY
6107 N. 8th St.

PITTSBURGH—
MELVIN H. TELES
5423 Howe St.

SUNBURY—
C. L. SHUNGARA
225 Walnut Street

TENNESSEE

MEMPHIS—
JACK ANDERSON
62 Madison Ave.

TEXAS

COMMERCE—
RALPH McDONALD
1108 Main St.

LEGION—
FRED E. FAWCETT
Veterans' Hospital

LURBOCK—
W. M. GOLDMAN
1302 Ave. N

VIRGINIA

NORFOLK—
L. H. LEEGE
Box 1921

WASHINGTON

SEATTLE—
CARL W. BROOME
943 12th Ave. North

WEST VIRGINIA

CLARKSBURG—
M. E. ASHCRAFT
108 Jasper St.

FAYETTEVILLE—
MR. BEN D. KELLER

WISCONSIN

BEAVER DAM—
H. B. FANSHAW
216 W. 3rd St.

MILWAUKEE
J. H. UHLE
232 W. Michigan St.

CANADA

MONTREAL—
Z. FOXEN
4186 Clarke St.

TORONTO—
LEWELLYN LEWIS
233 Bay Street

NATIONAL ASSOCIATIONS

(Enclose stamped self-addressed envelope when writing)

THE G. I. PIPE SMOKERS CLUB—Joe Coniglio, 86 Ave. "S", Brooklyn, N. Y.

THE NATIONAL ORDER OF PIPE SMOKERS—Albert I. Almand, 333 Holderness St., S. W., Atlanta, Ga.

THE PIPE SMOKERS' CLUB OF AMERICA—H. Everett Pope, 625 S. Detroit, Tulsa, Okla.

THE SOCIETY OF PIPE SMOKERS—Ben D. Keller, Fayetteville, West Va.

STUDENT COLLECTOR

(Begins on page 300)

the Scotsman at the left on the lower row. It was probably made to sell to tourists, and my uncle, who is a writer and foreign correspondent, picked it up while on one of his travels and sent it to me.

I don't generally smoke my more interesting pieces, but that bear smoking a pipe in the center is an exception. It is a good drawing pipe and holds a generous amount of tobacco, so I light it up now and then. It is probably 25 years old and is made of briar. It nearly always attracts attention and is amusing as well as interesting.

AND SPEAKING of good smoking pipes, I think the ordinary everyday billiard is as good as any. For a change, give me a bull dog for second place.

As for a tobacco, a mild aromatic is my pleasure. I do some blending, although the current blends on the market are thoroughly satisfying.

Although I room at the Sigma Alpha Mu fraternity on the campus here at

USC, my pipes remain in my room at home, and I get home most week-ends.

My pipes are all contained in a specially made solid maple cabinet with fluorescent lighting, the collector's items being inside or on the wall nearby, while the pipes I use for everyday smoking are on the racks underneath. (picture on page 300). Many of my more unusual items were pictured on the cover and on the Collector's Page of the August issue.

My collection is expanding all the time and before long we will have to add another room onto the house—either that or buy a house with a special pipe room built in.

As the number of pipes increases, I have of necessity become more and more selective. My aim is to eventually obtain a pipe from every country which is emblematic of that country. This, I know, can't be done over night, and I'm glad it can't, for half the fun of acquiring old pipes is the constant searching and hunting that is necessary to track them down.

THE THREE ROBERTSONS

(Begins on page 302)

And now this Idaho trio is announcing an entirely new feature. Instead of making the design for the pipe to be carved, they are inviting the person buying the pipe to submit his own design.

This is what they call Photo Sculpturing. The pipe smoker submits a photo of a person, pet, or object, and the Robertsons do the rest. In a few days the photo comes to life—in the form of a briar or meerschaum pipe, all ready to fill up and light.

The boys have found this is a rather large order, for it is not always easy to create a three dimensional object from a two dimensional drawing or photo and have it look like the real article.

IN PRACTICALLY all of the work Jack does the experimenting with new shapes to see if they are scientifically sound—that is, if the bowl thickness and height are correct and will assure even burning and not give undue heat.

Thayne does much of the hand carving. After the design is selected he studies it to see just how it will work out in the briar he will use.

After the hole is bored and the stem fitted, he roughs out the design, follow-

ing with finer carving of the details. Thayne starts in at one point with this fine carving and finishes each spot before continuing on around the bowl. This is not the recommended procedure, he says, but it is just the style he has acquired, and he has stuck to it.

Taylor is the dean of pipe finishers. He studies each piece and then gives it the finish which will best bring out its beauty and grain. He employs more than 25 different methods, none of which include any oil staining, varnish, or other cover-ups. Each piece, he says, responds differently due to the age of the briar, the coarseness of grain, the length of time the briar was dried and cured, and numerous factors which enter in.

TO DATE the House of Robertson has contributed over 1000 different new pipe shapes and styles from which the modern pipe smoker may make his selection. The boys claim they have almost as many more which will be announced early next year.

These, they say, are but a few of the many things they plan for the pipe smoker in the months ahead. They are planning not for five years nor for ten

years but for generations.

One of their newest is now past the rumor stage. It is a correspondence school in photo sculpturing which is almost ready. Another is the making of old wooden Indians similar to those which used to stand guard in front of pipe and tobacco shops scarcely a generation ago.

These three Robertsons seem to have injected a new sparkle into the field of pipes with so many innovations and novel ideas. They boast of many things to come, and since they have made good on all of their promises in the past, one can only expect that they will do the same in the future.

STATEMENT OF THE OWNERSHIP, MANAGEMENT, CIRCULATION, ETC., REQUIRED BY THE ACT OF CONGRESS OF AUGUST 24, 1912, AS AMENDED BY THE ACTS OF MARCH 3, 1933, AND JULY 2, 1946.

OF PIPE LOVERS Magazine published monthly at Long Beach, California, for October 1948. State of California County of Los Angeles, ss.

Before me, a notary public in and for the State and county aforesaid, personally appeared George W. Cushman, who, having been duly sworn according to law, deposes and says that he is the owner of PIPE LOVERS Magazine, and that the following is, to the best of his knowledge and belief, a true statement of the ownership, management (and if a daily, weekly, semiweekly or triweekly newspaper, the circulation', etc., of the aforesaid publication for the date shown in the above caption, required by the act of August 24, 1912, as amended by the acts of March 3, 1933, and July 2, 1946, (section 537, Postal Laws and Regulations), printed on the reverse of this form, to wit:

1. That the names and addresses of the publisher, editor, managing editor, and business manager are:

Publisher, George W. Cushman, 532 Pine Avenue, Long Beach, California.

2. That the owner is: (if owned by a corporation, its name and address must be stated and also immediately thereunder the names and addresses of stockholders owning or holding one percent or more of total amount of stock. If not owned by a corporation, the names and addresses of the individual owners must be given. If owned by a firm, company, or other unincorporated concern, its name and address, as well as those of each individual member, must be given.) George W. Cushman, 532 Pine Avenue, Long Beach, California.

3. That the known bondholders, mortgages, and other security holders owning or holding 1 percent or more of total amount of bonds, mortgages, or other securities are: (If there are none, so state.) None.

4. That the two paragraphs next above, giving the names of the owners, stockholders, and security holders, if any, contain not only the list of stockholders and security holders as they appear upon the books of the company but also, in cases where the stockholder or security holder appears upon the books of the company as trustee or in any other fiduciary relation, the name of the person or corporation for whom such trustee is acting, is given; also that the said two paragraphs contain statements embracing affiant's full knowledge and belief as to the circumstances and conditions under which stockholders and security holders who do not appear upon the books of the company as trustees, hold stock and securities in a capacity other than that of bona fide owner; and this affiant has no reason to believe that any other person, association, or corporation has any interest direct or indirect in the said stock, bonds, or other securities than as so stated by him.

5. That the average number of copies of each issue of this publication sold or distributed, through the mails or otherwise, to paid subscribers during the twelve months preceding the date above is (This information is required from daily, weekly, semiweekly, and triweekly newspapers only.)

George W. Cushman, Owner.

Sworn to and subscribed before me this 23rd day of September, 1948.

William F. Fitzherbert.

(My commission expires Dec. 7, 1951).

PIPES ON THE CAMPUS

(Begins on page 296)

things bother me, a pipe calms me down and in that way aids me in making decisions."

Answering the obvious question, Gould has this to say: "If the boy is going to smoke at all, I'd most certainly recommend his smoking a pipe. And he'll get a long-lasting, satisfying smoke from a pipe. Also there's that relaxation found only in pipe smoking. Furthermore, it's inexpensive and a boon to clear thinking.

"My favorite time to smoke is following a meal. If I don't have my pipe, the dinner, however well-prepared, seems no good. It is the proper finishing touch, and it helps digestion."

Gould doesn't mind a boy smoking, but he does think it should be done in the home and not in the streets. As to when is the proper time, he states that it is entirely up to the parents, that no two individual cases are alike.

"Would you mind your son smoking

as long as he doesn't do so in public." "We-e-e-ll," Gould took time on this one. "No, I don't think so."

"But you don't sound too certain. Wouldn't your advice to others apply likewise to your own son?"

"Well, yes, I suppose so. But you see, my son is only 8 years old."

Gould is more than mildly typical of college educators who, like their students, find the history of pipes intriguing. Many a pipe smoker "discovered" pipe smoking in college, and, liking it, it remains to give him enjoyment from then on.

PREFERRED STYLES

(Begins on page 298)

whereas others were less "flashy."

Their pipe preferences, he felt, were about the same, with some preferring the "showiest" pipe they could obtain, whereas others preferred more conventional models.

"At the University of Pennsylvania,"

PIPODDITIES

Source of any item depicted sent on request.

By George R. Flamm



Hill's Spiral Pipe Screens

Improve your smoke or money refunded.

Adjustable, - Removable No Wet Heels, No Clogged Stems Sample 25¢—7 for \$1.00

Prepaid Anywhere Lasts for Years

FOR A BETTER SMOKE USE A SPIRAL
The World's Most Practical Pipe Screen
1551 Ocean Ave., - San Francisco 12, Calif.
Dealer's Price on Request



Bound Volumes Containing All 1947 Issues



This is the sure way to preserve every issue for safe keeping and future reference. Bound volumes for 1947 containing all 12 issues are still available. The binding is the same attractive maroon leatherette as was used for 1946 issues, so that the two volumes will match perfectly.

The price remains the same, \$6 post-paid. Bound volumes make an ideal gift for any occasion.

ORDER YOURS TODAY

Send for yours now. We are finding a greater demand than last year due to the increased number of readers. Send check or money order TODAY. Specify which you want Volume I (1946) or Volume II (1947) Both volumes include full and complete index

PIPE LOVERS MAGAZINE

Long Beach 12, Calif.

Who will be PIPE SMOKER OF THE YEAR for 1948?

Each year Pipe Lovers Magazine picks the man who has done the most towards spreading the joys of pipe smoking during the past 12 months. Who in your opinion is most worthy of this recognition? Write and tell the editor who you believe is the Pipe Smoker of the Year.

All letters must be received by October 15.

said, "I am sure you will find small, eight pipes in the lead."

I have seen but one young man of adolescent age smoking an Oom Paul. This was on the street in Walla Walla, Washington. The pipe was being smoked by an extra large fellow—must have been all of six foot three—who was standing outside a restaurant. I asked him how he liked his Oom Paul and he just glared at me as if I were crazy.

I repeated my question and motioned towards the smoke curling from his lips. "Oh," he said, "you mean my pipe. What did you call it?"

I again said Oom Paul whereupon he asked me why I called it such a name as that. I replied that Oom Paul was the name of that particular shape.

"Oh," he said, "I didn't know what you meant." From this I knew he must not be very well versed in pipes so I asked him why he chose that particular model and he explained, "Well, I didn't actually choose it. It used to belong to my dad and he gave it to me several weeks ago. That's the only reason why I smoke it."

From the above it may be seen that there doesn't seem to be any set style or shape of pipe by most pipe smokers of college age. Light weight, inexpensive pipes lead, but they are found in all shapes, if the country is included as a whole.

BLEND S and BLENDING

(Begins on page 295.)

If you are smoking has been properly prepared, the tobacco being in the right condition and the blend being a balanced one.

What you can do in a situation such as this is add a little Maryland to slow the burning and toss in some more tatakia. This we found always helps, and so we pass the information on to you.

And if by chance the blend you are smoking and enjoying suddenly becomes tasteless and you are looking for a change, switch to another mixture once. When you come back to your old favorite again a little later, you will welcome it once more. Taste is something that gets jaded. You've got to switch around. Variety is the spice of life, and no matter how good any blend is, it will lose a certain amount of appeal through constant use.

Next month we have a very good (and funny) story to tell about a blender we know, and after all is said and done, we think the story carries a pretty good moral for home blenders. See you then.

THE REPAIR BENCH

conducted by
W. H. PACKER



(Readers who have questions or problems concerning pipe repairing may write direct to Mr. Packer, who conducts this column each month. He may be reached at 112 E. 12th Ave., Homestead, Penna. There is no charge for this service, but you must enclose a self-addressed stamped envelope for your reply.)

IF A LARGE enough stock of molded rubber pipe stems could be kept on hand, it would be a simple matter when a stem replacement job comes to the bench, to select one that fits exactly, put it in the pipe and call the job finished in a matter of minutes. But the cost and space for such a stock would be prohibitive even if it were possible to obtain stems for all kinds of pipes. So the pipe repairman finds it much more practical to carve each one as it is needed.

There are several advantages to carving stems individually. There is no investment in odd stems that may not be used for many years, and usually it takes but little more time to carve a stem completely than it takes to fit a molded stem. Most important, when you start with a block or rod of hard rubber, it is no more trouble to make a stem of some unusual specifications than to make one of a very ordinary size or shape. And after all, there is no reason why the stem should not fit the man as well as the shank of the pipe.

HARD RUBBER may be said to be the standard material for pipe stems. It is supplied on special order by any rubber goods broker and may be had in a wide variety of sizes and shapes. Delivery of these orders is sometimes slow so it is necessary to keep several month's supply on hand.

A good stock for the stem maker is an assortment of round rods varying from $\frac{3}{8}$ inch to 1 inch in outside diameter and all with a $\frac{3}{32}$ inch hole through the center. Because rubber is purchased by the pound and a 1 inch rod costs four times as much as a $\frac{1}{2}$ inch rod, assorted sizes are needed to avoid waste. The rods normally come in 30 inch lengths from which you can make short stubby

stems or churchwardens without any loss of material.

A saddle type stem for an Oom Paul pipe involves about all the operations that there are in stem making. These stems are shaped as straight stems and curved just before polishing.

Select a rod the next size larger than the shank of the pipe. Take a rough measurement around the outside of the curve, add about five-eighths of an inch for the tenon and saw off the length of rod.

Place the rod in the lathe and turn the tenon down to size. The lathe tool should be rounded so that a fillet is left in the shoulder of the tenon. The inside of the shank is measured with a small hole gauge and the gauge calipered to get the approximate size of the tenon. This is a rough measurement.

The only right way to fit it is by trial and error. This takes time for the piece must be removed from the lathe for each trial, but since micrometer measurements are impractical on wood and rubber there is no other way to get a good fit.

ON PIPES which have a metal connector-filter between the stem and the shank the procedure is a little different. The best way to remove the metal part from the old stem is to lay it on a vise and crack the stem open with a hammer. If the metal part is threaded, simply drill and tap the new stem to fit and screw in the connector.

If the metal part is knurled and the old stem molded around it the job is a bit more complicated. Drill a hole in the rubber $\frac{1}{32}$ inch smaller than the outside diameter of the knurled part. Heat the rubber in boiling water and force the metal piece in the hole. As the rubber cools it will mold itself into the knurled pattern and hold.

After the rod has been fitted to the

shank of the pipe, rough shape it on a power grindstone and take it to the bench for hand work. From habit, I suppose, I usually start at the lip end. This is shaped with a bastard cut 10 inch file with teeth on the edges.

The shoulder, or saddle part, is formed with a 1/2 inch abrasive drum in a rotary power tool. The length of stem in between is shaped rapidly with a "soft metal" file with large curved teeth. It is impossible to give specific directions for handling tools in this type of work. Just keep in mind the image of the finished stem, or better still, have a picture or the old stem before you and keep working till you have what you want. Scrape off the file marks with a sharp knife and smooth it with 00 emery cloth.

If a slot in the lip is wanted, this is cut with a 3/8 inch diameter saw in the rotary power tool.

Put the stem in boiling water until the thin part becomes pliable. Pull it out of the water with a pair of pliers, bend it to the desired curve and hold it till it cools. It will then retain the curve. If the hot water is shaken out of the hole, this bending can be done with bare hands without discomfort.

Polish the stem with a cloth buffing wheel and tripoli buffing compound. Wipe off the compound with clean chamois. A light coat of hard wax and a brisk hand rubbing will produce a jet black sparkling finish.

EVALUATING A PIPE

(Begins on page 304)

just on the brink of museum classification is the large bowled presentation pipe of German origin. In addition to having the names of all members of the regiment written on the back side of the bowl, the name of the recipient and dates are also recorded, thus establishing positively the age of these fine pipes. Their value is from \$30.00 to \$50.00

Some of these regimental pipes are as tall as a man with beautifully turned and decorated stems. These usually consist of lengths of cherry wood fitted into horn ferrules so they may be taken apart for convenient storage.

Names, dates, and numbers are sometimes skillfully carved in relief or even inlaid. Needless to say, these items are not seen too frequently, but they do turn up occasionally.

Although you will probably have to pay a good price for one, it is the opinion of this collector that acquiring one such item at the expense of omitting several others of lesser value is a wise plan.

NEXT MONTH

You'll be reading these articles in the November issue:

WHAT IS DEER TONGUE? Some mixtures contain only tobacco, whereas other blends employ a small amount of an aromatic herb known as Deer Tongue. This article tells you all about it from where and how it is grown to the amount best suited for tobacco mixtures.

TOBACCO UNDER CLOTH is a picture story which takes you to the great shade tobacco valley area of Connecticut. You will marvel at the acres of white cloth which cover the growing tobacco plants.

GOVERNOR'S TRADEMARK is an interesting sidelight on the coming election. Robert Bradford, the pipe smoking governor of Massachusetts is famous for his ever present pipe. It plays an important part in his campaigning.

HOLLAND'S GOEDEWAAGEN SOCIETY is the 22nd in the current historical series which spotlights the growth and development of leading pipe and tobacco manufacturers.

PIPES FOR COMPANIONSHIP is an article about a man who spends many months of the year all by himself in the mountain wilderness where pipes can and do mean a lot. He designs them, makes them, and has a number of worthwhile ideas on the subject.

PLUS

Ed Copeland's third discussion on how to evaluate a pipe, a glance at the activities of the Boston University Pipe Club, and of course What's New, Pro and Con, Blends and Blending, Questions and Answers, and all the other regular features found in every issue.

(Above schedule subject to change.)

SUBSCRIBE TODAY

BE SURE OF RECEIVING EVERY COPY AS SOON AS IT COMES OFF THE PRESS

Rush This Coupon NOW With Your Remittance

Pipe Lovers Magazine Date.....
Long Beach 12, Calif.

Enclosed Please find.....for.....year's subscription

to begin with the.....issue. Send to

Name
1 Year - 2.50

Address
2 Years - \$4.50

City.....Zone..... State.....

() New () Renewal

1048

CLASSIFIED ADVERTISING

Classified advertisements are an inexpensive way of reaching pipe smokers everywhere. The cost is low—10c per word or 70c per line. Minimum, \$2.00. Cash must accompany order. Closing date, first of the month preceding month of issue.

For Sale

- **FIRST** quality pipes—straight grains—virgins. \$5.00 each postpaid. Send check or money order. PAVEAU, 9 East 48th Street, New York 17, N. Y.
- **ENJOY** clean sweet pipes. Wizard Pipe Sweetener is easy to use and guaranteed to clean and sweeten strong, sour pipes. One ounce bottle and 12 fluffy absorbent cleaners, 25c postpaid. Money-back guarantee. GENERAL PRODUCTS, Box 993, Owensboro, Kentucky.
- Blend your own pipe mixtures and enjoy the best. Write for free booklet "Tobacco Blending Made Easy", stating your preference of aromatic or non-aromatic tobaccos. GREEN RIVER TOBACCO COMPANY, Box 990, Owensboro, Kentucky.
- **PIPES** made to order. You draw the design, I make the pipe. \$5.00 to \$7.50. Jumbo sizes slightly higher. Send your design today and ask for quotation. Stems repaired. J. H. BRADSHAW, 1124 Linden, Long Beach 2, California.
- **POWHATAN** Indian Pipe. Send a dollar bill for a genuine "Powhatan" hand made Indian clay smoking pipe, replica of famous original Virginia antique. Long reed stem combined with porous clay bowl saturated with honey before kilning gives delightful smoking enjoyment. Postage prepaid. PAMPLIN PIPE CO., Box 100, Richmond, Virginia.

- **AVOID "PO"** (pipe odor). Enjoy cool, dry, sweet smoking all the time, Our Pipe Refreshing Kit cleanses and sweetens bit, shank and bowl. No rank taste to smoke away. Pipe ready for smoking in one hour. For \$1.00 you get a four-ounce bottle of tasteless cleaner, big bunch of oversize fuzzy-wuzzy pipe cleaners, corks for shank, generous supply of tissues and a bottle of our Special Pipe Polish—a complete Kit for \$1.00 postpaid. Money refunded if not satisfied. PIPE SMOKERS SUPPLY CO., Box 917, Rochester, N. Y.
- **BARGAIN.** Unpolished seconds \$5.00 pipes, 2 for \$1.00. Large assortment imported briar blocks, vulcanite bits (including churchwarden). Literature free. CARVAPIPE, 2829-X Dixie Highway, Hamilton, Ohio.
- **HEADQUARTERS** for Pipe Makers. Vulcanite bits 20c and up. 12 sizes to choose from. Churchwarden, 40c. Aluminum screw bit connectors 15c. Briar blocks in three sizes. Stummels. Factory rejects of \$5 pipes, 2 for \$1. Pipe Making kits 75c. Write for free literature. CARVAPIPE, 2829 V Dixie, Hamilton, Ohio.

Wanted

- Sales agents wanted. Nationally advertised Engineer pipe. See advertisement page 311. Write today for proposition. GERHOLT INDUSTRIES, Romeo, Michigan.

- **WANT** to buy meerschaum blocks in any quantity. Send prices and description. C. E. MILLER, Box 21, Wilmington, California.
- **DUNHILL** Pipe Book and Pritchett's "Smokiana". CY PRUNER, 3807 S. Hill St., Los Angeles, California.
- **WANTED** Copies of February and March, 1946, and March, 1947, issues. Will pay full price (25c) for each copy in good condition. PIPE LOVERS MAGAZINE, 532 Pine Ave., Long Beach 12, California.

Pipe Making

- **STERLING** silver bands 8 to 21 m/m. 7/16 wide, 40c each, 6 for \$2, 12 for \$3.65. Nickel Silver, 35c each, 6 for \$1.75, 12 for \$2.80. All sent postpaid. WALTER DeLONG, 609 Russell Ave., Indianapolis 4, Indiana.

Miscellaneous

- **EARN EXTRA MONEY** selling subscriptions to Pipe Lovers to your friends. Liberal commission. You can also work up a profitable income by obtaining orders for monthly shipments to pipe shops and newsstands. Easy, spare time work. Every pipe smoker is a customer. Write today for full details and commission allowances. PIPE LOVERS MAGAZINE, 532 Pine Ave., Long Beach 12, California.

A DEALER TELLS

(Begins on page 299)

—neck stretched forward—head turned to the right—and head turned to left."

Meantime Williamson stands patiently and offers advice. One of the salesmen says with a smile that college students are "fussier about buying pipes than women are about hats."

SOME COLLEGE students are traditional customers. Many come in with pipes in need of repair and upon examination, the repairmen notice that these same pipes were bought at Ehrlich's 35 or 40 years before and were handed down from father to son.

Sometimes customers reveal little human whims which can be humorous or touching.

One time in 1926, the year that the immortal screen idol, Rudolph Valentino, passed away, a sad-eyed elderly woman dressed in black wandered into the shop. She spoke shyly, and a tear

welled in her eye as she requested a meerschaum pipe with Valentino's portrait carved on the bowl.

A large number of women purchase pipes as gifts for husbands or sweethearts, and many women smoke pipes themselves. The late New England poet, Amy Lowell, was an inveterate pipe smoker. Williamson says that she was careful to buy only the lightest pipes and was especially particular about her stems, insisting on the smallest possible.

Many customers come into the shop simply to look at the array of hand-carved meerschaum pipes which are displayed in the rear of the store. This is probably the best collection of meerschaums in the world.

They were carved by the late Gustave Fischer who was associated with Ehrlich's for 50 years. Fischer was a master craftsman and one of the last of the great pipe carvers.

He died at 89 and carved for over 75 years. The 300-piece collection is insured for \$25,000 and is not for sale.

In addition to this is displayed a collection of carved amber, a museum piece in itself. Another item is the 75 year old cigar store Indian in the window. These wooden Indians are now very scarce.

Williamson says that one of the oddest experiences he has had concerns a pipe-hungry young man who one day strolled into the shop and plunked down a dentist-made plaster cast of his teeth.

Then, in a crisp, business-like tone, he said, "This is a plaster cast of my teeth. Can you have a pipe made to fit the special grooves of my bicuspid?"

Williamson, not in the habit of replying "no" to pipe smokers, stated that he would try. He told the young fellow to come back in a week.

Seven days later he came back and asked for his new pipe and his plaster teeth, and went home a satisfied customer.