

PIPE LOVERS

THE MAGAZINE FOR MEN



WHO ENJOY A PIPE

25c

September, 1947



IN THIS ISSUE

**What is Smoke Blending?
Making a Bulldog Pipe**

EMPEROR

THE PIPE
THAT KNOWS
NO PEER

Emperor

EMPEROR
IMPORTED BRIAR

Look for this
Hallmark of Quality



FOR symmetry, for rugged strength, for rare beauty of costly imported briar—here is true perfection.

Every Emperor is a masterpiece created in the custom tradition. It is fashioned of the world's choicest briar—hand-fitted with mouthpiece of traditional design—equipped with removable aluminum cleaner to suit your smoking mood.

Truly, your Emperor is a pipe you can discuss confidently with any pipe-lover.

The shape illustrated above can be had at
\$3.50 \$5.00 \$7.50

EMPEROR PIPES

Empire Briar Pipe Co., Inc.
608 Fifth Avenue, New York 20, N. Y.



Questions and ANSWERS

By **KEN BROWN**

If you have any question concerning pipes, tobaccos, or related subjects, Mr. Brown will be glad to answer them for you. Write to him in care of this magazine. Be sure to enclose a self addressed stamped envelop for your reply.

Q. In collecting pipes, what chief factor carries the most weight in determining the price of the pipe. I ask this both from the standpoint of the seller of a pipe as well as the buyer of a pipe.—**R. J., Moneta, California.**

A. When you are dealing in collector's items you are dealing in antique art subjects, and they should be looked upon as such. Collector's pipes are seldom, if ever, bought to be smoked.

An antique art subject is priced according to its age, its condition, its maker or manufacturer, the quality of workmanship, the scarcity of the particular item at the moment, and the demand for the particular item.

It is plain to be seen that for anyone to know all of these points about any certain pipe is to know quite a bit, and explains why there are few recognized pipe appraisers today.

But to give you a direct answer to your question, I would say that price is governed primarily by how badly the buyer wants the pipe and how much he is willing to pay for it. The owner of a pipe may set any price he wishes on it, but obviously it is the buyer's desire that determines the final sale, and his price depends upon how badly he wants the pipe for his collection.

Q. Occasionally the wood filler in a cheap pipe will come out, and I would like to know what is the best substance to use in repairing this condition.—**D. L. M., Springfield, Ill.**

A. Any of the plastic wood preparations which are heat resistant are satisfactory to use in refilling these imperfections in pipe bowls. Any good hardware dealer can advise you as to which type he has is best for the purpose. Some will not stand up under heat, so make sure the type you use is suited to this condition.

It is best to prolong the drying of the

material used as much as possible. A damp cloth placed around the bowl covering the newly filled holes should remain in position overnight in order to cause a slower and more even drying of the spot repaired. And it is also advisable not to smoke the pipe for at least a week, lest the heat loosen the material before it has become thoroughly dry.

Q. I have been told that a quick way to break in a pipe is to light it up and then hold the bowl out the window of a moving automobile. This is said to smoke the pipe quickly and evenly clear to the bottom of the bowl and relieves the smoker from the undesirable taste usually found in smoking a new pipe the first time. Do you recommend such a procedure?—**H. O., College Station, Texas.**

A. No, I do not recommend it. The reason I do not is that the wind may be much stronger than you anticipate, and the great amount of heat which may be generated in this manner may burn the inside of the bowl to such an extent that the pipe is ruined beyond any remedy. The idea is satisfactory if you can employ some means of controlling the wind so that it burns the tobacco in the bowl very slowly, and then has intervals of rest, the same as when the smoker rests between puffs, but when a pipe is held outside a car window, there is no control exercised, and the chance of quickly ruining it is too great to safely recommend any such procedure.

Q. What is meant by "bird's eye" in tobacco?—**J. P., Manhattan, Kansas.**

A. This refers to the sections of stems which are visible in a section of sliced plug tobacco. As the leaves are placed one on top of another and then compressed, the stems are cut at a right angle when a slice is made. They show up clearly in the section and being round they resemble bird's eye, hence the name.

One Wife \$5.40

A MARRIAGE license in most places costs about \$2, but it wasn't always as easy to raise that amount, especially if one traces history back to Colonial days when \$2 bought a lot more than it does now.

But marriage licenses were an exception. Perhaps that was a good idea, for it made a fellow think twice or even three times before he went up to the window for a permit to sign his life away to a pretty maiden. Prices on everything else have risen, but measured in terms of tobacco, a marriage was a costly affair.

In Virginia in the early days of the 17th Century money was scarce—a condition which gave rise to much bartering, and many of the colonists had not only the necessities of life but some of the luxuries as well, yet they had seen very little money.

Jon Mather was one of these. Now in his late teens he was eager to become well to do. Ever since he was old enough to hold a hoe he had worked in his father's tobacco plantation, keeping down weeds, killing insects.

His father, eager to teach the boy the rudiments of tobacco farming, had given him a patch of ground and told him he might have it for his own, to raise the tobacco all by himself, market it, and keep the proceeds.

Jon, with his pride at an all time high, took over the care of the field as though his life depended upon its success—and in a way it did.

ALTHOUGH HE had spent years in caring for his father's crop without any thought of how the harvest would come out, his responsibility was suddenly more important to him. His worries seemed to approximate those of a general at war instead of a youthful farm boy raising his first crop of tobacco.

As harvest time approached he gave more thought and care to the field of growing plants, and now began to

wonder what he might do with the proceeds he would receive in exchange for his first year's efforts.

At a Saturday night party some months ago he had met Amy, the daughter of a large plantation owner many miles to the north of his father's own farm. He had liked Amy, but he hadn't seen her as often as he wanted to, so he made a special effort to drive his father's team up that way and visit her.

Upon his return he found it difficult to get Amy off of his mind. A right nice girl, he thought. Perhaps some day he could afford to marry her.

As he watched his crop mature he tried to figure how he might make Amy his, even though he had little with which to support her. Perhaps his plot of land could become personally his own, and his annual tobacco crop would support her. If so, he would need many more acres.

WHEN HIS first plot of tobacco was harvested, he dried the leaf, and then packed it in two large sacks. They were heavy, but he had his mind made up as to what he was going to do with them. Getting Amy to go with him he put the two large sacks of tobacco—his own tobacco—into his father's wagon and carried it to the Colonial Recorder's office some miles away.

Hitching the team to a convenient post he carried the two heavy sacks onto a nearby platform and placed them on the scales as Amy watched, her face a glowing smile.

An attendant noted that the weight was just 120 pounds. Yes, it was enough. Going inside the building, the couple signed several legal documents, then strolled arm in arm from the recorder's office. In his hand Jon held a wedding license. The tobacco, representing a whole season's work, and which he had exchanged for a wife, was worth the equivalent of \$5.40 at today's market price.

(Reprinted through courtesy of THE FRANKLIN NEWS, published by The Franklin Society, New York, N. Y.)



Here it is . . . at last . . .

. . . the new Pipe Refreshing Kit that cleans your pipe in a couple of minutes — takes out all the nicotine, tar oil, and gum from bit, shank, and heel of bowl. You enjoy a cooler, sweeter, drier smoke. Easy to use. Simple instructions tell you how. One bottle of cleaning fluid free with each set.

GET ONE OF THESE KITS TODAY. Your favorite pipe dealer has them — priced at only \$2.50. Should he be sold out, we can supply you.

SEND TODAY. Save those old pipes you had given up as no longer any good. Enjoy a cool, dry, enjoyable smoke. Make ANY pipe like new. Guaranteed. Send check or money order for \$2.50 today to

PIPE SMOKERS SUPPLY CO.
P. O. Box 917 Rochester, N. Y.

"SEYMOUR ORIGINALS" SCULPTURED IN BRIAR

These superb pipes, made available only recently to a larger clientele, are acclaimed by pipe smokers and collectors everywhere . . . Each is entirely hand-sculptured of only the finest of imported briar in any size, shape or design desired . . . Each is distinguished for its sturdy good-looks, smoking excellence and unusual features . . . Complete satisfaction positively guaranteed or a refund in full . . . Write for literature and complete information to:

ALLISON J. SEYMOUR
Studio A, Valley City, North Dakota



Fragrant PIPE TOBACCO

SUTLIFF TOBACCO CO., 45 Fremont, S. F., Calif.
HEINE'S TOBACCO CO., Massillon, Ohio

Complete your file of

PIPE LOVERS

for 1946 NOW.

PIPE LOVERS MAGAZINE

532 Pine Ave. Long Beach 2, Calif.

If You Are a REAL Pipe Smoker

—you'll find PIPE LOVERS just what you've been looking for, because it's all about pipes.

From the beginner to the veteran,—the novice to the connoisseur—anyone who is the least bit interested in pipes will find PIPE LOVERS to be the magazine he has been waiting for.

MONTHLY ARTICLES

treat such subjects as how to blend tobaccos, where briar comes from, how to care for a good pipe, things the other fellow has found worth while in pipedom, what's new, and other interesting and timely articles, each one of great value to the man who enjoys a pipe.

25c Per Copy—
\$2.50 Per Year



For Sale at All Leading Pipe and Tobacco Shops

Send in Your Subscription TODAY



THE MAGAZINE FOR MEN WHO ENJOY A PIPE

532 Pine Ave.

Long Beach 12, Calif.

PIPE LOVERS

THE MAGAZINE FOR MEN

WHO ENJOY A PIPE

Dedicated to the Interests of Over 20,000,000 Pipe Smokers

Vol. II — No. 9

September, 1947

CONTENTS

General Articles

What is Smoke Blending? - - - - -	Thomas Moore	266
<i>Few men today are familiar with multiple bowl smoking.</i>		
How to Make a Bulldog - - - - -	J. H. Bradshaw	268
<i>Few tools are needed to turn out a creditable piece of work.</i>		
Do the Blind Enjoy Smoking? - - - - -	James Morrison	270
<i>This man says there is no truth to the popular theory.</i>		
What Was the Arcadia Mixture? - - - - -	C. S. Vail	272
<i>There was no other blend like it in all the world.</i>		
Pipe Smoking Contest - - - - -	Lyle Davis	273
<i>World's champion is crowned in Chicago smoking marathon.</i>		
One Wife, \$5.40 - - - - -		259
<i>The initial cost may have gone down, but not the upkeep.</i>		
Character and Pipes - - - - -	Dwight C. Wherry	265
<i>How well can you describe a man just by seeing the pipes he smokes?</i>		

Departments

Blowing Smoke Rings with the Editor - - - - -		262
Collector's Page—Mahsikulumbwe Pipes - - - - -	Robert Trowbridge	274
Pipe Clubs - - - - -		280
Pipecraft - - - - -		278
Pipelines - - - - -		261
Pro and Con - - - - -		276
Pipoddities - - - - -	George R. Flamm	286
Questions and Answers - - - - -	Ken Brown	258
What's New - - - - -		282

Cover—Three hours time was required to turn out these pipes held by Mr. Five-by-Five Russ Brown, right, and Stormy Bergh, center, of "Hellzapoppin" fame. Vet Gilbert J. Gauglier, left, taking on-the-job training at the William Penn Pipe Shop in Pittsburgh, Penna, seems a bit startled at the effect his handiwork has created.

Editor and Publisher - **George W. Cushman**

Associate Editors - - **Ken Brown**
Richard L. Gordon
Hal E. Heintzelman
James Morrison

Representatives
New York—**Brand and Brand**
366 Madison Avenue
Vanderbilt 6-3417

Art Editor - - - - - **BOB BARNES**

Pipe Lovers Magazine is published monthly by Cushman Publications, editorial and business offices located at 532 Pine Avenue, Long Beach 12, California. George W. Cushman, owner and Publisher.

Entered as second-class matter January 21, 1946, at the post office at Long Beach, California, under the Act of March 3, 1879.

Entire contents copyright 1947. No material may be reprinted either in whole or in part without special permission, unless the source is given.

Ideas and opinions expressed in signed articles do not necessarily represent those of the magazine.

Subscription rates: To addresses in U. S. A. and possessions, \$2.50 per year, two years \$4.50; foreign countries including Canada and Mexico, \$3.50, two years \$6.50, single copies 25c, foreign 35c. Back issues the same. All subscriptions are payable in advance and should be sent to Pipe Lovers Magazine, 532 Pine Avenue, Long Beach 12, California. Report change of mailing address promptly giving both old and new address. Allow two weeks for change to take effect.

Advertising rates and requirements sent upon application. Publisher reserves the right to ask to see samples of products advertised and to request references from new advertisers.

Manuscripts and photographs submitted for editorial consideration must be accompanied by return postage. Publisher cannot assume responsibility for unsolicited manuscripts.

PIPE LINES...

Stuffed Cat

DEAR SIR:

I have just received the complete file of back issues of PIPE LOVERS. Oh Boy. What a picnic to read each issue from cover to cover. I spent three nights without sleeping, smoked two pounds of tobacco and burned a brand new clay pipe to the floor pipe-dreaming on those delicious pipe dreams you had in earlier issues (1946) chosen with some diabolical good taste for a guy like me that has never held anything hotter than a stuffed cat in his arms.

One of the articles I enjoyed most was entitled "Pipe Making With a Purpose." For over a year I have been dreaming of doing the same thing. I was unlucky enough to lose my right arm at the shoulder at the age of 18, and my hearing when I was 10, so I know what it is like to do drab, routine work for a living all the time for a salary on which I can do no more than afford to love platonically the neighbor's dog and keep a rag on your back.

Even so, I have saved a little and I think I can begin making pipes in my spare time to start, and later master all the finer points and go into pipe making as a major thing.

Recently I met a friend who makes pipes and he invited me to go through his factory. Needless to say I have jumped at the chance to go on this type of a picnic that I am so hungry for.

JUDE LECOMPTE,
Montreal, Que.

Cleaning Kit

DEAR SIR:

Last month's issue contained an article about cleaning a pipe by a new method in which the steam vapor from some special fluid goes up into the shank of the pipe and loosens the residue.

I have been told that steam is harmful and injurious to a pipe, and wonder why you would print such an article if it is not good for a pipe. Please advise me if this process works, if it is a good one for the pipe, and what precautions, if any, should be used.

T. J. LANG,
New York, N. Y.

BEFORE writing up the process you refer to and which appeared in our August issue under the title "Pipe Refreshening," the author, Lyle Davis, and your editor experimented with the process several times on different pipes to make sure that it was actually as represented.

It was our conclusion that there was no harm of any kind to the pipe. The steam vapor is not strong, and certainly does not heat up the pipe more than burning tobacco.

Obviously, we used the cleaning fluid specially prepared for the process. Mr.



Peper's
Krumble
Plug

SMOKING MIXTURE

Something really new . . . choice pipe tobacco compressed for your convenience . . . a full three ounce plug requires only a fraction of the space needed with ordinary tobacco . . . ideal for hunters, fishermen, and all sports enthusiasts . . . try Peper's latest pipe tobacco sensation . . . Krumble Plug Smoking Mixture . . . get a package today.

Christian Peper Tobacco Co.
St. Louis, Missouri

Add These Books to Your Library NOW!

They Are Books Every Pipe Smoker Should Own!

The Odyssey of Tobacco

By ROBERT LEWIS FISHER, 93 pages, illustrated, 6x9 cloth

Postpaid, \$3.50

AN AUTHENTIC and reliable account of how smoking originated and developed throughout the world. Reveals little known facts about pipes and tobaccos. The various tobaccos are discussed in the Appendix.

The Swedish Pipe Book

By CLAES KRANTZ, 118 pages, 63 illustrations, English translation, 46 pages, 6x9, cloth and paper.

Postpaid, cloth \$3.50, paper \$2.50

THIS NEW, well written book from Sweden discusses pipes throughout the world, bringing forth hitherto unrevealed data on the subject. Tells of the early days of pipe smoking, modern practices, is well illustrated. A worthy addition to your library.

The Art of Pipe Smoking Pleasure

By J. LELAND BROWN, 127 pages, 27 illustrations, 5½x8½ inches, paper and cloth.

Paper, postpaid \$1.25

A PRACTICAL and complete manual for the pipe smoker, including descriptions of pipes, pipe styles, features, care of the pipe, descriptions of tobaccos, aids to pipe smoking, and the technique of pipe smoking. No library is complete without it.

Order these books TODAY. Send check or money order to

CUSHMAN PUBLICATIONS

532 Pine Ave., Long Beach 12, California

All books sent postpaid. Immediate shipment. Send for yours NOW.



A GAIN THE TIME of year has rolled around when we must give our attention to the annual award presented by our staff of editors and which we call The Pipe Smoker of the Year.

The first such presentation was made last December, and we hope to repeat it each year at that time, with the announcement to appear in the December issue.

The award is based on some type of outstanding achievement, service, or contribution in the field of pipes and pipe smoking. This may be in any of a number of forms, such as the invention of a better pipe, acquainting a large number of men with the enjoyment pipe smoking offers, or in some other way helping the great pipe smoking fraternity to widen and improve.

The award last year, which was given to Joe Coniglio, founder of the G. I. Pipe Smokers' Club, was based entirely upon his unending service to G. I. pipe smokers in far away posts of duty by furnishing them with pipes, tobaccos, magazines, and other items to make their lives more endurable.

This year so far the names of several men have been suggested for the award. Obviously, we want to make the award to the one man who is the most deserving, and it is in that connection that we ask you to help us.

PERHAPS YOU know of someone who you feel would be worthy of this national award—someone who has in some way contributed a service to fellow pipe smokers, either directly and personally, or in some other way helped to better pipes and pipe smoking.

If you do, send us his name and address promptly together with all the reasons and evidence you can gather as to why you feel he is deserving of this award.

It would also be a good idea to have as many persons send in their recommendations of the same man as possible, for although the number of letters and references received has no bearing whatsoever on the decision of the board of editors, it is in anyone's favor to have more than just one person's recommendation on file.

Obviously, before any man is considered for the award his nomination is thoroughly investigated. The editors will not give the award to any man until they are sure beyond the shadow of a doubt that he is worthy of it. Thus we must ask that your suggestions and nominations be received far enough in advance of the award deadline as to give us sufficient time to check equally each person suggested.

THIS IS NOT a contest. No one pays any fee or has to fill out any forms. It is an out and out award by the editors of this magazine and is based entirely on merit. There are no rules to be followed—the decision is made according to a contribution or service of some kind.

Persons who are members of the pipe or tobacco industry, such as pipe or tobacco manufacturers, retailers, salesmen, or who make either all or a part of their living from this industry are not eligible to receive the award. It is an "amateur" affair, so to speak, with the "professionals" barred. It is recognition of achievement from the ranks of those of us who smoke and enjoy pipes and tobaccos and who want to help to expand the pleasure in some form or other.

Your recommendations will be taken seriously and confidentially. Our purpose in asking your cooperation is that we may present the award to the person most worthy of it, and if you do not call his name to our attention, he might be overlooked.



(Continued)

Davis wrote up the whole procedure very accurately and truthfully.

After the pipes were cleaned we smoked them several times to see if they were actually cleaner and sweeter. We felt that the first two pipefuls were somewhat flat, but with the third or fourth the pipe was not only back to normal, but was definitely milder and sweeter. In our opinion the process did clean the pipe, leave it in a better condition than before, and did not harm it in any way that we could see. Had this not been the case, obviously we would not have published it.—ED.

Pipe Humidor

DEAR SIR:

Come, now. Aren't you going overboard? Must I build a pipe humidor like the one you wrote up in the August PIPE LOVERS in order to have my pipes in perfect condition?

If I keep them in a rack on the table are they going to deteriorate so fast and give such poor service that I'll later repent my sins and build them a nice little house to live in?

S. D. TABOR,
Council Bluffs, Iowa.

¶ **M**ANY a man doesn't keep his car in a garage, but the darned old bus still runs.—ED.

Sample Copies

DEAR SIR:

In response to your request in the last issue I am enclosing a list of names of eight of my friends who are pipe smokers, and who, I am sure, would like to see a copy of your magazine. Would appreciate your sending them one.

I can perhaps send you a dozen more if you will send out that many sample copies.

GEORGE WAYLEN
Detroit, Mich.

¶ **W**E are happy to acquaint all pipe smokers with this publication, and will see that each is sent a sample copy of a recent issue.—ED.

Burned Out Pipes

DEAR SIR:

I read with interest the article about burned out pipes in the July issue. I say with interest because I have had that same sad experience. But, however, mine was under unusual circumstances.

I am in the Navy and I work in the engine room. One day I lent a pipe to one of the firemen in my division. He went on watch in the boiler room and sat under a blower.

Well, when he returned the pipe, it had a hole about 1" in diameter burned right through the side. In fact it looked almost as

KAYWOODIE REMEMBERS WHEN —

"Kaywoodie Briar" means briar imported by us, selected to meet our exacting requirements, and seasoned by our processes for Kaywoodie Pipes.




Thirty years before Texas' range country was fenced, the Kaywoodie organization was furnishing pipe-enjoyment to U. S. smokers. Kaywoodie pipe-makers are the most experienced in the world. They cut their pipes with care and sureness that comes only from knowing how. Treatment by our methods of Kaywoodie briar adds years of cool-smoking, pleasurable service. Kaywoodie's "drinkless" fitment stops moisture like a dam stops a stream. Its Synchro-Stem makes it the easiest pipe to take care of. Kaywoodie Company, New York and London, 630 Fifth Avenue, New York 20. Pocket-size instruction book on request.

Drinkless Kaywoodie \$3.50, Super-Grain \$5, Relief-Grain (rough) \$7.50, Flame-Grain \$10, Silhouette (rough) \$10, Meerschaum Lined \$12.50, Connoisseur \$15, "Ninety-Fiver" \$20, Centennial \$25. All these Kaywoodie Pipes are available in a variety of shapes.

© 1947




FLAME-GRAIN Kaywoodie \$10. The only pipes in the world with the beautiful flame-grain pattern. Cut from 100-400 year-old briar burls from arid areas where only the fittest survive. This is Shape No. 07. Flame-Grains may be had in other shapes, \$10. Always look for Cloverleaf trade-mark and name Kaywoodie on pipe. 

"KAYWOODIE REMEMBERS WHEN" The Kaywoodie organization was established in 1851, when the West was open prairie, and long-horns roamed the range. Pictured here: cattle crossing a river on way to market in the days before fences. Cowboys at left are turning the herd the way they want them to go. Then, as now, pipes of the Kaywoodie organization were favored everywhere.*

* Six recent surveys confirm the preference for Kaywoodies today.



Nelson P.



★ It's carefully aged and blended, smokes cool and lasting, has a delightful aroma, and does not bite the tongue. Try a pipeful today—then you'll see why Brown Crock is truly "the smoke of the stars."

Available at present in one-half pound cartons only.

Shipped anywhere in the United States upon receipt of your check or money order for \$1.45, which includes postage, insurance and handling charges.

All Mail Orders Filled Same Day Received

HOLLYWOOD PIPE SHOP

1641 No. Cahuenga Blvd.

Hollywood 28, California

NEXT MONTH

Annual College Issue

EACH YEAR the October issue is dedicated to college men, their ideas on pipes, their experiences, their likes and dislikes, and what pipes mean to them.

THIS YEAR Pipe Lovers takes you to the University of Texas campus to bring you a first hand account of what collegians in the Lone Star State have to say about pipes. Whether you are of college age, or past it, you will find interesting reading in the October issue.

"PIPES GO TO COLLEGE" by Carl Chambers brings you first hand information on why college men prefer pipes—why they are so popular at this southern university.

"SMOKEHOUSE ON THE CAMPUS" by Paul Pearson tells about an enterprising young ex-G.I. who bucked the odds and opened a smoke shop on the campus.

"CONNIE'S CARVINGS" by Jack Lloyd describes some of the hand work done by Miss Connie Keet, New Jersey school girl, on the bowls of briar pipes. She is one of few women pipe carvers.

PLUS

All the regular department features which are found every month will round out a most interesting issue.

Order Your October Copy From Your Dealer Now

Out September 20



if it had been drilled. Needless to say that cured me once and for all of ever loaning my pipes.

JOHN W. HALLOWELL,
 Green Cove Springs, Fla.

Pipes and Music

DEAR SIR:

Of especial interest to me was your article in the current (August) issue telling about famous musicians and singers who are pipe smokers. I am somewhat of a musician myself so naturally the article was of great interest.

I agree with what many of these people said in regards to pipes. Although I have never composed music, I have done a small amount of writing, which, of course, is similar, and it is true that the smoke of a pipe coming from a mild tobacco is a great assistance in composition work.

EARL NESMITH,
 Akron, Ohio.

DEAR SIR:

Enjoyed the musicians article, telling about some of the famous musicians who enjoy pipes and tobaccos. This was well done. As a suggestion, why not take other professions and tell about the pipe men in these professions, such as why they like pipes, their experiences, and so on.

This could include sportsmen, political figures, doctors, lawyers, men of industry, famous writers, actors, army and navy men, and countless others. We pipe smokers always enjoy hearing what other pipe smokers like to say about the subject, especially those who are leaders in their chosen field.

J. LAWTON LITTLE,
 Harrisburg, Penna.

Pipe Making

DEAR SIR:

It was good to read the announcement that additional articles on pipe making for home workshop fans are to appear in coming numbers of your magazine.

I followed Mr. Bradshaw's articles on the subject when they were presented some time back, and have looked forward to additional information on this interesting pastime.

I hope plans for all kinds and types of pipes will be included.

L. WHITNEY
 Nashville, Tenn.

Opinions

DEAR SIR:

The more I read each copy of PIPE LOVERS, the more I become convinced that pipe smoking has a wide difference of opinion. I have been smoking a pipe a long time—about nine years, and I must say my observations and experiences certainly do not agree with some of those I read about in the magazine.

If so many persons smoke pipes in so many different ways, I'll have to forget some of my set methods and go experimenting. I might learn something.

DALE FITZSIMMONS,
 Tampa, Florida

Character and Pipes

By DWIGHT C. WHERRY

I CAN TELL your character by the type of a pipe you smoke. I can also tell something about your habits, your likes and dislikes, too. If you don't believe it, give me a chance and I'll show you.

It isn't difficult, and if you will concentrate on the matter and do a bit of observing, you can do the same thing.

"Oh," you say, "but I smoke several different pipes, so how can you pick out any certain one, for surely not all of them fit my character."

That's where you're wrong. All pipes have a character about them, the same as a suit of clothes, a pair of shoes, a hat or a necktie. That would sound as though I class pipes with clothing, and in a sense that is right, for in some ways a man does "wear" a pipe.

Perhaps you are an exception to "wearing" a pipe, but most men aren't, and I'll bet a new billiard to a sack of green peppers that more than once when you're going out for the evening you carefully select the pipe you want to be seen smoking that night. Am I right?

When I meet a man on the street I size him up, pipe included. Ninety-nine times out of a hundred I know he gave some consideration to the pipe he was going to smoke in public that day, just the same as he gave some thought to the necktie he was going to wear. He wants to be seen with what *he* thinks is in good taste.

SURE, YOU say, it's easy to read a man's character from his pipe when you see the man smoking it. You unconsciously see the man at the same time. Granted, that's true, so let's just pretend the man is nowhere around. Will that convince you? Let's pretend we pop into a man's office while he's out to lunch. There on his desk is a rack of six briars. What do they tell us about his character? Let's see.

The pipes are all different. Looks like we're beat right off the bat, you say. Oh no, the fact that he has sev-

eral different styles means that he likes variety. He could have six billiards, you know, or six bulldogs, or six of some other one shape, as some smokers do, but this man likes variety.

Next we notice that they are all of the very best makes, and of the finest type. This would indicate the man buys quality goods when he buys—probably gets good shoes, good clothes, and refrains from cheap articles. This could be wrong, though, we'll admit, for many men who are careless about a lot of things insist on only the best when it comes to pipes.

Every one is clean and polished. I'll bet he's the same way—shoes shined, clothes neat. And the pipes are all setting perfectly straight in the rack. He notices small details and does something about them. He likes things to be in order.

LOOK AT THE bowls of those pipes. Most of them are round, large, and spacious. This clearly indicates he's an experienced pipe smoker, probably having started many years ago. He's probably middle age or past, because youthful smokers generally prefer a small bowl. The more they smoke, the more they desire a larger bowl pipe.

Let's examine one of the pipes more closely. Look at the cake. Just the right thickness. The bowl is dry, and five of the six pipes have pipe cleaners in them. I'll bet he takes care of his car, and his house, and his tools the same way—by giving all of them proper care and attention so that they will last for years and give good service.

None of the pipes are broken or damaged, but here is one that has been recently repaired. The result of an accident, no doubt, but when such things do happen he isn't the kind to just let them lay around broken. He gets them fixed up promptly.

He's due back from lunch any minute now. Let's wait and see if he matches the character his pipes indicate. Ten to one he does. Want to bet?

No other pipe has it!



SMOKEMASTER'S PATENTED STEM sidetracks moisture

In the Smokemaster pipe, smoke is drawn through a metal tube, which is slotted at the bottom. An ordinary pipe cleaner, folded and inserted under the tube, absorbs moisture as fast as it forms. From the heel of the bowl to the tip of the stem, smoke always has a clean, dry passage—is always sweet, mellow, satisfying.

Custom-made model of IMPORTED BRIAR

Smokemaster Custom-made \$1.50
Smokemaster Standard \$1.00



Briarcraft Smokemaster

At leading dealers. Full range of models.

Briarcraft, Inc., 347 Fifth Ave., New York 16, N.Y.

MAKE YOUR OWN PIPES

Top Quality Imported Italian Briar Blocks, 50¢
Pipes Repaired—Bits to fit, \$1.00
All makes pipes repaired by master craftsmen
Tobaccos blended to individual formulas
at popular prices

Mail postpaid to
OXFORD PIPE SHOP
142 E. 42nd Street New York, N. Y.


FREE TO PIPE SMOKERS

For a new taste thrill and pipe smoking experience, tell us your present brand of tobacco and get FREE package Mild, Tasty, Nature-Flavored GREEN RIVER. Write now and know the keen satisfaction of FACTORY FRESH, aged-in-the-wood tobacco, without cost or obligation.

PETE MOBERLY, Box 995, Owensboro, Ky.

PIPE LOVERS IS ON
SALE AT ALL LEADING
PIPE SHOPS

If your dealer does not carry the magazine, send us his name and address and we'll see that he receives the next issue.



Pipes having a double bowl joined onto one stem were used in Germany during the last century. They were made for use by men who experimented with smoke blending.

the same. Therefore, a second or third bowl of the pipe must have been used for some purpose other than that of smoke blending.

It is now believed that the purpose of these multiple bowl pipes, such as were popular among the Kirghiz, an Asiatic people, was to furnish an uninterrupted smoke. One story, possibly more legend than true, concerns a noble leader who had his servant fill all three bowls of his pipe with tobacco. Then, as he finished one bowl the servant would light the second, and then the third, while in the meantime those used would be cleaned and refilled, thus permitting the nobleman to have an uninterrupted smoke for hours.

Such bowls were placed on the pipe in rows at right angle to the stem, or sometimes placed on top of the stem, as illustrated here.

WHEN THE USE of such multiple bowl pipes began for the

What is Smoke Blending?

ONE OF THE lost arts of the world may be smoke blending. We say lost because it is seldom practiced, at least among the smokers of this country, and the great majority of pipe enthusiasts seem never to have even heard of it.

Smoke blending is just what the name suggests—a process of blending tobacco smoke rather than mixing the tobacco itself. The effect is altogether different.

With equipment necessary to enjoy smoke blending rather involved and cumbersome, it is not surprising that few pipe smokers indulge in it. But it is a novel experiment, and for the true pipe smoker who wants to experience a new sensation, here is something worth trying.

When the tobacco is mixed, the combustion of the blend gives off a certain combined smoke effect which all pipe smokers receive when a mixture is placed in the ordinary pipe. By keeping the smoke of the various tobaccos separated until after combustion takes place, and then mixing the smoke, an altogether different taste and flavor results.

In practice, the simplest way of experiencing smoke blending would be to smoke three or four pipes at one time,

The Smoking of Multiple Bowls Of Tobacco is Nothing New, Yet Few Smokers Have Ever Tried It

By THOMAS MOORE

each one being filled with a different tobacco. Obviously this would be an awkward procedure, and its bulkiness resulted years ago in multiple bowl pipes for the purpose of enjoying smoke blending more easily. Two and three bowl pipes were quite common many years ago when the fad was in vogue to some degree.

Historians have stated smoke blending is many centuries old, for double and tripple bowl pipes have been found which have been traced back to early times. However, this theory is today discounted because varieties of tobaccos were practically unknown in those early days. The Turks, the Persians, and other addicts of the pipe grew tobacco and it was all

purpose of blending the smoke from different tobaccos placed in each is not known. But it is obvious that the custom could not have originated before differences in tobaccos were developed and recognized.

Those who find pleasure in smoke blending note two major differences in the art. One is that the smoke may be blended immediately, and the other is that it may not blend until it reaches the mouth. In case of the former, two or more bowls would be joined together at the end of one stem, and the smoke, as it comes up through the stem, would be well blended by the time it reaches the smoker's mouth.

The other would require that separate

stems be attached to each bowl, and carry the smoke from each bowl to the smoker's mouth where the actual blending takes place. Obviously there are possible all sorts of variations to these two systems, such as having the smoke blend half way to the mouth, or perhaps having the smoke from burley and Virginia, for instance, blend near the bowls, while the smoke from some Latakia would not be blended until it reaches the mouth.

For the smoker who would like to experiment with smoke blending, ordinary pipes can be employed along with a few pieces of rubber tubing as illustrated in the accompanying sketches. For those who make their own pipes, an extra large briar block will make a fine smoke blender. Two, three, or more bowls are drilled into it and all connected to the same shank.

For the beginner who would like to try the second idea at little expense, three or four inexpensive clay churchwardens will serve adequately. They are each filled with a different tobacco and all held in the mouth at once. Lighting them may pose a bit of a problem, and the sight of a man smoking four pipes at one time may cause the town's elders to call the insane asylum for an immediate pick-up, but it will prove a most interesting experiment.

A much simpler method consists of taking an ordinary briar pipe (one with an extra large bowl is preferred) and making compartments in it with pieces of asbestos or other unburnable material. Two, three, or four compartments are possible (see illustration) and into each a different kind of tobacco is placed.

Those who have water pipes can work

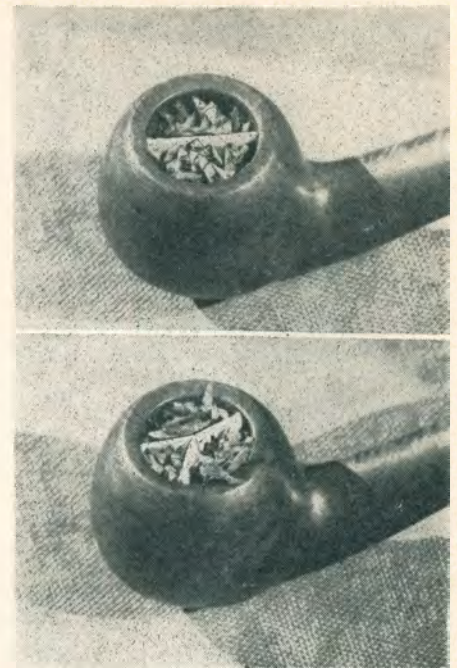
out a satisfactory arrangement by substituting three or more small bowls in place of the usual large one. Tubes then extend downward from each bowl into the water. In this arrangement, when the pipe is smoked, the actual blending of the smoke takes place in the water and in the air space just above it, giving a still different effect to the smoker.

THE EQUIPMENT and arrangement of the pipes used is perhaps not nearly as important as the tobacco used, the amounts, and care in lighting. The novice at smoke blending will be surprised to learn that as much care must be given the amounts of tobacco under fire at one time as when tobacco is blended in the ordinary manner.

The secret of successful smoke blending lies in the careful selection and the right amounts of each tobacco. To begin with, suppose a tobacco blending formula calls for burley, Cavendish and Perique. The smoke blender might proceed to fill three bowls with each of these tobaccos. He forgets that the formula might actually require two oz. of burley, one oz. of Cavendish, and one-fourth oz. of Perique. It is to be so, then the amount of tobacco under fire in each bowl must be in the same proportion.

This does not mean that in bowls of equal size one should be filled to the top with burley, the next half filled with Cavendish, and the next only one-eighth filled with Perique. If this were done the result would still be the same as if each of the three bowls were filled to the top.

The important matter to remember in this connection is that the burning surface of each tobacco must be in propor-



Asbestos partitions in an ordinary briar permit an easy smoke blending method.

tion to the amount called for in the blend.

There are several ways of accomplishing this. The first is obvious—to employ bowls of different sizes so that the burning area is in proportion to the amounts in the blend formula. Small, medium, and large bowl pipes are fine for the purpose.

If the bowls in the equipment to be used are all of the same size, the bowls can be made smaller by inserting any non-burnable object to reduce the tobacco surface area within the bowl. A broken or worn out pipe is suitable in this instance, as it can be sawed up into pieces of any desired size, and the pieces fitted into the bowls, thereby reducing the surface area of the tobacco in that particular bowl.

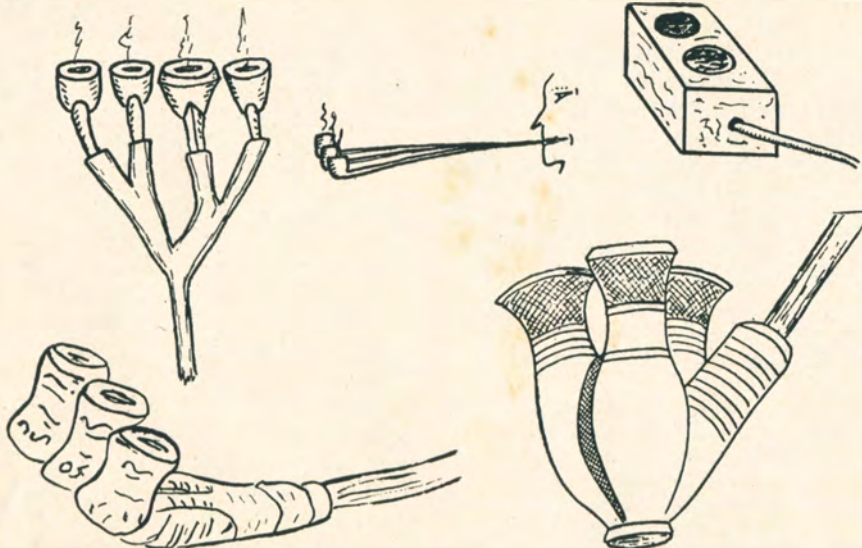
Compartments of asbestos as already described can also be employed, and as illustrated here, the compartments made by such material can be varied in size, so that the stronger flavoring tobaccos can be kept in proportion.

Still another method is to mix the tobaccos which are not required in large amounts with a neutral, tasteless tobacco and thereby reduce its strength. However, to the true smoke blender, this method is only employed as a last resort.

The tobacco must be packed in the bowls quite firmly, much more so than when an ordinary pipe is packed, and care must also be taken to see that all the bowls are packed as nearly alike as possible. This is important because if one

(Continued on page 287)

Top, four ordinary briar pipes connected to one shaft, smoking three Churchwardens at a time, each filled with a different tobacco, and a large briar block with two bowls. Bottom, three bowl pipes. Left, a Kirghiz; right, a Nigeria pottery pipe.



How to Make A Bulldog Pipe

A Lathe and a Power Sander are
The Chief Tools Used in Making
A Bulldog Shaped Pipe at Home

By J. H. BRADSHAW

(EDITOR'S NOTE: This is the first of four articles by Mr. Bradshaw describing how to make some of the more unusual pipes in the home workshop. Styles to be discussed in future issues are the bull moose, the oom paul and the Dawes underlung.

SINCE MY earlier series of articles appeared which covered the fundamentals of making a pipe in the home workshop,* I have been asked by many home pipe makers how to make some of the more difficult models and shapes. In answer to those inquiries, let me say that practically any shape can be made providing the proper equipment is at hand and a few instructions are carefully followed.

In making the bulldog shape, which is described this month, I am assuming that the reader is familiar with the elements of pipe making, for I will not repeat these, but rather, emphasize only the essential points that are concerned with making the bulldog shape.

Although not as difficult to make as the bull moose, which I will describe next month, the bulldog is, nevertheless, decidedly more difficult to make than the conventional billiard.

The block is first cut to size, which is the same as for any conventional shape, the size depending upon the size of pipe wanted. Standard would be about 4 inches long, 2 inches high and $1\frac{5}{8}$ inches wide. If imported briar blocks are used

which are smaller than this, the screw adapter in the face plate cannot be employed and chucks will have to be used to hold the blocks. If blocks sufficiently large are available to permit using the screw adapter, I recommend this procedure especially for the beginner at pipe making.

After the block has been squared and the shank marked off, the hole is drilled in the shank. The bit, which is a square piece of hard rubber, plastic, or whatever is preferred, is then inserted in the hole in the shank, edges up, down, and sidewise as is the custom in the bulldog design. On the power sand wheel, the sides of the shank are ground down to match the sides of the bit (Fig. 1).

When this operation is completed, the shank should align perfectly with the sides of the bit as illustrated in Fig. 2.


The next step is to rough down the bit to whatever shape is desired. If a saddle bit is wanted, the preliminary shaping may be done on the rough sander as illustrated in Fig. 3. A thickness of approximately $\frac{3}{16}$ of an inch is satisfactory for the saddle section of the bit.

THE SHAPING of the bowl is next, and for this the pipe is placed on an ordinary wood lathe, using the screw arrangement if available. (Fig. 4.) The bowl section is rounded with the chisel to a diameter of one and one half inches.

The following operation consists of making the small ring which is found near the top of the bulldog bowl. The location of the ring should first be marked with a pencil and is located just $\frac{3}{4}$ of an inch above the center of the

*The author's first series of articles on pipe making appeared in the June, July and August, 1946, issues.

Figs. 1 & 2, shaping the bulldog shank. Fig. 3, shaping the saddle bit. Figs. 4 & 5 illustrate shaping the bulldog bowl.



shank. It might be well to mark off the top of the pipe at the same time, and this should be $1\frac{1}{4}$ inches from the center of the shank, or $\frac{1}{2}$ inch beyond the ring location.

Any small chisel is suitable for making the two grooves on each side of the ring. (Fig. 5.) The beginner will have a tendency to make the ring too deep. A very small cut is all that is necessary to bring out the ring effect.

At this point it is a good idea to drill the hole for the tobacco. The size of the hole should be $\frac{3}{4}$ of an inch in diameter or slightly larger if desired. By drilling a small hole first, the chances of damaging the wood block are lessened. The depth of the drill should not be over $1\frac{1}{4}$ inches (unless a larger sized pipe is being made). The hole in the bowl should taper to a point at the bottom. This is to conform to the general pointed shape of the bulldog and thus keep the bowl thickness from becoming too thin at any one point.

The tapering in of the top is next and is done at an angle of 30 degrees. It begins at the ring and when finished leaves a rim on the bowl which is slightly under $\frac{1}{4}$ of an inch thick, and $1\frac{1}{8}$ inches from side to side on the top. (Fig. 6.)

So far the job has been relatively easy, for everything has been mapped out, measured, and cut more or less on lines. But the rest of the shaping of the bulldog will not be that easy. The rest, as can be seen, consists of the final shaping of the bowl, and it all has to be done on the sand wheel.

There is no way that I know of to mark out the rest of the shaping—no way to place lines on the block to assist in the cutting. It has to be done mostly by close observation. However, if a little caution is used, and the job is not rushed, the shaping can be done correctly by anyone.

FIRST OF ALL, the rough edges and corners of the block can be sawed off with a small hack saw or coping saw, and thus save a bit of work on the sand wheel. When these portions have been sawed off the pipe will appear much as it does in Fig. 7 and it is ready for the final shaping.

The two bottom sides may be laid flush to the sand wheel and the excess wood taken off. No wood or part of the bowl on a bulldog protrudes beyond the lines formed by the right angle edge of the bottom of the bulldog. When this portion has been removed, the pipe will appear about as shown in Fig. 8.

The most difficult part is the shaping of the front and sides of the bowl, or,

in other words, rounding off the point which is left and which may be seen in Fig. 8.

This part of the operation may require some practice, and if you make any mistakes at all, this is where you will make them. Too bad they have to come at the end of the job when so much time and effort have already been spent.

My only suggestion to guide you in shaping the bowl is to spend as much time looking at the bowl as you do in sanding it. Inspect it each time after it touches the sander to make sure too much is not being taken off. The whole pipe can be ruined if the sander is allowed to take off too much at any one point. A helpful suggestion in this final shaping, or, for that matter, in making the bulldog from the beginning, would be to have another pipe nearby which serves as a model.

When the final shaping is completed (Fig. 9) the pipe should then be given a thorough sanding with fine sandpaper and then with fine emery paper in order to make it as smooth as possible.

If the bit has not been finished, this should next be done, and can be accomplished with the aid of a small, narrow sand wheel. If plastic is used, be careful lest the wheel cut too deep at any one place. The conventional lip is left at the end of the bit.

The scratches in the bit are removed by using a finer grade of sandpaper and finally real smooth sandpaper.

WHEN THE PIPE is completed as far as the shaping and sanding operations are concerned, all roughness is taken out by using fine emery paper, and which is best done by hand. This operation must be continued until even the faintest imperfections are removed—until the pipe is smooth and true to the finest detail. The stem is given the same treatment.

When the bowl and stem are as smooth as possible, the final polishing and finishing can begin. First of all a good, hard buffing with a power buffer is essential to give the pipe and stem a good finish and smooth appearance.

When the pipe is as smooth as is possible with the buffer, it is ready for staining or waxing or both, whichever the worker prefers.

There are numerous wood stains which can be used, and it depends upon the wood the pipe was made of as to which stain should be employed. The stain should be applied with a soft cloth

(Continued on page 286)

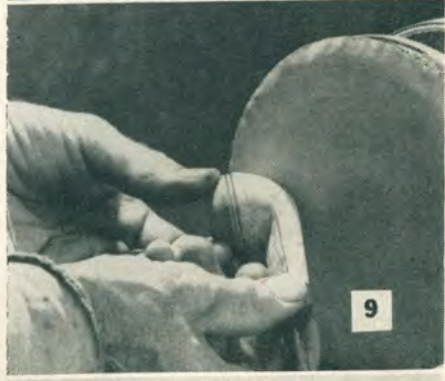
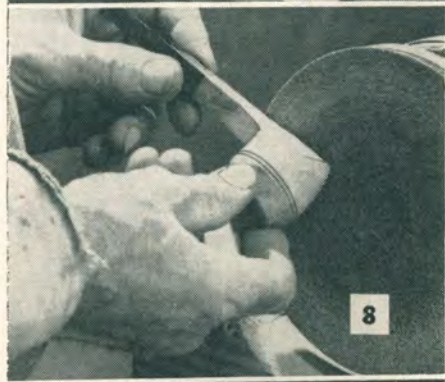



Fig. 6, tapering the top. Figs. 7, 8, & 9, shaping the bowl. Fig. 10, finished pipe.

Do the



Top, Hannsler's specially made blending chest, and a novel glass pipe. Center, five tiers of pipes in his collection. Bottom, close-ups of his favorite pieces.

DOES A BLIND MAN enjoy smoking? That has been the start of many an argument for a long time, and the general consensus of opinion has been that it is not the taste

or aroma of the tobacco in the mouth that leads men to smoke, but rather the sight of the smoke as it is blown in the air. Blind men, they say, never smoke simply because they can't see the white

clouds roll out, and therefore they have no use for a pipe.

Whoever believes that theory never discussed it with William H. L. Hanssler who, although blind, is by any degree of measurement a real, honest-to-goodness, dyed-in-the-wool pipe smoker. "The idea that we blind people do not enjoy pipe smoking is pure bunk," he says. "We enjoy it as much as anyone."

Hanssler has been a pipe smoker for 27 of his 52 years, having bought his first pipe when he was a young man of 25. In fact, that first pipe is the one he is holding in the photograph reproduced here.

When he first encountered the joys of pipe smoking he had his full eyesight. It wasn't until ten years later that Glaucoma, the dreaded eye disease, began to take away his vision. Having known pipe smoking while he could see, it would seem that his opinions on the subject would be valuable, since he has experienced smoking both as a sighted man and as a blind man.

When asked if he got as much pleasure out of smoking his pipe now as he did when he could see, he replied. "I enjoy it much more now than I ever did. Obviously, the things a blind man can do are very few, so whatever is possible is all important to us," he says. "When I smoke my pipe, I just sit back and thoroughly enjoy it—more so than any man with vision, for such people are usually dividing their attention between their pipe and a book, the newspaper, people in the room, or some other distraction. But with us, there is no other distraction, and we can give our full and undivided attention to our pipes. That is why I say positively that my pipe gives me more pleasure and enjoyment now than it ever did."

HANSSLER HESITATES to say how many pipes he has owned. He has bought a great deal, but fully as many if not more have been presented to him as gifts from friends who know of his interest in pipes and tobaccos. His four tiers of pipe racks in his den now hold approximately 200 pipes.

Although he has never considered himself a pipe collector, he does have a number of pipes which are a bit out of

Blind Enjoy Smoking?

Popular Opinion Gets a Jolt by This Sightless Man Who Says He Thoroughly Enjoys Pipe Smoking

By JAMES MORRISON

the ordinary, and which keep his interest in odd and unusual pipes alive.

Illustrated here are some of those which are slightly different than the general run of collector's items. Shown at the bottom, from left to right, are five that he treasures above the others. The first is a Turkish chibouque, and is indeed a fine example of this type of pipe.

Next to it is an American made Indian head which, although not expensive, is lifelike and colorful. The larger Indian Head in the center is one of Hanssler's prize pipes, due primarily to the fact that his son-in-law's great grandfather made it over one hundred years ago. It is very well designed and is fully ornamented. It is carved from some type of hard wood, possibly oak, and contains an extra large bowl for holding the tobacco.

The comical looking gentleman next in line is made of ceramics clay and was created by his son-in-law who is an artist. The pipe was made in true ceramics fashion with a tightly wound stem. Lastly is a deer head which is not necessarily expensive, but it has given its owner many hours of smoking enjoyment and has now started to turn a golden brown.

Another prize favorite is the glass pipe shown at the top of the page. This pipe was especially made for him by a glass blower who knew of his interest in such things. It has a very odd shape, and since it is made of ordinary glass it could never be smoked, but it is indeed a welcome addition to his collection.

In reply to a question as to whether his sense of taste and smell are sharper since the loss of his eyesight, Hanssler says, "They are not any more developed than they ever were, but since a blind person no longer has his eyes to rely upon, he must of necessity develop his other senses to the fullest. I concentrate

on taste and smell, and for that reason believe that I get more out of a pipeful of tobacco than the ordinary man, since it receives full attention from the taste buds in my mouth."

When asked if he has any particular formula that he prefers above others, he replies, "I have three blends that I keep made up most of the time: A light blend, a general all round mixture, and a third that is somewhat strong. I have found that my tastes vary, and there are times when I want a mild blend, whereas at other times I seem to desire a strong mixture."

HIS TOBACCO blending chest is a pipe smoker's dream. Hanssler had it made to his specifications by a cabinet maker. "At first glance," he says, "it may look just like any other chest, but every part is designed carefully. My

blending tobaccos are kept in humidior jars on the three shelves at the top. I now have sixteen of them, and of course I can't read the labels on them, but I can tell each of these tobaccos by the smell.

"In the top drawer of the cabinet I keep my utensils which are used daily, such as matches, lighters, reamers and pipe cleaners. Then, in the cabinets below are my blends ready mixed. The lid is kept tightly on each one and a piece of sponge is used to keep the tobacco properly humidified. In the bottom drawer are the utensils which aren't used so often, such as cleaning fluids, polishing cloths, and a greater supply of pipe cleaners."

The chest is definitely one which any pipe smoker might well copy for perfection in a tobacco blending chest.

Friends often inquire about the tobacco Hanssler smokes. Does he have a favorite? "When I first started pipe smoking," he says, "I practically always smoked English plug cut. However, since that time I have come to blend my own tobaccos, for in this way I am able to get just the taste and flavor I want."

"A lot of fellows say I am not a true pipe smoker because I don't stick to one tobacco. I never have felt that that is the mark of a true pipe smoker. Tastes differ from day to day—at least mine do and I don't want the same blend every day any more than I want spinach for every meal or the same program on the radio all the time.

"My tastes for tobacco vary, too, and at times when my taste becomes a bit pale or weakened, I fill my pipe with some strong Turkish or Irish Shag. A

(Continued on page 287)

Hanssler, blind for 17 years, holds his first pipe which he obtained when he began smoking a pipe 27 years ago. "I enjoy pipe smoking more now than ever," he says.



The Arcadia Mixture?

It Soothed the Temper, Cleared
The Brain, and No Other Blend
In the World Ever Matched it

By C. S. VAIL

THERE IS only one mixture in London deserving the adjective *superb*. I will not say where it is to be got, for the result would be that many foolish men would smoke more than ever; but I never knew anything to compare to it. It is deliciously mild yet full of fragrance, and it never burns the tongue. If you try it once you smoke it ever afterward. It clears the brain and soothes the temper. When I went away for a holiday anywhere I took as much of that exquisite health-giving mixture as I thought would last me the whole time, but I always ran out of it. Then I would telegraph to London for more and was miserable until it arrived. How I tore the lid off the canister! That is a tobacco to live for!"

Those are the words James M. Barrie used to describe what he called the Arcadia Mixture.

The endless stream of adjectives and amusing comparisons are to be found in his classic book "My Lady Nicotine" which he wrote more than 50 years ago.

Persons even remotely interested in pipes and smoking should read Barrie's observations in this one of few books to discuss the subject from so personal and yet so entertaining a standpoint.

The entire book is a tribute to Barrie's bachelor days before he promised the little woman he would forever lay down his pipes. He makes it clear in the first chapter that she forced the issue—it would have to be either his pipes or her—it couldn't be both.

This caused a decided break between himself and his bachelor friends, for, with his pipes forever cold, and tobacco smoke not permitted in the house, it meant a cruel break with the old gang he had come to know so well.

In the remainder of the book he reminisces about his earlier days when a briar

pipe was his best friend, and there was only one tobacco in the world worth smoking in it—the Arcadia.

Throughout most of the book's 230 pages he describes his bachelor friends who would get together night after night to smoke Arcadia. Appropriately named the Arcadians, this group would discuss many things, but most of the time they just smoked quietly, enjoying to the fullest the unparalleled quality of this choice pipe tobacco.

"Others would be regarded as intruders," says the author. "If they are smoking common tobaccos, they must either be allowed to try ours or requested to withdraw. One need only put his head in at my door to realize that tobaccos are of two kinds, the Arcadia and others."

BARRIE'S HUMOR in describing the utopian mixture is more than just amusing. It leaves no doubt that he considered this the finest blend ever created. "No one who smokes the Arcadia," he says, "would ever attempt to describe its delights, for his pipe would be certain to go out. While one of our group was at school he smoked a cane-chair, and he has since said that from cane to ordinary mixtures was not so noticeable as the change from ordinary mixtures to the Arcadia. I ask no one to believe this, for the confirmed smoker in Arcadia detests arguing with anybody about anything. Were I anxious to prove Jimmy's statement, I would merely give you the only address at which the Arcadia is to be had. But that I will not do. It would be as rash as proposing a man with whom I am unacquainted for my club. You may not be worthy of smoking the Arcadia Mixture."

Commenting further, Barrie goes on, "Even though I became attached to you,

(Continued on page 287)



"I guess these will have to do until the gold ones are released again."



Above are some of the contestants lighting their pipes at the start of the pipe smoking marathon. None of the entrants were allowed to use more than one match.

Pipe Smoking Contest

Winner Puffs Continuously for Over 87 Minutes as Spectators View Chicago Smoking Marathon

By LYLE DAVIS

HOW LONG does it take to smoke one-sixteenth of an ounce of tobacco? That was the question uppermost in the minds of twenty-three finalists and dozens of spectators as the first official big-time pipe smoking contest got under way in Chicago recently.

Winner of the contest was Joseph Johnson, a Chicago resident employed by the Illinois Central railroad who kept puffing away for a total of 87 minutes and 45 seconds.

The contest, which was held at the Fair Department store, got under way when each of the contestants was given a pipe, one-sixteenth of an ounce of tobacco, and only one match. No re-lights were allowed. If the pipe went out, or didn't light on the first match, the participant was promptly ruled out of the contest.

The first to drop out was forced to

do so because his pipe didn't properly light. The next one lasted twenty-eight minutes. After this time they began to be eliminated in rapid order.

The same type of tobacco was used by all contestants—no favorite blends were allowed. In this way no doctored up tobaccos would give any one contestant an advantage over the others. The pipes, too, were similar.

It was an idea of seeing how long a pipe could be kept lighted by proper smoking. Numerous theories were no doubt tried, but whatever they were, the contestants kept such information to themselves.

As the winning contestant in this first pipe smoking marathon of its kind, Johnson received a \$150 set of Marxman pipes and six pounds of Highgate smoking tobacco. Numerous times during the contest the judges thought Johnson's pipe had gone out, and then, just as they

were about to declare him no longer a contestant he would give a soft puff and out would come a faint wisp of smoke—just enough to satisfy the judges and all in attendance that Johnson was still in the running.

Second prize went to Leo Frank of the Buda Company who gave the winner a close race. His pipeful lasted for 86 minutes and 50 seconds, less than a full minute behind Johnson. Frank received a \$100 set of pipes for his efforts plus three pounds of pipe tobacco.

The next ten pipe smokers who each received a \$10 pipe for their part in contributing to the fun of the contest were Roy E. Hull, Robert Wallace, S. E. McKay, Wm. Lynch, Herbert Conrad, L. B. Cullum, George Christopher, Nick Nowicki, August Gesier, and Robert Galloway.

ALL AGREED that they learned a lot about pipe smoking. It was found to be not so easy as it looks or seems to keep one-sixteenth of an ounce (a normal pipe load) of tobacco lighted for almost an hour and a half. If in doubt, try it.

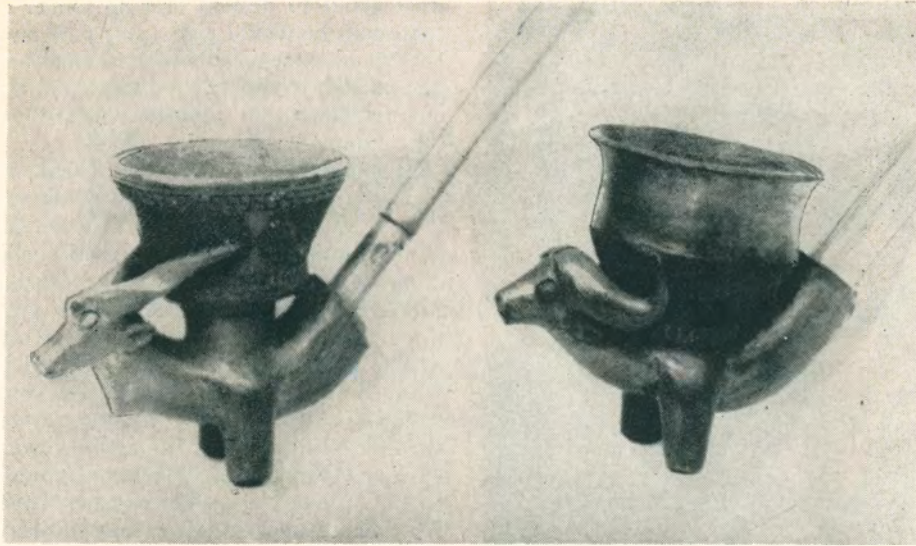
Joseph Johnson, the winner, seemed to have just the right knack about puffing, for he seemed to sense the right instant when to give another short draw and thus keep alive the low but still glowing embers of tobacco.

Only the slightest trace of smoke was sufficient to remain in the contest, and Johnson's wisps were so faint as to be hardly visible. But this was enough to tell the judges that he was still very much in the running.

The greatest loss of time resulted when a contestant, thinking his pipe was on the verge of going out, would puff several times quite rapidly in order to keep it from going out, and in the process burn an undue amount of tobacco.

During the first half hour, until the first contestant dropped out, time seemed to drag, not only for the participants but for the spectators at well. But with the first elimination, interest in the contest suddenly picked up and from then on it was like any contest, with members of the audience picking and betting on their favorite.

To the contestants, however, it was a serious affair. They concentrated pretty heavily on what they were doing and refused to be sidetracked by any diverting action caused by the others in the room. How many of them had sat through grueling practice sessions was not revealed, but some, it would appear, had rehearsed slow smoking, and appeared to be following a carefully pre-arranged plan.



The COLL

These two Mahsikulumbwe pipes are good likenesses of some of the few specimens in existence. Their odd shape and style distinguish them from ordinary tribal pipes.

THE COLLECTOR who specializes in old world pipes of the African continent is well acquainted with the characteristic designs which symbolize one particular tribe. This custom of continuing basic patterns not only in pipes but in all forms of artistic expression dates from antiquity.

The tribes of Africa generally live in small groups, some wandering, some home loving, and although they often come in contact with one another, they always keep their originality as far as their basic ideas are concerned. The tribe always conforms closely to the commonly accepted pattern, and this has been a great help to explorers and students of African life and customs. It has enabled geologists to more correctly chronicle the history of the Dark Continent.

The smoking pipes of any one race or tribe are nearly always similar in style, design, and appearance, usually varying only in minor details. This has long enabled pipe collectors to be able to tell at a glance in what part of Africa a certain pipe originated, and to which tribe it belonged.

Of all of the many tribal designs ever to originate from this part of the world, those of the Mahsikulumbwe Tribe, now called mahsikulumbwe pipes, are probably the most odd and different of all. They are, perhaps, not odd in the sense of being strange or unusual, but odd in that they are so unlike any other pipe to come from this section of the earth.

The Mahsikulumbwe natives, residents of the Upper Zambesi Basin, employed a black clay in making these pipes. The bowl itself is rather shallow and somewhat resembles a basin, being quite unlike the normal pipe bowl in

Mahsikulumbwe Pipes

Odd Shaped Pipes Which are All Designed According to the Same Pattern are Now a Scarce item

By ROBERT TROWBRIDGE

shape. These bowls are found in numerous styles, all basically the same, yet differing in details such as some having a convex outer wall while others are concave. Some have a round, curved bottom whereas others are somewhat flat.

The decoration generally consists of incised cross hatching which is usually well done on the bottom portion of the bowl. At the top a plain section of varying width is seen.

THE BOWL rests on the back of some animal, usually an antelope, but other animals including the buffalo, hippopotamus, and others which sort of defy description are also occasionally seen.

Generally, only half the body of the animal is modeled, the head, the two fore-legs, and enough of the body to successfully hold the bowl which rests on top of it.

The two fore-legs are made quite stumpy and fat and serve as rests for the pipe as well as providing a better likeness of the animal being depicted. The legs often lack any detail, being merely rounded stubs.

Ears, antlers, or horns are always included, some being quite large while other times this part of the ornamentation is so short as to be little more than symbolic. In some specimens the horns come clear back and fold around the pipe bowl.

The quality of workmanship varies greatly, indicating that the pipes were not made by just the more artistic members of the tribe, but by the great majority. Little originality is indicated, except in the minor details which have been worked out as described.

In making the pipe, some collectors believe that the bowl was made first, and the animal was then made to fit it.

LECTORS' PAGE

In most instances the bowl fits flush on the body, but a few have been found, as illustrated here, with the bowl raised as much as an inch above the body and resting on specially made supports for the purpose. Even with these supports the body of the animal retains its curved design.

The height of the pipe from the bottom of the animal's feet to the top of the bowl varies, but in the great majority it is about four inches.

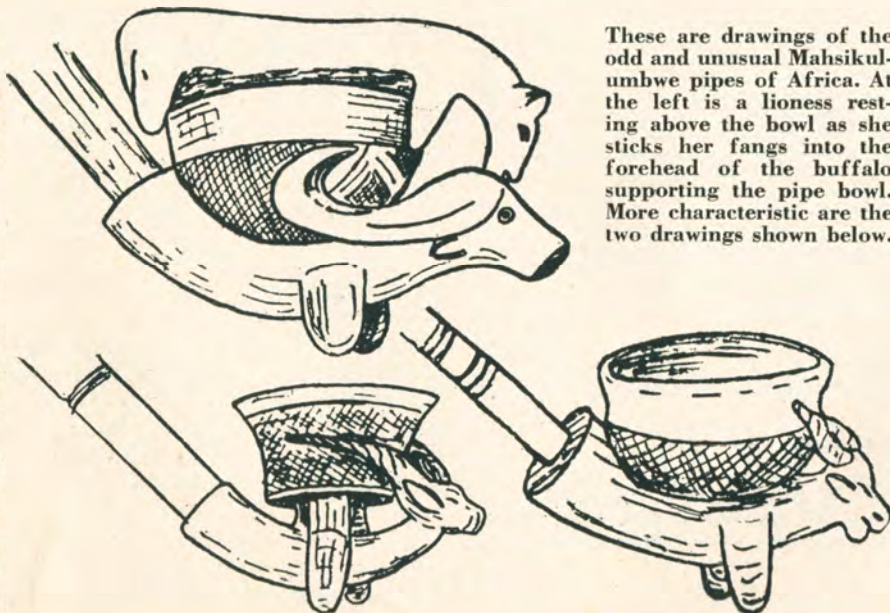
A small hole is placed in the center of the bottom of the bowl and is lined up with a similar hole centered on top of the animal's body. This is then met by a larger hole which is placed through the center of the shank. The holes in the shank were commonly made by taking two sticks of the size desired and then molding and working the clay around them. Then, when the sculptoring was completed, the sticks were carefully removed as the last operation. In this way the shape of the pipe was kept intact and was not altered as would have been the case if sticks were pushed into the solid clay after it was formed.

THE STEM WHICH is inserted in the shank of the finished pipe is generally quite long. This cools the smoke and reaches to the smoker's mouth while the pipe itself is several inches away resting safely on the ground. The curve of the animal's body is carefully designed so that as the user sits on the ground beside his pipe, the stem will reach into the shank at just the correct angle to permit the pipe to rest perfectly level in front of him.

The drawings on this page are likenesses of Mahsikumbwe pipes which were found in Africa and which are now in the pipe collection of the British Museum. The types here described will be seen. One which is very rare is also included showing a lioness that has been formed above the bowl with her fangs fixed in the forehead of the buffalo which is supporting the pipe.

Another in the British Museum collection depicts a bowl resting on a female hippopotamus with a baby characteristically on her shoulders. One was found which depicts a bowed woman's figure as the holder of the bowl.

These are drawings of the odd and unusual Mahsikumbwe pipes of Africa. At the left is a lioness resting above the bowl as she sticks her fangs into the forehead of the buffalo supporting the pipe bowl. More characteristic are the two drawings shown below.



Although the Mahsikumbwe pipes have a charm and beauty all their own, they cannot compare in quality of workmanship from an artist's standpoint to the pipes from other tribes in Africa. Actually, the workmanship on the animal heads is little more than symbolic, and if any real attempt has been made to give a lifelike appearance to the animal heads, it definitely has failed. This is clearly seen in the sketch of the lioness and the buffalo, for neither resemble more than slightly the animals they are supposed to represent.

SWAP and EXCHANGE

This listing is a free service to collectors who have pipes they wish to buy, sell, or exchange with other collectors. Send in your list and description for inclusion in next month's issue. There is no charge for this listing.

OLD CARVED meerschaum pipe in case for sale. Body of nude woman extends down the front. Removable bowl. MRS. G. W. LALONE, 1324 W. Minnehaha Parkway, Minneapolis, Minn.

MEERSCHAUM PIPE many years old. Fully colored, hand carved figure of an explorer traveling in a canoe. If interested write JOHN T. C. LOW, 31 Nassau Street, New York, N. Y.

HIGHEST BID within 30 days takes collection of five meerschaum pipes. Bowls perfect, but stems need hospitalization. POLLOCK & POLLARD, Box 2, Glenwood, Florida.

WANTED—MARCO POLO pipe. Have pipe to exchange if desired. Write MATTHEW V. MARINO, 1937 Boulevard, Jersey City, N. J.

WANTED—Indian and foreign pipes, especially a Turkish water pipe, let me know what you have. GORDON H. METZGER, 42 Charles Street S.E., Apt. 1, Massillon, Ohio.

SEVERAL FINE German porcelain pipes to exchange for pipes from the Pacific area and Indian pipes needed to fill out my collection. KENNETH W. SANTEE, 2109 Hanover Avenue, Allentown, Penna.

IVORY SHANK SHAPED like lady's hand holding meerschaum bowl, silver ferrule, amber stem. Beautiful pipe. For Sale. MRS. L. CHATTERTON, Route 1, Greensboro, Alabama.

HAND CARVED meerschaum pipe for sale. Odd design. L. A. GAUSTAD, 465 E. California St., Kalspell, Montana.

NEW AMERICAN made meerschaum pipe—never smoked—perfect condition. WILLIAM NORVALL, 149 West 77th St., Seattle 7, Washington.

MEERSCHAUMS, INDIANS, oddities, outstanding collection of 500 for sale at less than half of appraised value. GEORGE HOLLETT, 580 Culver Road, Rochester 9, N. Y.

**Bud Emling,
Bonfield, Ill.**

The deterioration in the smoking quality is slight, only temporary, and not harmful to the pipe. A briar pipe that has not been smoked for a considerable length of time dries out, and the next few smokes are lacking in zest and flavor.

But after several pipefuls, depending upon how long the pipe has remained idle, the moisture and oils from the tobacco sweeten the cake and penetrate the wood, and the pipe again tastes as good as ever.

However, the quality of the briar in its ability to last is not affected, for a pipe that is smoked only occasionally will last as long, or longer, than one smoked regularly.

**Barry Caulter,
Blue Earth, Minn.**

The briar pipe does not deteriorate, although it may dry out considerably due to long periods of idleness, and as a result may seem to have been damaged, for the next smoke is sometimes dry and hot.

But subsequent pipefuls, especially if the tobacco is somewhat moist, will soon have the pipe smoking as good as new again.

**George Barling,
Corona, N. Y.**

Although the briar may not be damaged permanently, I think the pipe is not in prime smoking condition if it goes many days unsmoked.

During the time a pipe is smoked, the briar soaks up moisture and oils, and this impregnation sort of keeps the pipe in good smoking condition.

Just how long a pipe can rest between smokes depends upon a lot of factors such as the moisture and oil content of the tobacco usually smoked, the dryness (or humidness) of the air surrounding it when it is resting, and so on. A pipe

Pro and Con

"I wholly disapprove of what you say, but will defend to the death your right to say it."—VOLTAIRE.

This is the page set aside for the reader to discuss controversial questions pertaining to pipes and pipe smoking. Letters may be shortened, but the opinions expressed remain unchanged.

THIS MONTH'S QUESTION

"Does a briar pipe deteriorate in quality if not smoked at regular intervals?"

should rest, for it gets over-moist, and needs to dry out. But it should not be allowed to rest too long.

Smoking a pipe that has not been smoked for many weeks gives a rather foreign, impersonal taste. I believe any pipe should be smoked at least once a week if it is to be kept in top smoking condition.

**R. D. McClune,
Spokane, Wash.**

If the briar gets too dried out, it will split. Although this is probably a rare casualty, I have noticed some of my pipes split, and two were spoiled in this way. It may have been partially my fault because the pipes were stored in a drawer not far from a radiator. The constant heat dried them out and then split them.

I believe the greater danger in allowing a pipe to go unsmoked is that it dries out too much. The wood becomes brittle and is more likely to split under such a condition. Pipes should be kept in the humidior right along with the tobacco in order to keep them in proper condition for smoking. This would be the next best thing to regular, periodical use of the pipe.

**Ron Butterfield,
Miami, Florida**

The pipe can't be hurt, no matter how long it goes unsmoked. Recently a distant relative died, and in the back of a bureau drawer was one of his old pipes. I know he hadn't touched this pipe for many years, for although he did smoke pipes at one time, he hasn't in fifteen years.

I feel, therefore, safe in assuming that this pipe wasn't touched in 15 years. I cleaned it up a bit, removed a cracked and uneven cake, filled it with tobacco and smoked it. It tasted fine—even the first smoke. I can't see that its 15-year rest had hurt it in the least.

**Jack Meyers,
Augusta, Ga.**

I never let any of my good pipes go very long without smoking. I have a working circle of seven pipes, one for each day of the week, and any other pipe of the almost 100 in my collection takes a back seat and is seldom ever smoked.

Of my regular seven, each is smoked carefully, kept clean, and given six days of rest before being smoked again. Whether or not long rests would harm them, I do not know, but I do know that regular smoking does keep them in A-1 condition, and that's the important essential.

**V. M. Banning,
Galveston, Texas**

Indeed a pipe can rest too long. Don't be fooled into thinking otherwise. Of course if you don't care how your pipe tastes, if you don't mind smoking something that tastes like the dishrag once in a while, just leave your pipe untouched for a few weeks and you'll find out.

Of course, any pipe which rests unduly long can be rejuvenated and put back into good condition again, but it

NEXT MONTH

OCTOBER—*"How do you carry your pipe in the pocket in order to give the least bulge possible?"*

(Answers must be received by September 5)

NOVEMBER—*"What method or methods do you use to get the tobacco to stay lighted clear to the bottom of the bowl?"*

(Answers must be received by October 6)

Address all letters to "Pro and Con" in care of this magazine. Anonymous contributions will not be used. Send a picture of yourself if you wish. As many letters will be used as space will allow. Suggestions for future questions are also welcome.

means another breaking in process not unlike that given a new pipe.

Yes, the cake may already be there, but nine times out of ten the pipe that rests too long has lost its flavor and must be smoked three or four or five times before it tastes like itself again. If you don't mind those first few smokes, O.K., but as for me, I don't like them, and that's why I make sure all of my pipes are smoked regularly.

**Dr. W. Mason Brewer,
Chicago, Ill.**

I have noticed that pipes tend to become strong smelling and rancid if they are not used occasionally. Various cleaning and de-odorizing solutions may be purchased and employed to return the pipe to its sweet smoking condition, but I feel it is just as easy and perhaps better for the pipe to keep it in proper condition by smoking it at regular intervals. This prevents the pipe from having a chance to get stale and rancid.

**Robert Merrill,
Vancouver, B. C.**

It all depends upon where and how the pipe is kept during its long rest period. If a pipe, after it is used, is promptly cleaned with a pipe cleaner or two, and then placed upright in a pipe rack in a good current of warm, dry air, the pipe will soon be really dry, and it can wait a year if necessary before being smoked again.

But if it is taken in its usual wet condition, thrown in an air-tight drawer or similar receptacle where it has no chance to dry out, it just sits there and rots, eventually becoming beyond redemption.

All a person has to do is to take a couple of pipes and follow the two conditions just described to see for himself that a pipe, if not stored properly, really does deteriorate to the extent that it will become ruined beyond repair.

**H. C. Shocker,
Meadville, Penna.**

If the pipe is properly prepared for a rest period, it can remain as long as desired without any injury. Although I don't think a prolonged rest period does a pipe any good, surely it does it no harm.

Before a pipe is laid away for any length of time, I always clean it with a pipe cleaner or two thoroughly. Then I let it air out for a day or two, and then I replace the pipe cleaners in it. These are not placed there to soak up any excess moisture, but rather to prevent the air from drying out the inside of the pipe too much.

With such pre-conditioning, I believe

most any pipe can be permitted to rest for long periods without any harm being done to it in the least.

**Artis Child,
Hoboken, N. J.**

A clean pipe won't deteriorate if left for any length of time. Wood gets better as it gets older, pipe wood included. If a pipe does deteriorate between smokes, it is because of the foreign oils and moisture left in the bowl and shank. Clean these out and the pipe will last indefinitely, getting better, if anything, with the years.

**C. Earl McAllister,
Joplin, Mo.**

Pipes must be smoked to keep from going bad. Every time I lay a pipe aside and don't smoke it for a while, such as three months or more, the pipe tastes awful for the next few smokes. This has happened so often that I have made it a point to smoke all of my pipes regularly so that they don't have a chance to become tasteless, and otherwise disagreeable in flavor and smoking quality.

**Ernest Jackson,
Louisville, Ky.**

Give a pipe plenty of air and it can be allowed to rest indefinitely. The whole trouble with letting pipes lay around is that they are left dirty and uncleaned and the oils and moisture become stale and rancid and that is when the harm is done.

But clean the pipe first, and then put it in the pipe rack where it will have plenty of air circulating through the bowl and up the shank, and no harm will come to it no matter how long it is permitted to rest.

**L. O. Potter,
Eugene, Oregon**

The question poses two conditions: Does the briar deteriorate, and does the smoking quality deteriorate.

My answer is that both do deteriorate—to a very marked degree, but both can be brought back to normalcy by use. In other words, therefore, the deterioration is only temporary. The pipe is not permanently injured. The briar can do two things: Become saturated with tobacco moisture, or become dried out. Either cause the briar to deteriorate.

Obviously, the smoking quality is impaired at the same time. Only when the pipe is at its best does it give the best smoking quality, and this I believe to be at intervals of only a few days rest. Prolonged resting is sure to impair the smoking quality one way or the other.



AND—

this is but half the story.

The ENGINEER gives you 35 min. smoking. It is dry and cool and sweet because it has

NO stem vacuum.
No filters. No wet heel. No slugs.

Description on request

Satisfaction guaranteed.

Sport Type \$5 - Standard Type \$8

Order yours TODAY

GERHOLT INDUSTRIES

P. O. Box 149

Romeo,
Michigan



SMOKING PIPES REPAIRED

Hard Rubber

Stem Fitted

\$1.00

Write for

FREE Pipe

Catalog

Brandon Pipe Hospital, Dept. P.L. 3740 Richton Detroit 6, Mich.



Orders sent
C. O. D.



Outstanding Collection of 500 Pipes
18 Years of Collecting Effort
Meerschaums, Indians, Primitives, Mound
Builders, Oddities, 90% Antiques
Appraised by New York Experts \$8000
FOR SALE \$3500
GEORGE HOLLETT
580 Culver Road Rochester 9, N. Y.

Breaking In the New Pipe

(EDITOR'S NOTE: *Believing that caring for a new pipe is of primary interest to all readers, PIPE LOVERS presents in this column each month the recommendations suggested by America's leading pipe and tobacco manufacturers. This month's suggestions come from the Coronet Briar Pipe Company of Brooklyn, N. Y.*

THOUGHTFUL CARE of any good pipe will pay dividends in the end. The smoker who wants his pipe to last a long while and give good returns in smoking pleasure should treat it as something fine and not let it bang around needlessly.

One of the many advantages of a good briar pipe is the thickness of the bowl. It provides better, cooler smoking.

The bowl therefore, should be protected. When smoking your new pipe, or any pipe, outdoors in the wind, use a pipe cover, or cover it with your hand or some other suitable object so that the draft will not burn out the bowl. Once the bowl becomes scarred or slightly damaged by too much heat, it usually results in a burned out pipe which cannot be remedied.

Many men proudly call attention to the size of the carbon cake in their pipe. The carbon cake should not be permitted to get thicker than one-sixteenth of an inch. A "cake" larger than this may cause the bowl to split because of the difference in heat expansion.

When the cake becomes too thick, it should be reamed down to the proper thickness with a pipe reamer made for the purpose, a dull knife, or similar object.

A common fault among pipe smokers is to "knock out" their pipe against any handy object, whether it is a stone wall, concrete post, or other hard surface.

When removing the contents of your pipe, first pry it loose with a pipe spoon or other article intended for the purpose. It may then be removed by gently rapping the pipe against the pipe knocker on an ash tray or the palm of your hand.

The most common injury to pipes is the split shank. This occurs when the stem is removed in an unorthodox manner, or by removing the stem while the pipe is still hot. Never remove the stem immediately after smoking but wait until the pipe is completely cool. The observance of these instructions will result in many years of service from your new pipe.



PIPE

Helpful Hints and Ideas that

Steam Loosens Tight Stems

As most pipe smokers know, pipes that are left untouched for a few days or weeks tend to dry out so completely that they stick, often so tightly that there is danger of breaking or cracking the stem or shank when the stem is removed.

I have found that there is very little that can be done in such instance, and for this reason I did some experimenting on an idea which I thought, in theory at least, should work.

Take a dried out pipe, fill it up and smoke it a time or two. You will find as I did, that the moisture in the smoke is usually sufficient to loosen the tight joint. The warm smoke will also contribute to the situation by heating the shank slightly and thereby causing it to expand — not much — but usually just enough to permit the stem to be taken out safely. A bit of graphite or talcum powder will keep the tenon properly lubricated.

—JAMES C. WYMORE
St. Paul, Minn.

Pass 'Em Along

Pass along your ideas, short cuts, pet discoveries, and suggestions to fellow pipe enthusiasts. Contributors whose ideas are accepted and appear on this page are given a Ronson Lighter employing the "press, it's lit—release, it's out" action, together with a Ronson Servicer which consists of a full kit of lighter accessories, courtesy of the Ronson Lighter Manufacturer.

Send all contributions, with photos and diagrams when necessary, to the editor. This is your page. The other fellow wants to know what you've discovered that makes pipe smoking more enjoyable, the same as you like to read about his, so send yours in today.



Label Tells Which Tobacco

I was terribly embarrassed one time when I offered a friend of mine a pipeful of tobacco from my pouch. Upon tasting it he inquired as to what kind it was, and, much as I hate to confess it, I didn't know.

The reason was that I have several small pouches, all of the transparent kind, and I keep different types of tobaccos in them, since I usually tire of one blend all the time.

Personally, it never made too much difference to me which kind I smoked at any one time, but when this fellow asked me what kind I had offered him, and I couldn't tell him, that was more than I could stand.

I decided right then and there to invent some system that would mark the the pouches and thus identify the tobacco inside.

After trying several, I hit upon this extremely simple idea: Place a side of the tobacco carton inside the pouch with the tobacco. Since the pouches are transparent the name shows plainly, and the convenience is wonderful. When a new brand is placed in the pouch, the old label is thrown away and the new one inserted. It is always accurate, handy, and insures against any more embarrassing moments.

—DON LEACHMAN
Ft. Smith, Arkansas

CRAFT

Make Pipe Smoking More Enjoyable

MY FAVORITE BLEND

(Each month the editors of PIPE LOVERS award to the person sending in the best "Favorite Blend" a combination tobacco pouch. All contributions should be addressed to the editor.)

The following formula gives a nice, spicy smoke which is good for a switch over from regular blends:

White burley	1 1/2 oz.
Maryland	1 oz.
Virginia bright	1/2 oz.
Latakia	3/4 oz.
Turkish Yenidje	1/8 oz.

If the moistener in the humidor is soaked with port wine, and the mixture allowed to set for three or four days, a nice, heady, spicy smoke is the result.

—A. D. WILLIAMS,
Dover, Delaware.

Reamer Fits Key Chain

For the best care in regards to reaming your pipe, any expert will tell you that the reamer should be made for the pipe. Believing this is so, I have made several reamers to fit my various bowls, and since one fits a number of them, I put a hole through one end and I keep it on my key chain.

The original idea for this type of reamer came to me when I saw a dime passed through a rolling mill, but this would become a bit expensive if several were made, and anyway probably not many people have access to such a machine.

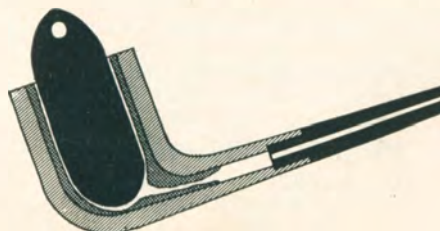
The answer, therefore, is to make these convenient reamers out of thin gauge metal or any similar material that will serve the purpose.

In laying out the reamer, measure the inside of the bowl with calipers designed for this purpose. The reamer is then drawn on metal and cut out with a hack saw. I have found it is best in

the long run to cut the reamer just a bit larger and then dress it down with an ordinary file. Obviously it should fit the contour of the inner side of the bowl wall and not fit too tight. It should miss the bowl wall of a new pipe by 1/16 of an inch on both sides, so that when the pipe has a cake, just the right amount will be reamed out, leaving the proper carbon thickness.

Of course any design may be made at the top of the reamer, but by rounding off about as illustrated, it can be easily carried on the key chain where it is instantly available at all times, and yet will not cause undue wear on the pockets and clothing.

—FRED F. CHELLIS,
New Haven, Conn.



Steam Used In Blending

I have been doing a bit of experimenting with steam as an added part of tobacco blending, and have found several pointers which I believe other pipe smokers, especially those who mix their own blends, would find of interest.

The use of steam to quickly humidify tobacco is pretty well known. The tobacco is placed in a cloth sack possessing a coarse weave, and placed over the spout of the teakettle. This puts ample moisture in a dried up tobacco is short order.

Another experiment I have encountered which I believe worthy of passing along is the use of steam which comes from boiling wine. This is used to impregnate a mixture and thereby make it ready for instant use.

For best results the wine should be deluted with water (about 2 parts wine to one part water) and placed in a small teakettle or similar receptacle which has a spout thus directing the steam to one centralized point.

After the mixture has been made up, place it in a sieve and hold on over the steam, turning the tobacco constantly. When the tobacco is pretty damp almost to the point of being sticky, take it out of the sieve and place it in a humidor.

The packing will keep the flavor in, and although it is ready at once for a smoke, it will improve by standing a few days.

Steam that comes from a preparation of plain water with a few drops of any of various extracts added is also a good wrinkle. Vanilla, apricot, chocolate, and black walnut are some of the favorites, but others will prove to be worth while investigating.

The amount of extract to add to the water will depend upon the strength of the particular extract. Usually a few drops in six or eight ounces is enough. The preparation should be rather strong to the taste. Prolonged steaming from a weak solution will cause the tobacco to become overly moist, and for that reason the solution to be boiled must be rather strong.

The variations possible by steaming tobacco mixtures from various concoctions has afforded me no end of pleasure as well as given me new tastes in tobacco mixtures. I believe other pipe smokers will find this to be true, as I have.

—DALE AITKEN
Yellow Springs, Ohio

Pipe Clubs

Members of Mohawk Pipe Club Select Tobacco Mixture to be Known as Official Club Blend

LEAVE IT TO the Mohawk Pipe Club to again come out with a new and novel idea—at least new from a pipe club activity standpoint. These energetic pipe smokers have concocted their own private blend. Not only have they concocted it for their own use, but they have placed it on sale to the general public as well.

The story behind this blend, which the members have named The Mohawk Pipe Club Mixture, is a most interesting one.

Early this spring the members got together and decided they should have a club mixture—one which they originated and which would be approved by the majority of the members.

So the call went out for each of the members to bring to the next meeting his favorite formula, or one which he would like to submit for the others to consider.

The members spent considerable time tasting and experimenting with the various blends that were suggested. Some lacked strength, some were too strong, others didn't have the amount of flavor the group wanted in a tobacco, some were too heavy, and to sum it all up, a great variety of blends were tested and tried.

The group decided that if the blend was to carry their name, and if it was to be smoked by outsiders as well as themselves, it must be a very good, all-round, full bodied blend.

After a bit of discussion, and perhaps some arguing, a decision was finally made. The group was then confronted with the problem of getting someone to make up the blend in the amounts that would be required, so they approached a local tobacconist who, incidentally, was a member of their group, and asked him if he could and would put up the mixture for them.

He agreed to do so.

Now that the blend had been taken care of this far, the members realized that some sort of a label would be required. However, this didn't result in



much of a problem, for the club quickly decided to use their regular club emblem together with the words "Mohawk Pipe Club Mixture." The straightforward name leaves no doubt as to what the blend is or how it originated.

The formula selected is one of which the members may be proud. Although it is mild, it retains a certain zip and tang which tend to set it apart from the ordinary mixture. It is full bodied in flavor, and smokes nice in the pipe. Whoever made up this formula for the club knew what he was doing and the group has reason to be proud of the result.

It is not the intention of the club to

PIPE CLUBS

*Are you a member of a pipe club?
Would you like to join or help
form one in your community?*

If so, write in and tell us and we will promptly advise you as to the name and address of the nearest club in your community.

If there is no club in your town or locality, we will put you in touch with other pipe smokers interested in forming a local pipe club if you so desire.

Write to

PIPE LOVERS MAGAZINE

**532 Pine Avenue
Long Beach 12, California**

pass any regulation stating that all members must smoke the club mixture. But the club has taken so much pains to select a good mixture that they hope the members will all want to smoke it most of the time.

As a club activity, the creation and selection of a club blend is a good morale booster. Other clubs might copy the project, for it not only gives the club something to work on for a few weeks, but it serves as a connecting link to keep the group more closely knit together.

New Clubs

CHICAGO, ILLINOIS

From the windy city comes another request for information on starting a pipe club there—one with the accent on former G.I.'s. The request comes from Joseph Sebek of suburban Berwyn who is interested in some kind of an organization among his friends.

Sebek, a member of the G.I. Pipe Smokers' Club, is considering opening a "branch" of the international organization in his vicinity. He has inquired concerning details for the organization of a club among the members of his foreign wars post.

Sebek reports that some headway has already been made in this direction, and notices have already appeared in the local press which have resulted in considerable interest in the new group.

BURBANK, CALIFORNIA

A new pipe club has been formed among the employees at the Lockheed Aircraft plant in Burbank, and is known as the Lockheed Pipe Club.

Their first meeting brought out fifteen pipe enthusiasts who signed up as charter members and who look forward to greatly increasing the size of the group in the fall and winter months.

The initial get-together was held at a local cafeteria and the feature of the evening was an address by Calvin Mickle, manager of a pipe shop in nearby Los Angeles.

The club has selected the third Friday of each month for its meetings and plans to have a noted pipe or tobacco authority as its guest speaker.

As an added feature each meeting, a fine and expensive pipe will be given as a door prize.

Officers elected at the first meeting are Bert Brackman, "The Big Smoke," Rand Misemer, secretary and king pin in the club's organization, and Ralph Walsh, treasurer.

"Famous Makes of British Pipes" is

the subject assigned for presentation at a later meeting by an authority on the subject.

Club Doings

CRESENTA-CANADA

"The Cresenta-Canada Pipe Club is getting under way in fine shape, now having a membership of 20 members," writes Ed Copeland, one of the founders of the new group.

"We meet every other Monday in a local dining room, and the night selected seems to have been a good one. At the last meeting Mr. Frank Hays, West Coast representative for the Weber Pipe Company, gave a very fine talk on briar

pipes and answered many questions for the members. He is an interesting speaker and he really knows pipes.

"We have no dues or officers as yet, but expect to discuss this matter at a later meeting.

"All of the members read PIPE LOVERS regularly, and many of the articles appearing in the magazine are discussed at each meeting.

"We welcome any pipe smokers in our area who are interested to meet with us and join the group if interested."

Pipe smokers in this area who would like to sit in on some of these fine meetings can get further details by contacting Mr. Copeland at 2326½ Honolulu Avenue in Montrose, California. He extends an invitation to anyone interested to attend.

Meeting Programs

The programs which are conducted at pipe club meetings are the most important part of the organization. True, fellowship among members counts for a lot, but unless there is some good program at each meeting, members eventually lose interest and discontinue to attend. And no one can blame them.

This doesn't mean that programs must be formal—far from it. Formal meetings, preceded by a dinner, with a well known speaker are fine now and then, but they need not become the regular routine.

Informal discussions led by one of the members on a certain assigned subject are always a good idea. Members want to learn more about pipes, for that is the reason they join. If they know that at every meeting they will broaden their knowledge on the subject, they will continue to attend.

In such discussions, try to get the members to take part. Some will want to do all the talking while others will be inclined to sit back and say nothing. Give them a chance. It makes a member feel better to know that he has contributed a little something.

Have a meeting new and then on tobaccos. So many times programs consist only of pipe subjects. Tobacco is fully as important a part of pipe smoking as the pipe is. Don't stop with the discussion of the various types. Try blending some night. To many members this will be a new and unforgettable experience.

Keep the programs varied. Don't have two topics on the same subject in succession. If a subject proves popular don't repeat it right away. Wait a few meetings before tackling that subject again.

Pipe Club Directory

Pipe clubs already formed or now in the process of being organized are listed below. Persons interested in joining these groups should contact the name given.

CALIFORNIA

BURBANK—
LOCKHEED PIPE CLUB
Rand Miesemer
4644 Verdugo Road
Los Angeles

GLENDALE—
JOHN ST. EDMUND
140 North Louise

HOLLYWOOD—
C. W. DAVISON
726 N. Gramercy Place

LAGUNA BEACH—
FRED S. WHITFORD
General Delivery

LONG BEACH—
ROBERT SHERBONDY,
338 Walnut Avenue

LOS ANGELES—
CY PRUNER
3807 S. Hill Street

MONTROSE—
ED COPELAND
2326½ Honolulu Ave.

SAN FRANCISCO—
ROBERT H. PURCELL
830 Hyde Street

FRED PARDINI
730 Avalon Ave.

SANTA MONICA—
ED KOLPIN
220 Santa Monica Blvd.

COLORADO

DENVER—
HENRY F. KOKENZIE
4211 Green Court

DIST. OF COLUMBIA

WASHINGTON—
HILTON J. PATTON
24½-14th St. S. E.

ILLINOIS

BERWYN—
JOSEPH SEBEK
3732 Lombard Ave.

CHICAGO
HAROLD CLAUSSEN
2604 Milwaukee Ave.
WILLIAM HORN
1348 N. Lawndale Ave.

DE KALB
C. R. MILLER,
231 East Lincoln Highway

GALESBURG—
FRED M. RAINEY
963 E. Main Street

INDIANA

INDIANAPOLIS
PAUL H. CHILDERS
4631 College Ave.

IOWA

DAVENPORT—
FRANCIS O. WALSH
1113 East 15th Street

KANSAS

TOPEKA
KARL L. KNOLL
2835 Burlingame Road

MARYLAND

BALTIMORE—
C. BARCLAY YOUNG
3714 The Alameda
Ednor Gardens

MASSACHUSETTS

BROOKLINE—
THOMAS TURNBULL
98-A Longwood Ave.

WORCESTER—
J.L. BYRNE
5 Pearl Street
Milbury, Mass.

MICHIGAN

EAST LANSING—
JAMES APOSTLE
Quonset Hut No. 16
Michigan State College

LANSING—
LEONARD DEASON
2014 Beal Ave.

MINNESOTA

ST. PAUL—
CONRAD L. ERTZ
Fifth and Robert Sts.

MISSOURI

KANSAS CITY—
BOND PERLETH
3722 Wabash
ROGER NAVRAN
621 W. 57 Terrace

NEW YORK

BROOKLYN—
JOSEPH F. CONIGLIO
86 Avenue "S"

S. B. ZUKERMAN
1530-52nd Street
HEMPSTEAD—
DONALD E. SMITH
76 Prospect Street

NEW YORK—
W. P. COLTON, JR.
145 E. 74th St.

SCHENECTADY—
MOHAWK PIPE CLUB
C. A. PIERCY, Pres.
Box 27, Ballston Lake

OHIO

CINCINNATI—
JOHN F. GALL
3758 Montgomery Road
Norwood, Ohio

DAYTON—
WM. L. DAHLE
815 Neal Ave.

GREENVILLE—
E. R. HUFNAGLE
P. O. Box 35

TOLEDO—
JOHN A. MURPHY
1581 Jermain Drive

OREGON

PORTLAND—
WALTER H. POST
6114 S. E. 87 Ave.

PENNSYLVANIA

GREENCASTLE—
J. L. SHACKELFORD
33 East Baltimore

PHILADELPHIA
B. B. CHERRY
6107 N. 8th St.

TEXAS

COMMERCE—
RALPH MC DONALD
1108 Main Street

WASHINGTON

SEATTLE—
CARL W. BROOME
943 12th Ave. North

WEST VIRGINIA

FAYETTEVILLE—
MR. BEN D. KELLER

Club Assistance

The editors of Pipe Lovers have just prepared a complete set of instructions and suggestions on how to organize a pipe club.


All of the essential points are discussed. It will be mailed free upon request to anyone who is interested in organizing a pipe club.

WHAT'S NEW?

Sliding Cap is Featured On Weber's New Windpruf

Great Idea For Sportsmen

Campers, hunters, sportsmen, and all pipe enthusiasts who like the great outdoors as well as a good pipe will welcome the new Windpruf, latest creation to be announced by the C. B. Weber Company of New York, N. Y.



The pipe is described as a smooth-functioning cover pipe for all-weather use. It is so made that the cover, which is hinged to a sliding arm, may be removed in a split instance with one finger. Then, after the bowl of the pipe has been filled, the cover is returned to its position over the bowl just as rapidly as it was removed. It can be taken completely away from the pipe if desired, as it is in no way fastened to any part of the bowl or shank.

The new Windpruf resembles very closely the poker shape. The shank is square, as is the outside of the bowl. The shape permits the pipe to rest upright on a table top without spilling over.

Ashes do not have a chance to spill out, for the metal cover protects the contents of the bowl all the time. The series of perforations in the grilled top are sufficient to permit plenty of air as the pipe is smoked. It is not necessary to remove the metal cover when lighting the pipe. The match is held next to the grill and the flame pulled through it.

The new pipe is described as being light in weight and made of imported briar. It is available in walnut, plum, or natural finish, and is now carried by most leading tobacconists and pipe shops throughout the country, according to the manufacturer.

Briarmeer Is Announced

Officials of Briarcraft, Inc., have just announced the addition of the Briarmeer DeLuxe to its present line of pipes.

The announcement stated that the Briarmeer is made of aged imported briar and has an inner bowl which is made of meerschaum. It is fitted with a lockmount assembly.

Shipments of the new pipe have already been made to dealers nationally, and they are already on display in most sections of the country.

Tourists' Tobacco Limited by French

Going to Europe? Better think twice about the tobacco you take along.

The French National Tourist office has just advised American tourists who expect to visit France in the future that any tobacco which they intend to use on their journey must be carried with them in their hand luggage only.

That country now imposes a large tax on all such tobacco brought within its borders, permitting 2000 grams to be imported free of charge. Even the duty-free allowance, it is emphasized, must

be carried in hand luggage only.

Any tobacco found in trunks and general luggage will be taxed, even if it is under the 2000 gram allowance, the bureau stated.


Same Day Service Announced by Steg

Speedy service on pipe repairing with accent on the word speed has just been announced by the Steg Pipe Craftsmen of Syracuse, N. Y. Prior to this time the firm has advertised five-day service on any repair job, but now they guarantee to have the pipe in the mail the same day as it is received.

Steg's enlarged facilities due to increased patronage have made this move possible. This is probably the fastest pipe repair service in the country. Steg does general repairing of all pipes, makes and fits new stems, and offers other services as well.

Convenient Case Holds Two Pipes

The traveler will be interested in this new and attractive carrying case which



serves as a protective covering at all times.

Holding two pipes, the case features a zipper all around the edge which permits easy opening and closing. It is avail-


able in assorted grains as well as in genuine pigskin.

It slips easily into suitcase, pocket of car, or luggage of any kind, and the tight fitting cover keeps odors from permeating other articles near by. Pipes cannot become marred or broken. It is attractively finished and makes an ideal gift for pipe smokers who do much traveling around.

It is not heavy, weighing approximately four ounces. It is a product of the Prudent Products Company of New York, N. Y.

Lighter-Pencil Combination

Lighters that light a pipe as well as write are a new innovation just announced by Mission Metalcrafters of Santa Barbara, California. Similar to an ordinary lighter, this combination also features a pencil as illustrated here, thus serving double duty in a man's already crowded pockets.



Known as the "Hava Lite," the lighter - pencil is about 5½ inches tall and combines many features that appeal to busy smokers. The patented sliding snuffer cap is ideal for tamping down the freshly lit tobacco in a pipe, thus

preventing burned fingers and assuring smooth even burning of the tobacco.

This pencil lighter is described as precision made of anodized aluminum in a choice of maroon, green, blue, gold, silver, black and combinations of these colors. A patented self adjusting clip holds securely to all weights of clothing.

An extra large airtight fuel chamber, fiberglass permanent wick, automatic pencil mechanism and fool-proof positive lighting are featured. The snuffer cap, clip and pencil mechanism are silver plated.

American to Televis

Football games are scheduled to be televised this fall, the sponsor to be the American Tobacco Company. Officials

have pointed out that the plans are experimental with the idea being to see what kind of a receptance is found among the public for this type of program.

Welcome Mixture Is Back Again

Persons who smoked Welcome Mixture before the war will be interested in the announcement that this blend is once more being sold, according to the Tobacco Center of New York, its manufacturer.

It may be obtained in pocket sized packages as well as four, eight, and sixteen ounce packings. It is flavored with chocolate.

Stroller Pipe Is Announced

The new Stroller pipe, a product of the Briarlee Pipe Company of New York City is now being displayed in pipe shops throughout the country.

It is said to be available in a variety of shapes and is also available in a hand carved model.

Capacity of New Walnut Rack is Fourteen Pipes

Is Easily Transported

A portable pipe rack that makes it easy to transport pipes from one room to another is now being manufactured by the McDonald Products Corporation of Buffalo, New York.

The rack has a capacity for fourteen pipes, seven on each side. It is described as being sturdily constructed of solid walnut, and well finished in the most modern of clear lacquers.

A pipe rotation lasting two weeks is possible with the capacity provided. The rack is light in weight and consumes a minimum amount of space for the number of pipes accommodated.

The new rack is on sale in most shops

Pouch with Regimental

A combination deal consisting of a plastic roll-up tobacco pouch and a package of Regimental tobacco mixture at an attractive price has recently been announced by the John Middleton Company of Philadelphia.


Some shops already have this new combination offer, which is said to sell for less than the value of the pouch alone.

Empire Issues Pipe Shape Chart

A brand new pipe shape chart has just been put out by the Empire Briar Pipe Company of New York, N. Y. The booklet contains 56 illustrations of the various pipe styles put out by the manufacturer, and will be a handy reference book for all pipe smokers.

From now on, a copy of the booklet will accompany each pipe leaving the factory. Company officials have said it is dedicated to "... those men who understand and love fine pipes."

Reading matter tells something about



handling racks and pipe smoker's accessories.



WHAT'S NEW? continued

the manufacture of Emperor pipes and includes descriptions of imported briar, how it is obtained and where it comes from. A copy may be obtained free of charge by writing the Empire Briar Pipe Company, 608 Fifth Avenue, New York City, N. Y.

Tobacco Movie Is Completed

The new motion picture "Tobacco Valley" has now been released and is available for showings to groups. Narrated by Lowell Thomas, it tells the story of the production of tobacco in the Connecticut valley, starting with the planting of the seed right on through the harvesting of the leaf.

The film, which is in color and sound, runs 27 minutes. It is available for club and group showings free of charge, and may be obtained from the Shade Tobacco Growers Agricultural Association at 148 State Street, Hartford, Conn. It is proving to be a very popular film, and requests for showings should be made well in advance of the date desired.

New Bantam By National


A new pipe known as the Forecaster Bantam has recently been announced by the National Briar Pipe Company of Jersey City, N. J.

The name is derived from the fact that the pipe is a duplicate of the regular Forecaster pipes, except that it is somewhat smaller in size. It is described as perfectly balanced and slightly "stubby."

It is available in smooth and carved finishes, and is made of imported briar, according to the manufacturer. Distribution has already begun among the nation's pipe shops, and the new Bantam is already on display in many sectors of the country.

Weber in New York

The C. B. Weber Company of Jersey City, N. J., has recently opened an office in New York to be known as Weber Briars, Inc. A full line of Weber pipes is on display in the new location.



Pipe Tobacco Compressed In New Space Saving Cake

Ideal for Sportsmen

Pipe smokers who have often complained that the tobacco they smoke takes up a lot of room in their pocket will be interested in a new type of pipe tobacco which has just been introduced by the Christian Peper Company of St. Louis, Missouri.

Known as Krumble Plug, the tobacco is sold in the form of a cake which takes up very little room in the pocket. It is made by compressing three ounces of this new pipe mixture into cake form, thereby consuming little space in the smoker's pocket.

The photograph above shows two "plugs" of the new mixture. That on the right is just the way it comes to the smoker, while that on the left shows the amount of tobacco that goes into the "cake."

The manufacturer has been working on this product for many months (it was first mentioned in this magazine last October) but numerous obstacles were to be overcome before it was ready for sale to the public.

There was, for instance, the matter of moisture. It was found difficult to compress a few ounces of smoking tobacco into cake form and still retain the right amount of moisture for a proper smoke.

The new product should not be confused with plug cut, for it is not in the least similar. Whereas plug cut is a slice from a cake of compressed leaves of one or more kinds of tobacco, the new Krumble Plug is a compressed mixture. The tobaccos are blended first—in fact,

the product is all ready to be smoked, but is then compressed in order to save room in the smoker's pocket.

Obviously it does not dry out as fast. When the smoker desires to fill his pipe, he krumbles enough of the cake to fill the bowl, and then proceeds to tamp and light it in the customary manner.

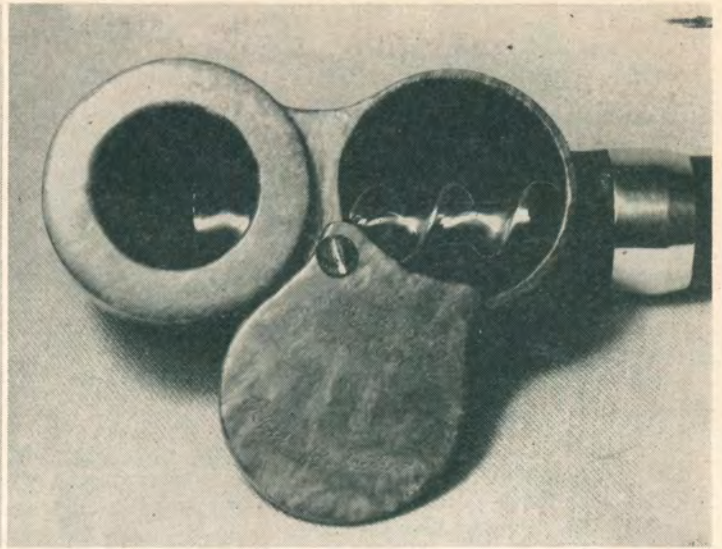
At present Krumble Plug is available in three-ounce cakes, but the space consumed is about the same as one ounce of ready-to-smoke tobacco. Also, a light weight tobacco pouch is included with each cake which protects it while in the pocket and serves as a convenient form for carrying the new product. It can be krumbled as needed, that is, before each pipeful is smoked, or, if preferred, enough to last a day can be krumbled each morning.

Sportsmen, travelers, and others who have little extra room will find the new compressed tobacco to be just what they have always wanted, for it permits them to carry along a maximum amount of a pipe mixture at a great saving in space.

The blend itself is mild and of high quality. It is not aromatic and yet has a pleasing aroma and flavor. Since it was intended primarily for sportsmen and similar outdoor men, the blend is full bodied and tastes good out in the open. In other words, the manufacturer has tried to put out the type of blend generally liked by this category of pipe smoker.

The new Krumble Plug comes wrapped in lead foil, and is packed, with the pouch, in an attractive gift type brown box. It will keep indefinitely in the original packing, it is claimed.

It is now being shipped to pipe shops nationally.



Tobacco Fed Automatically In New Thayne Stokre Pipe

Great Capacity Is Feature

Here at last is good news for the pipe smoker who wants a long smoke without the necessity of having to stop every so often and refill the bowl. The new Thayne Stokre feeds tobacco into the bowl just as a furnace stoker feeds coal from the hopper into the bin.

This feature is accomplished by a long shaft fastened to the bit which turns with a twist of the bit and in so doing sends a small amount of tobacco from the storage bowl into the bowl where the fire is located.

The pipe itself is very little if any heavier than an ordinary pipe of this size. Although it looks heavier due to the double bowl, only the outer bowl is of the regulation thickness. The storage bowl wall is almost paper thin, made possible by the fact that since no fire is in this chamber, thickness is not required. This serves the double purpose of making the pipe much lighter, and at the same time creating storage space for more tobacco.

In smoking the pipe, the user merely fills both bowls full of tobacco, lights the proper one, and proceeds to smoke as usual. As the tobacco burns down, a couple of turns of the shaft sends more tobacco into the bottom of the bowl with the result that smoking can continue unabated.

This eliminates wet heel, for the moisture is obviously raised up higher into the bowl as additional tobacco is stoked in.

The smoker can keep the tobacco at any level he chooses, and the pipe tends to stay lighted longer because the stoker action keeps the tobacco loose and at the bowl level where it gets sufficient air.

Thayne Robertson, of the House of Robertson, Boise, Idaho, makers of the new pipe, says he first started working on the pipe seven years ago. A friend suggested the stoker as a jest, but Thayne gave it serious consideration. At the end of two years he had a working model, but the bowl was too large and it ground the tobacco up causing it to be drawn into his mouth. His next model which was completed a year later was still too heavy and looked like a boiler factory, even though it worked fairly well. The trouble was to perfect a good pipe that operated properly, held enough tobacco, and yet was nicely shaped and balanced.

When the final design was approved, Robertson says no manufacturer would tackle the job. They said the thing couldn't be made, and if it were it wouldn't work. Special machinery, they advised, would be far too costly to develop.

So Robertson decided to do the job himself, by hand. The result is as nice a

piece of workmanship as any man could ask for.

The engineering problem was no doubt a tricky one to figure out, although upon inspection of the pipe it looks relatively simple. At first glance an ordinary smoker would say the pipe isn't tight—that air would leak in from the storage bowl. Such is not the case, however, for the stoker shaft keeps the pipe air tight at all times and produces a good smoke.

The construction is also simple, and the entire stoker shaft and assembly come out quickly and easily which permits ease of cleaning. An ordinary pipe cleaner can be run down the inside of the shaft as with any pipe.

Smokers familiar with the problems of pipe making and the peculiarities of briar will recognize that the frequency of imperfect pipes is larger due to the much greater surface area inherent when a double bowl arrangement such as this is made instead of the usual single bowl pipe. The manufacturers report a much higher degree of rejects for this reason.

The pipe (regular bowl and storage bowl) will hold almost a quarter ounce of tobacco. This is four times the normal amount held by a pipe, and of course means that the pipe will smoke almost four times as long without refilling. It is not necessary to do anything to the pipe at night except to tap out the ashes and lay it aside. In the morning it can be relighted without any further attention and smoking begins where it left off the night before. Cake is said to form in the pipe the same as with any pipe, for the tobacco being pushed upward in the bowl has no detrimental effect on this carbon formation.

The Thayne Stoker is now available in the standard shape pictured above, and will soon be obtainable in the popular bent.

Moving?

When sending a change of address, please be sure to include your old as well as your new address. This is important. Thank you.

Books

BOOK REVIEW

HOW TO SCRATCH A MATCH, by Millard C. Faught. 5x6½ in. paper and cloth comb., 32 pages with 20 pen and ink illustrations by Jefferson Machamer. Published by the Garden City Publishing Company, Garden City, N. Y.

Why do men smoke pipes? Just to see the smoke come out? Oh, no. The smoke is simply a convenient way of telling whether or not the tobacco in the bowl is still burning.

That is the beginning of Millard C. Faught's new book entitled "How to Scratch a Match, and Other Secrets of Successful Pipe Smoking," which has just made its appearance.

The book doesn't pretend to be a serious treatise on the subject, as the above introduction clearly indicates. Instead, its primary purpose is to tell pipe smokers about other pipe smokers, and in a way that will bring one laugh after another.

Jefferson Machamer's hilarious illustrations add much to the text, serving to depict, if such is necessary, the great observations discovered and reported in author Faught's inimitable style.

He attempts to answer his original question as to why men smoke pipes, and the examples he describes will be found more than just amusing by any pipe smoker. He starts out with college boys, many of whom, he says, smoke small bowl pipes which won't stay lit too well and thereby give the freshmen good practice in lighting matches which comes in handy in later years.

One of his most amusing incidents concerns a hen-pecked husband who is a pipe lover of the first order, but whose wife has tabooed pipes and tobacco. When a young man asks to become the hen-pecked husband's son-in-law, the aroma of the young man's pipe wins his instant approval, primarily so that the son-in-law may live next door and smoke his pipe on the front porch, letting the smoke drift over towards the old man's front door. Several more incidents follow, all summarized with the fact that, after all, the inborn ability to keep a pipe lit on one match is still the one infallible test of a philosopher and a true pipe smoker.

Probably no colleges or universities will use the book as a textbook this coming year, but for a bit of good humor and all-round satire on the subject of pipes and pipe smokers, this book hits the spot.

MAKING A BULLDOG

[Begin on page 268]

and wiped off immediately. No stain should be put inside of the bowl.

A good wax coating is probably as good a finish as can be given a pipe. Wax can be applied in numerous ways, but I prefer to use Carnauba wax and apply it with the aid of a soft buffer. Carnauba is probably the best wax for this type of work. It is expensive, and right now is somewhat difficult to obtain. It is a very hard wax and is applied to the buffer with one hand while the other hand holds the pipe to the buffer.

The first coat of wax will soak into the wood quite readily, and the following day a second coating of wax should be applied. Continued buffing will give a fine high gloss to the pipe and show up the grain to advantage.

If the newly made pipe is compared to a professionally made model of the same shape, the worker can easily compare notes and see what kind of a job he did. Of course, the professional pipe is made

on a frazing machine which shapes it automatically, and your first hand made bulldog can't be expected to compare with it, perhaps, but your second pipe and your third pipe will show improvement. You will learn the little things that can't be described on paper—little things that come only through experience.

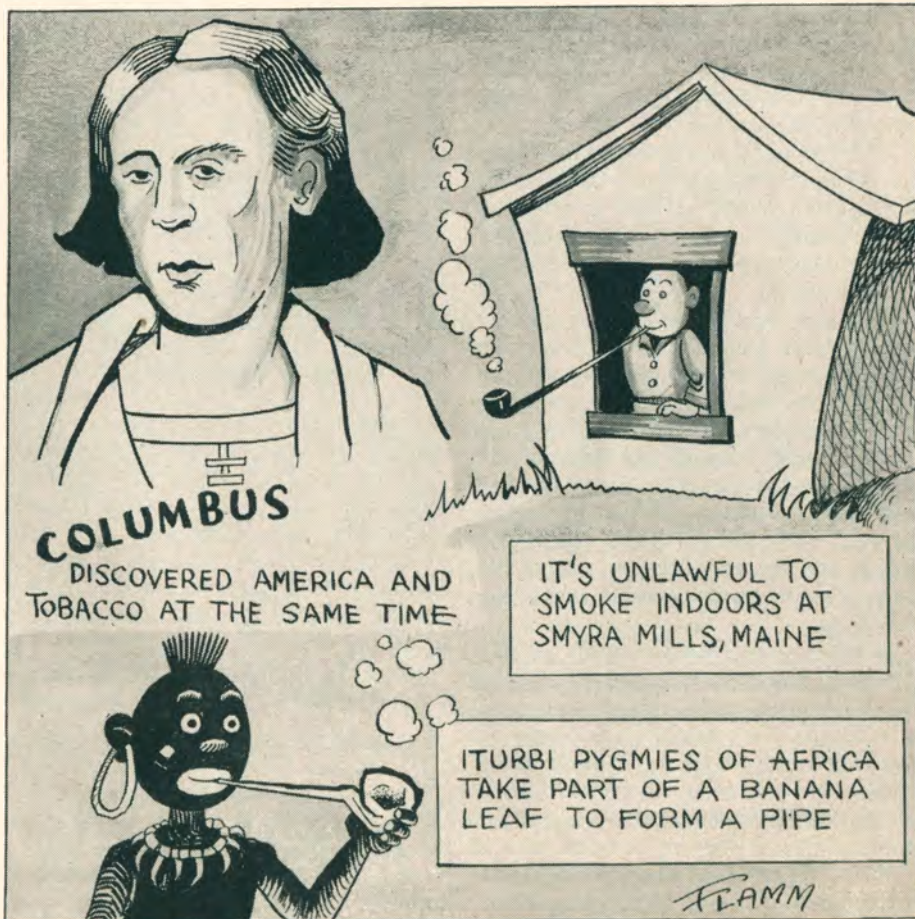
The pipe which was made while these illustrations were photographed was completed in two hours—or, without having to stop and pose for the photographer, would have been completed in about an hour and a half. I would guess that half of the time was spent in shaping the bowl and the bit, and the other half in sanding, polishing and finishing. In other words, it takes as long to shape a pipe as it does to finish it.

If you have never made a bulldog before, my primary suggestion to you is that you go slowly and not try to make the pipe in ten minutes. Take your time, and turn out something really worthwhile. Next month I'll describe how to make a bull moose, a shape that is more difficult than the bulldog.

PIPODDITIES

Source of any item depicted sent on request.

By George R. Flamm



SMOKE BLENDING

[Begins on page 266]

bowl is packed more loosely than the others, it will draw faster with the result that the others will not give off as much smoke as they should and the blend of the smoke will not be uniform.

WHEN LIGHTING the tobacco, it is not necessary to light all of the bowls at the same instant. If there are several assistants handy, it is perfectly all right to do so, but if one person tries it, the process will be found to be complicated and difficult.

Light the largest bowl first, and when it is well lighted, then apply the match to the next largest, and so on until all are lighted evenly, for if one is only half lighted, it is not giving off its full share of smoke, and the blend will not be as intended.

By the time the smoker has gone this far, any errors in the process will present themselves and can be easily corrected. Also, the possibilities available with smoke blending will begin to present themselves, and the smoker who thought he had tried everything in the field of pipes and tobaccos will suddenly find an entirely new horizon has opened up for him.

One of the first results will be an apparent changing of the taste as the bowls are smoked. This usually signifies that one of the bowls has gone out and should be relighted.

Another common trouble, perhaps the most common, is that the taste of one tobacco fails to be noticed while another may predominate more than intended. This usually means that the tobacco was not packed evenly in the bowls. A tobacco which predominates is usually burning more rapidly than the others, and a repacking job may be necessary. A little experience will show the novice just how firmly each bowl should be packed. Some tobaccos, it will be found, must be packed tighter than others to give the same rate of burn—problems which smokers of the conventional pipe never have to worry about. The usual problems of a tobacco too wet or too dry will give added trouble, and the best way to eliminate these difficulties is to keep all the tobaccos in open packages inside the same humidior.

A bit of experimenting on the part of the smoker will do more to acquaint him with the necessary requirements of smoke blending than a thousand words of description here. The general pointers have been given, and when once tried, the varieties of the process will begin to present themselves.

BLIND SMOKERS

[Begins on page 270]

few puffs of that and my taste returns again."

He has all the common tobaccos in his blending jars, and a few that aren't so common. "I started blending just for the fun of it," he says, "and I have kept it up ever since. I can get any kind or type of mixture to suit my needs, and this is the primary reason why I always mixed my own."

Hanssler's study is very convenient, providing him with the maximum amount of convenience. His pipes partially cover one wall while books cover another. Although he cannot read them now, his friends and family take turns reading them to him while he sits comfortably in an easy chair and enjoys one of his many pipes and his home-blended tobacco.

ARCADIA MIXTURE

[Begins on page 272]

I might not like to take the responsibility of introducing you to the Arcadia. This mixture has an extraordinary effect upon character, and probably you want to remain as you are. Before I discovered the Arcadia, and communicated it to the other five members of our group, we all had distinct individualities, but now, except in appearance—and the Arcadia even tells on that—we are as alike as holly leaves. We have the same habits, the same ways of looking at things, the same satisfaction in each other.

"No doubt we are not yet absolutely alike, but in given circumstances we would probably do the same thing, and, furthermore, it would be what other people would not do. Thus, when we are together we are only to be distinguished by our pipes; but any one of us in the company of persons who smoke other tobaccos would be considered highly original. He would be a pigtail in Europe."

THE ARCADIA MIXTURE is credited with almost every change for the better in the author's life. "Among the first effects of the Arcadia," he relates, "is to put an end to jabber. Gilray, one of our group, had at one time the reputation of being such a brilliant talker that Arcadians locked their doors on him, but now he is a man who can be invited anywhere. The Arcadia is entirely responsible for the change.

"Perhaps I am the most silent of our company, and hostesses usually think me shy. They ask ladies to draw me out, and when the ladies find me as hopeless as a sulky drawer they call me stupid. The charge may be true, but I do not resent it, for I smoke the Arcadia Mix-

*Make Your Own Pipes
with Imported*

BRIAR BLOCKS

All Good Quality for Making
Pipes in the Home Workshop.

NEW LOW PRICE
50c EACH
in any quantity

All Blocks Are Sent Postpaid
to Any Address in the U. S. A.

Cash, Check, or Money Order
Must Accompany Order.
No C.O.D. Shipments.

Satisfaction Guaranteed
Or Your Money Back

Send Your Order TODAY

R. JENSEN

Box 424

Moneta, Calif.

PIPES REPAIRED

Bits turned to fit from hard, vulcanite rubber by experienced pipe makers. No obsolete hand chisel methods used.

**PIPES IN RETURN MAIL
SAME DAY AS RECEIVED**

Send for free 32 page illustrated catalog
of pipes and price lists.

STEG PIPE CRAFTSMEN

200 West Water St. Syracuse 2, N. Y.

**They're Going Fast
But We Still Have a Few Left**



Bound Volumes of
PIPE LOVERS

for the year 1946

in attractive maroon leatherette
\$6 postpaid

Order today through your local dealer
or direct from

PIPE LOVERS MAGAZINE

532 Pine Ave. Long Beach 12, Calif.

ture, and am consequently indifferent to abuse."

So wonderful was the Arcadia, we are told, that it was never introduced to a man until he was well known. "I seldom recommended the Arcadia to men whom I do not know intimately," the author relates, "lest in after years I should find them unworthy of it." He admits he apparently made mistakes of that kind, for he says, "If, after trying Arcadia, the lucky smoker to whom I presented it did not start to seize my hand, or otherwise show something exquisite had come into his life, I at once forgot his name and his existence."

His description of how his good friend Gilray reacted to his first contact with the Arcadia is one of the high points in the book's description of the divine blend. Gilray was despondent over the refusal of a certain lady to answer affirmatively when he popped the question, and was trying to be miserable. "I approached Gilray then," writes Barrie, "and without a word handed him my pouch, while the other fellows present drew nearer. Gilray pushed the tobacco from him, as he might have pushed a bag of diamonds that he mistook for pebbles. I placed it against his arm, and motioned to the others not to look. Then I sat down beside Gilray, and almost smoked into his eyes. Soon the aroma reached him, and rapture struggled into his face. Slowly his fingers fastened on the pouch. He filled his pipe without knowing what he was doing, and I handed him a lighted spill. He took perhaps three puffs, and then gave me a look of reverence that I know well. It only comes to a man once in all its glory—the first time he tries the Arcadia mixture—but it never altogether leaves him. 'Where did you get it?' Gilray whispered in hoarse delight. The Arcadia had him for its own."

THROUGHOUT the book, Barrie refers constantly to the powers of the mighty Arcadia, practically every reference being good for a chuckle or two from the reader. In one spot he proffers the thought that Africa might be civilized more quickly if the populace were introduced to the Arcadia mixture. In a later chapter, when mentioning how one of his imaginary friends was granted an interview with Shakespeare, he says, "Their conversation is of comparatively little importance. What we are to note with bated breath is that Will is filling a pipe. His face is placid, for he does not know that the tobacco Ned has handed him is the Arcadia mixture. I like to think that Shakespeare got the Arcadia from him."

In another instance he says, "Were

we to present a tin of the mixture to our national heroes instead of the freedom of the city, they would probably thank us more. It should only be smoked," he concludes, "by our greatest men."

"My Lady Nicotine" is probably the best piece of literature in existence which so accurately describes the thoughts and feelings of a pipe smoker towards his pipe, his tobacco pouch, his buddies who enjoy a smoke with him, and his favorite tobacco mixture. Non-smokers will probably find very little of interest in the author's observations, especially when he refers to the extreme personal attachment he holds for all things which contribute to his smoking enjoyment.

It has been said that Barrie himself never smoked until some time after the book was written. Whether or not this is so does not change the fact that his inner thoughts and feelings are of only those who have known the true meaning of a fine pipe and a mixture not unlike the great Arcadia.

If it is true that he had never enjoyed the pleasure he so deftly describes, his powers of observation are as capable as his ability to describe them in words. If it is true that he never smoked prior to

writing the book, he must have known pipe smokers well, for he paints a remarkable picture of their psychology and philosophy.

For a non-smoker to have written such a treatise on a subject foreign to him, one might logically have expected some sarcasm or satire in his remarks, but close reading does not reveal any such attempt by the author. It is difficult to believe that he began smoking after the book was completed.

ALTHOUGH MOST of the book concerns events not directly related to smoking, he manages to weave in regularly the relation the Great Mixture had to the subject matter. Scrymgeour, one of his pipe smoking pals, got in trouble with a house-boat captain and ended up nearly marrying her daughter, all because he ran out of the Arcadia while on an outing.

In describing the events leading up to his decision to forgo his pipe at the firm request of his wife, Barrie devotes two chapters to the ordeal, and a third (the book's last) to his feelings after the big step has been taken. His bachelor friends are of course quite angry with him, for no longer will the Arcadia carry with it the supreme enjoyment as when its

New Shop Opening



Pipe smokers down Florida way will be interested in the very fine new pipe and tobacco shop which has just opened in Jacksonville. The store, owned and operated by Milton J. Klavans, features the best in pipes and tobaccos of all kinds. It is said to be the most modern and up to date pipe shop in the south. Large display cases, as shown above, greet the visitor and present a wide array of every kind and shape of pipe the smoker could ask for. Humidors, racks, and a large variety of the best tobaccos are also featured in this new emporium. And, like all other leading pipe shops, this one handles Pipe Lovers Magazine for the benefit of its customers. Known as The Tobacco Shop, it is located at 225 Main Street, in Jacksonville.

Headquarters for

PIPES and TOBACCOS

Visit These Better Stores in Your Community

ARIZONA

PHOENIX—
JACK'S PIPE SHOP
432 W. Washington Street

CALIFORNIA

BAKERSFIELD—
LEWIS PIPE AND TOBACCO
1919 Chester Ave.

BEVERLY HILLS—
LETHAM'S PIPE SHOP
9441 Santa Monica Blvd.

CARMEL—
GLENN SOREY
El Fumador

FRESNO—
HARRY PARKER
1311 Fulton Street

HOLLYWOOD—
HOLLYWOOD PIPE SHOP
1641 N. Cahuenga

LONG BEACH—
CURT'S SMOKE SHOP
248 E. Broadway
A. GUTHERZ
6 W. Jergin's Arcade
ROBINSONS
312 E. Broadway

LOS ANGELES—
ADE'S PIPE SHOP
5314 Crenshaw
COPELEY'S PIPE AND TOBACCO BAR
8537 Beverly Blvd.
H. S. WITTNER
142½ S. La Brea

MONTROSE—
THE SMOKER'S DEN
2326½ Honolulu Avenue

SACRAMENTO—
MAHAN'S PIPE SHOP
1207 K Street

SAN BERNARDINO—
VEE'S PIPE SHOP
415 "E" Street

SAN DIEGO—
MUNCEY'S TOBACCO PATCH
1006 Broadway
WINTHER'S PIPE SHOP
443 Broadway

SAN JOSE—
BOYCE'S PIPE AND TOBACCO SHOP
68 S. First Street

SAN MATEO—
FOREMAN'S
92 Third Avenue

SANTA BARBARA—
PELCH & SON

SANTA MONICA—
ED'S PIPE SHOP
220 Santa Monica Blvd.

CONNECTICUT

NEW HAVEN—
THE PIPE CENTER
104 College Street

DELAWARE

WILMINGTON—
DEL-MAR-VA
17 E. Fourth Street

DISTRICT OF COLUMBIA

WASHINGTON—
BERTRAMS
910 14th Street N. W.

FLORIDA

JACKSONVILLE—
THE TOBACCO SHOP
225 Main Street

MIAMI—
OGDEN PIPE AND TOBACCO
114 N. E. Second Avenue

PENSACOLA—
MOON'S PIPE SHOP
406 E. Wright

SARASOTA—
CREES
251 Main Street

MACON—
DEMPSEY CORNER
Third and Cherry

GEORGIA

BOISE—
ROBERTSONS
205 N. Ninth Street

IDAHO

BOISE—
ROBERTSONS
205 N. Ninth Street

ILLINOIS

BELLEVILLE—
STIEHLS, INC.
11 W. Main Street

GALESBURG—
RAINEY TOBACCO SHOP
963 E. Main Street

INDIANA

FT. WAYNE—
RIEGL'S

NEW ALBANY—
KAISER'S TOBACCO STORE
326 Pearl Avenue

SOUTH BEND—
BRUGGNER'S
127 West Washington Ave.

IOWA

WATERLOO—
HUMELS SMOKE SHOP
325 Fourth Street

KANSAS

TOPEKA—
FLAD & MARSH
607 Kansas Ave.

MARYLAND

BALTIMORE—
A. FADER & SON
210 E. Baltimore Street

MASSACHUSETTS

WORCESTER—
OWL SHOP
Main & Exchange Sts.

MICHIGAN

BATTLE CREEK—
MEISTERHEIM'S CIGAR STORE
5 W. Michigan Avenue

EAST LANSING—
WASHBURN CIGAR STORE
211 E. Grand River Avenue

LANSING—
MAC'S CIGAR STORE
120 N. Washington

PORT HURON—
BELLS
518 Grand River

SAGINAW—
TUHY'S
110 S. Jefferson

SWARTZ CREEK—
PAUL SPANIOLA

MINNESOTA

ST. PAUL—
ST. MARIE CIGAR CO.
96 E. Fifth Street

MISSOURI

KANSAS CITY—
ENGLANDER'S
14 W. Twelfth

ST. LOUIS—
H. A. SWEENEY
926 Pine Street

NEBRASKA

LINCOLN—
FREEMAN'S PIPE SHOP
1411 O Street

BELL M. WOLF
121 N. Twelfth Street

NEW JERSEY

TRENTON—
R. E. RUSSELL
52 W. State Street

NEW YORK

NEW YORK—
S. BRANDT
558 W. 181st Street

OXFORD PIPE SHOP
142 E. 42nd Street

TOWNE TOBACCONIST
172 Fifth Avenue

PALMYRA—
THE PIPE SHOP
157 Main Street

ROCHESTER—
CLYDE BURRITT
18 State Street

SCHENECTADY—
VOTTIS PIPE SHOP
130 Erie Blvd.

SYRACUSE—
STEG PIPE CRAFTSMEN
200 W. Water Street

WHITE PLAINS—
ESQUIRE PIPE SHOP
20 Depot Plaza

OHIO

CLEVELAND—
L. J. BENGE
2706 Lorain Avenue

BENNIE'S PIPE SHOP
6540 Lorain Avenue

MANSFIELD—
PARK NOVELTY SHOP
34 S. Park Street

OREGON

PORTLAND—
THELINS PIPE AND TOBACCO
733 S. W. Yamhill

PENNSYLVANIA

CHAMBERSBURG—
BOB'S SMOKE SHOP
27 N. Main St.

CHESTER—
INGRAM'S
2528 W. Third Street

DANVILLE—
DAVIS'S
321 Mill Street

EPHRATA—
WEIT & SON
30 E. Main Street

FRACKVILLE—
BENDER'S CIGAR STORE
54 S. Lehigh Avenue

GIRARDSVILLE—
SIMONS
131 2nd Street

GREENCASTLE—
MORGANTHALL'S
33 E. Baltimore St.

HAZELTON—
PERRY'S
22 N. Ujo Street

LANCASTER—
MOSEMAN'S
27 North Prince Street

LITITZ—
RADER'S WILDWOOD
75 E. Main Street

LIVERPOOL—
LESHER'S

PITTSBURGH—
FT. WAYNE CIGAR STORE
400 Federal Street

SOUDERTON—
PAYLESS DRUG STORE
Main & Hillside

SOUTH DAKOTA

ABERDEEN—
GOODMAN'S
113 S. Main

SIOUX FALLS—
LEWIS DRUGS
309 S. Phillips

TENNESSEE

MEMPHIS—
WORLD NEWS CO.
Main and Monroe

TEXAS

AMARILLO—
GHOLSTONS
Post Office Building

SAN ANTONIO—
BLOCK'S PIPE SHOP
208 Broadway

HARKNESS PIPE SHOP
101 W. Commerce Street

MAX ITZ
423 N. St. Marys St.

WASHINGTON

SEATTLE—
WISEMAN'S PIPE SHOP
4234 University Way

SPOKANE—
HOLT PIPE SHOP
Main & Howard

TACOMA—
CITY CIGAR STORE
902 Pacific Ave.

WALLA WALLA—
KELLY CIGAR STORE
9 S. Second Street

WISCONSIN

MADISON—
TOBACCO BAR
617 State Street

MILWAUKEE—
HARVEY STORES
747 N. Third

UHLE'S SMOKE SHOP
232 W. Michigan Street

CLASSIFIED ADVERTISING

Classified advertisements are an inexpensive way of reaching pipe smokers everywhere. The cost is low—10c per word or 70c per line. Minimum, \$2.00. Cash must accompany order. Closing date, first of the month preceding month of issue.

FOR SALE

• WANTED to contact person who would be interested in a lovely, hand carved meerschaum pipe. An asset to anyone's collection. Two pictures upon request. Write to L. A. GAUSTAD, 465 E. California Street, Kalispell, Montana.

• QUICK PIPE CAKE. Neutral cream — Harmless—Tasteless—Breaks in new pipes without bite. Sweet cakes any pipe in three smokings. \$1.00 Enough for several pipes. KAKE-IT, Box 524, Studio City, California.

PIPE MAKING

• PIPE makers' supplies. Pipe makers' manual, \$1.00. Briar blocks, stems and rough pipes. Free price list. HAROLD MANGUS, Route No. 3, Alliance, Ohio.

• PIPES made to order. You draw the design, I make the pipe. \$5.00 to \$7.50. Jumbo sizes slightly higher. Send your design today and ask for quotation. Stems repaired. J. H. BRADSHAW, 1124 Linden, Long Beach 2, California.

• IMPORTED and domestic briar blocks and stummels for sale in standard shapes. Special shapes made to order. Write for particulars to CAROLINA BRIAR CORPORATION, West Jefferson, N. C.

PIPE REPAIRING

• PIPES REPAIRED. Hard rubber bit replacement \$1. Expert workmanship. Mail orders given prompt attention. GAYLORDS, P. O. 768, Brocton, Mass.

• SPECIAL. Hand carved crystal clear bite proof stems fitted to any style pipe \$2.00. W. HARRISON PACKER, 112 East 12th Avenue, Homestead, Penna.

TOBACCOS

• ENGLISH, Imported Tobaccos. From England: Baby's Bottom \$1.25, Balkan Sobranie \$1.00, Savory's \$1.25, Craven (curley) 50c, Fryer's Smokyng 50c, My Mixture No.'s 10, 73, 965 \$1.50, Dunhill Standard \$1.50, Balkan Sobranie Va. 10 \$1.00, Prince of Wales \$1.75, Royal Yacht \$2.50, Fryer's 1803 65c, Parson's Pleasure 75c, Barney's 75c, and Punchbowl 75c. From Scotland: Dobies Four Square in Virginia, Cut Cake, Rip Brown, Curlies, Original and DeLuxe 75c. From Ireland: Connemara 45c, Killarney 50c, Two Flakes 50c, Girder's Navy 50c, Rich Dark Honeydew 50c, Erinmore 50c, and Girder's Slice Plug 50c. From Canada: Gallagher's Irish Roll 20c. Postpaid the world over. HOUSE OF ROBERTSON. World's Exclusive Pipe and Tobacco House, 203 North 9th Street, Boise Idaho.

WANTED

• DUNHILL Pipe Book, also, other books on pipes, smoking, etc. Also, pictures. Send price and condition. ROBERT JENSEN, Box 424, Moneta, California.

• FOREIGN or American Indian pipes in first class condition. Send photograph or drawing and state price. BOX 53, Pipe Lovers Magazine, 532 Pine Avenue, Long Beach 2, California.

• I PAY \$1 for pictures of pipes to add to my collection. Any and all kinds and types of pictures considered. If you have a picture of an odd and interesting pipe, that's what I want. BOX 54, Pipe Lovers Magazine, 532 Pine Avenue, Long Beach 2, California.

MISCELLANEOUS

• EARN EXTRA MONEY selling subscriptions to Pipe Lovers to your friends. Liberal commission. You can also work up a profitable income by obtaining orders for monthly shipments to pipe shops and newsstands. Easy, spare time work. Every pipe smoker is a customer. Write today for full details and commission allowances. PIPE LOVERS MAGAZINE, 532 Pine Ave., Long Beach 12, California.

discoverer also partakes of it. At first they thought Barrie was joking, but the horrible truth finally dawned on them.

The event of his last pipe which he describes in glowing detail is some sort of a tragedy, and he reports it in a dignified and solemn manner. They were all present but Pettigrew, who said he was afraid to come for fear he might break down. Two meerschaums, his favorite briar, "and three other pipes that all had their merits, though they never touched my heart until now" together with his clay tobacco jar and his leather pouch were resting mournfully on the table.

It was agreed that his last pipe should begin precisely at 1 a.m. When the clock struck that hour, he confesses a change came over him. He tried to lift his favorite briar from the table, but his hand shook. Jimmy asked to fill it. He scraped it clean so that it might hold as much as possible, then crammed it with the great Arcadia for the last time, and handed it to Gilray who held it until Barrie was ready. Scrymgeour made a spill and Marriot applied it to the pipe as Barrie began his last pipeful.

Nobody talked. The others put out their pipes and placed them in their pockets. The last pipeful of the Arcadia symbolized more than just giving in to his wife's request. It was the end of his bachelor days — the end of his old

friends. He gave the tobacco jar to one, the two meerschaums to two others, and the pouch to the fourth. "But," he says, "I kept my briar."

HE BELIEVED he was to find greater happiness by leaving behind forever his pipe and the Arcadia mixture. Although the book might well end with his distribution of his smoking paraphernalia, Barrie adds one more chapter which he entitles "When my wife is asleep and all the house is still," and if there is any doubt as to whether or not he is happier in giving in to his wife's desire, this sort of epilogue plainly takes care of that point.

He tries to console himself by openly declaring that he is truly happier, but his thoughts and actions reveal otherwise. "When my wife is asleep and all the house is still, I listen to the man who rents the quarters next to ours. At such times I have my briar in my mouth, but there is no harm in that, for it is empty. Although the Arcadians tempt me still, never shall it be said of me that I have broken my word.

"I kept my briar, for I knew no one understood it, and I always carry it with me now to remind me of the past. When the man through the wall lights up, I put my cold pipe in my mouth and we have quite an hour together. I have never seen the man, but from the way

he taps his pipe, knocks the ashes out, scrapes it, and cares for it, I feel I have come to know him pretty well.

"I have sometimes decided to send him a tin of the only tobacco to smoke, but on the whole I could not undertake the responsibility of giving a man, whom I have studied only for a few months, such a testimonial. Therefore when his last tap says goodnight to me, I take my cold briar out of my mouth, tap it on the mantel-piece, smile sadly, and so to bed."

The Arcadia mixture was merely a name employed by the author to denote the supreme in smoking tobaccos. However, some time after the book became popular he confessed that the tobacco of which he so fondly referred was in reality Craven A, and inscribed on each tin to this day is the following letter:

January 19, 1897

Dear Sir:

In answer to your letter it is your Craven Mixture—and no other—that I call the Arcadia in "My Lady Nicotine."

J. M. BARRIE.

"Those who do not know the Arcadia may have a mixture that their uneducated palate loves," he relates in one of his closing descriptions, "and they are always ready to try other mixtures. The Arcadian, however, will never help himself from an outsider's pouch."

Who will be

PIPE SMOKER OF THE YEAR

for 1947?

Again this year, and every year, the editors of Pipe Lovers Magazine will select the most outstanding Pipe Smoker of the Year—the man who, in their opinion, has done the most outstanding piece of work or service in the field of pipes and pipe smoking. The award is made in December of each year.

YOU CAN HELP

Who do you know that would be worthy of this award? Who has done a good job in acquainting others with the joys of pipe smoking, contributed a worthwhile service in this field, or in some other way assisted in furthering advancement on the subject of pipes? Submit his name NOW, together with full particulars as to WHY you believe he should be selected as Pipe Smoker of the Year for 1947.

SEND IN YOUR NOMINATION TODAY

Follow these suggestions

1. The person nominated for the Pipe Smoker of the Year award cannot be employed by or in any way connected with any manufacturer, wholesaler, retailer or seller of pipes, tobaccos or any allied branch thereof. He cannot be connected in any way with any phase of the pipe or tobacco industry.
2. Anyone, anywhere, is eligible except as outlined above.
3. The person nominated may be selected for any one of a variety of reasons, such as having invented a new and revolutionary pipe or pipe accessory, having introduced a marked improvement in some branch of pipe smoking, having introduced a large number of persons to the joys of pipe smoking, having created further interest in pipes, or in any other manner having contributed to the advancement of pipes and pipe smoking.
4. Nominations should be as full and complete as possible, giving all the particulars and reasons why the person so named should be considered for the award. Recommendations from as many persons as possible on any one nominee will increase the importance of that nomination.
5. The award will not be made upon the highest number of nominations received for any one person, but will be based upon the decision of the editors as to what person has done the most for pipe smoking during the current year.
6. There is no fee, assessment, or charge of any kind. This is not a contest. It is an award based entirely on merit. Nominations are requested in order that no worthy individual, anywhere, will be overlooked when the decision is made.
7. All nominations must be mailed to the Editor, Pipe Lovers Magazine, 532 Pine Avenue, Long Beach 12, California, and must be received not later than October 15 in order to give the editorial board sufficient time to thoroughly check each person nominated.
8. The award will be announced in the December issue, and the decision rests solely with the editors who make the final selection.

Nominations must be in by

OCTOBER 15

Relax with a

»» **MARXMAN** »»



The MEL-O BRIAR

Hand-made and sculptured by oldtime craftsmen. Fashioned of thoroughly aged, carefully selected briar. Varied shapes in rich umber tones. **\$3.50**



The SUPER BRIAR

A pipe of matchless beauty. Each piece of briar is selected for its perfection of grain pattern . . . enhanced by hand rubbing and polishing. In your favorite shapes. **\$5.00**



The BENCH-MADE

Imported, seasoned briar, carefully and skillfully turned and tooled by hand. A pipe of rare distinction.

\$5.00 **\$7.50** **\$10.00**
Regular Large Massive

LOOK FOR
»» **MARXMAN** »»

ON THE NEXT PIPE YOU BUY

Active men know the relaxing companionship of a fine pipe. The famed MARXMAN fills the bill. Yes, it gives you mild, mellow smoking that becomes sweeter with time. But more . . . the MARXMAN is designed to the highest standards of pipe-craftsmanship . . . selected, aged briar in rich and beautiful grains . . . handsome shapes, the exclusive products of creative artisans.

PIPES SHOWN ACTUAL SIZE



Free

Interesting booklet for pipe smokers. Tells how to break in a pipe . . . shows how fine pipes are made. Address . . . Desk 439



Sold at Fine Stores Everywhere

»» **MARXMAN** »»

MARXMAN PIPES, 29 W. 24TH STREET
NEW YORK 10, N. Y.