

August, 1947 - 25 Cents

# PIPE LOVERS

THE MAGAZINE FOR MEN



WHO ENJOY




PAUL WHITEMAN

**THIS  
ISSUE**

**Pipes and Music (A Picture Feature)  
How to Color a Meerschaum  
Building a Pipe Humidor**

## JUST ARRIVED

Imported Briar Pipes  
From Czechoslovakia  
For Pipe Smokers and Collectors  
19 Different Styles



#875—\$10.00 All briar bowl and elbow. Stag hide lined, cattle horn stem, 9 inches overall length.

#101A—\$3.75 All briar bowl and elbow. Cherry wood stem, cattle horn bit. 8 inches overall.

#101B—10 inches—\$4.50.

#101C—12 inches—\$5.00.

Send check or money order today. California purchasers please include sales tax. Write for our free pipe folder.

**A. NOSEK, Importer**

4927-34th St. San Diego 4, Calif.

### "SEYMOUR ORIGINALS" SCULPTURED IN BRIAR

These superb pipes, made available only recently to a larger clientele, are acclaimed by pipe smokers and collectors everywhere . . . Each is entirely hand-sculptured of only the finest of imported briar in any size, shape or design desired . . . Each is distinguished for its sturdy good-looks, smoking excellence and unusual features . . . Complete satisfaction positively guaranteed or a refund in full . . . Write for literature and complete information to:

**ALLISON J. SEYMOUR**

Studio A, Valley City, North Dakota

### MAKE YOUR OWN PIPES

Top Quality Imported Italian Briar Blocks, 50¢  
Pipes Repaired—Bits to fit, \$1.00  
All makes pipes repaired by master craftsmen  
Tobaccos blended to individual formulas  
at popular prices

Mail postpaid to

**OXFORD PIPE SHOP**

142 E. 42nd Street

New York, N. Y.

## FREE TO PIPE SMOKERS

For a new taste thrill and pipe smoking experience, tell us your present brand of tobacco and get FREE package Mild, Tasty, Nature-Flavored GREEN RIVER. Write now and know the keen satisfaction of FACTORY FRESH, aged-in-the-wood tobacco, without cost or obligation.

**PETE MOBERLY, Box 995, Owensboro, Ky.**

Complete your file of

**PIPE LOVERS**

for 1946 NOW.

**PIPE LOVERS MAGAZINE**

532 Pine Ave.

Long Beach 2, Calif.



# Questions and ANSWERS

By **KEN BROWN**

If you have any question concerning pipes, tobaccos, or related subjects, Mr. Brown will be glad to answer them for you. Write to him in care of this magazine. Be sure to enclose a self addressed stamped envelop for your reply.

**Q.** I have heard the expression that a pipe is worn out. When is a pipe "worn out" and how long does it take for a good quality briar pipe to "wear out"?—D. L., Superior, Wisconsin.

**A.** I class this as an opinion question, and as such can only give you what I believe, knowing that there are many others who will not agree with me. But it is my firm belief that a good wood pipe—note I say wood, and not necessarily briar—will, if cared for properly, last indefinitely.

If the wood is a good piece, that is, free from flaws or cracks which might be the start of burn-outs or other trouble, and if the pipe is given consideration by the smoker, plus proper rest periods and the care demanded of a pipe, I cannot see why it won't last a century or two.

The term "worn out" is often heard by smokers who refer to a pipe of improperly cured wood which has been smoked to death day in and day out, never been cleaned, and knocked around carelessly by the owner. Of course the pipe is worn out. But with the correct care straight down the line, I think you'll find any good pipe properly made of correctly seasoned and prepared wood will stand up under proper care for many, many years.

**Q.** I read somewhere about a man who recommends breaking in new pipes by burning the inside of the bowl with a flame from a small blow torch, such as jewelers use. I would like your opinion on this system.—G. McR., Elyria, Ohio.

**A.** I am afraid that I can't agree, although I have never tried, nor do I know anyone who has, therefore I cannot give you a definite answer. But I can't imagine myself going down and buying a \$15 or \$20 fine pipe, and then subjecting the bowl to the tremendous heat of a jet flame.

It would seem to me that the side wall

of the bowl would become instantly charred, and this is the very thing that is to be avoided in breaking in a new pipe. Instead, I prefer to break in my pipes the good old fashioned way, with tobacco, and by puffing slowly a while so that the cake can begin to form before too much heat reaches the bare wood wall.

But I admit I would like to know more about the method you mention which I, too, have heard described. If any of our readers have had experience with this method, I would like to hear more about it so that I may present it in this column shortly.

**Q.** I have read of tobaccos advertised as slow burning and find they burn clear to the bottom of the bowl without going out, whereas others also advertised as slow burning burn so slowly that they go out readily if not puffed at continually. What is meant by a slow burning tobacco, and for that matter, what is a fast burning tobacco?—H. L., Ft. Smith, Ark.

**A.** A slow burning tobacco is one which burns slowly, generally holding its fire and lasts longer in the pipe. Generally, a slow burning tobacco does have a tendency to go out more quickly and more often than a fast burning tobacco. However, this depends upon the frequency of draw, for it seems that any of even the slowest burning tobaccos will continue to burn if puffed on continually.

A fast burning tobacco (the terms are, after all, only relative) doesn't last nearly as long in the pipe. Once filled and lighted, it seems only a couple of minutes until the tobacco has burned clear to the bottom and it is time to refill again. But even the so-called fast burning tobaccos have to be continually puffed, though not as often as the slower burning types.

Slower burning tobaccos are generally of a coarser cut, usually of the plug cut or cube cut variety.

# Canada's Oldest Pipe Smoker

**H**OW LONG does a man smoke a pipe? Well, if he's a real pipe smoker, worthy of the name, he will probably smoke a pipe all his life, so the length of time he smokes a pipe is determined only by how long he lives.

Who the oldest pipe smoker is, we don't know, but up in Canada they have found a man who claims some kind of an honor as being that country's oldest pipe smoker. And after looking at the facts, we are about inclined to agree that the claim is not far wrong.

Eighty-four years ago Peter Murray of Moncton, New Brunswick, filled a pipe and smoked it for the first time. He has never stopped.

At the time he was 19 years old, and today he is three years past the century mark, and still finds as much enjoyment in his pipe as ever.

Twenty-five years ago Murray retired from active duty as a railwayman. Today, hailed as the oldest living ex-railwayman in the world, Murray recalls his 35 years of service while he was in the employ of the Canadian National Railways and predecessors, C a n a d i a n Government Railways, and the Intercolonial Railway. He has been on a pension since leaving the service.

Murray says that a pipe has been his constant companion ever since his first puff 84 years ago, and since that time he has experienced countless hours of enjoyment from the various pipes he has owned.

**B**ORN AT River John in 1844, Murray moved to his present home about 1867 and has been a resident of that community ever since. A firm believer in the value of regular exercise, he has continually preached that walking was a lost art, and the reason for the lack of stamina in the present generation is due to lack of exercise.

He often walked anywhere from 10 to 20 miles a day, regardless of the weather, and Canadian winters aren't exactly warm.

Even after he passed his 90th birthday, he continued to pursue walking as an exercise, maintaining an average of from three to five miles a day. Lately he had to cut down somewhat in the winter due to icy streets. A familiar sight to the townspeople of Moncton is to see Peter Murray walking down the street with his briar pipe clenched in his teeth—a trail of smoke curling after him.

When not outdoors walking he sits inside and reads without glasses, his ever faithful pipe always with him as he follows the news and world events closely. Especially does he keep up with railroading and railway men.

**A**S FOR a family, this champion pipe smoker has three sons, one daughter, six grandchildren, and seven great grandchildren living. The widow of a fifth son looks after him in his home which is located but a short distance from a branch line of the railroad which he served so well.

His pipe is his constant companion, and he would sooner lose all of his possessions than any one of his favorite pipes.

He doesn't necessarily attribute his long life to his smoking a pipe, but he points out that it certainly hasn't hurt him in the least. If it had, he says, he wouldn't be able to get about as much as he does, nor enjoy life as much as anybody.

One of his personal joys has been to watch the growth of his home town. When he moved there over three quarters of a century ago the population was 1000 people. Today it has grown to a total of more than 25,000.

Murray says life is just what you make it, and you're only here once, so you may as well have a good time living. A busy life, lots of exercise, and the companionship of a good pipe are the recommendations of this man of 103 years.

Perhaps that is good advice to follow. At least those are the recommendations of Canada's oldest pipe smoker.



*Here it is . . . at last . . .*

. . . the new Pipe Refreshing Kit that cleans your pipe in a couple of minutes — takes out all the nicotine, tar oil, and gum from bit, shank, and heel of bowl. You enjoy a cooler, sweeter, drier smoke. Easy to use. Simple instructions tell you how. One bottle of cleaning fluid free with each set.

**GET ONE OF THESE KITS TODAY.** Your favorite pipe dealer has them — priced at only \$2.50. Should he be sold out, we can supply you.

**SEND TODAY.** Save those old pipes you had given up as no longer any good. Enjoy a cool, dry, enjoyable smoke. Make ANY pipe like new. Guaranteed. Send check or money order for \$2.50 today to

**PIPE SMOKERS SUPPLY CO.**  
P. O. Box 917 Rochester, N. Y.

## CARVAPIPE BARGAINS

**SLIGHT SECONDS** of \$5.00 imported briar pipes, all near perfect. In assorted shapes. State straight or bent. Price \$1.75 p.p.

**UNPOLISHED REJECTS** of \$5.00 imported briar pipes. Have slight surface defects. Will not affect the smoking quality. Price 75c p.p.

### THE CARVAPIPE CO.

2829 Dixie Highway Hamilton, Ohio  
Write for Circular on Kits and Pipe Makers' Supplies

## Outstanding Collection of 500 Pipes

18 Years of Collecting Effort  
Meerschauts, Indians, Primitives, Mound Builders, Oddities, 90% Antiques  
Appraised by New York Experts \$8000  
**FOR SALE \$3500**

**GEORGE HOLLETT**

580 Culver Road Rochester 9, N. Y.

**A HONEY OF A TOBACCO!**  
**COOKIE JAR**  
R. B. TOBIN TOBACCO CO.  
405 Woodbridge Ave.  
DETROIT 26, MICHIGAN  
25¢

# If You Are a REAL Pipe Smoker

—you'll find PIPE LOVERS just what you've been looking for, because it's all about pipes.

From the beginner to the veteran,—the novice to the connoisseur—anyone who is the least bit interested in pipes will find PIPE LOVERS to be the magazine he has been waiting for.

## MONTHLY ARTICLES

treat such subjects as how to blend tobaccos, where briar comes from, how to care for a good pipe, things the other fellow has found worth while in pipedom, what's new, and other interesting and timely articles, each one of great value to the man who enjoys a pipe.

25c Per Copy—  
\$2.50 Per Year



For Sale at All Leading Pipe and Tobacco Shops

Send in Your Subscription TODAY



THE MAGAZINE FOR MEN WHO ENJOY A PIPE

532 Pine Ave.

Long Beach 12, Calif.

# PIPE LOVERS

THE MAGAZINE FOR MEN

WHO ENJOY A PIPE

Dedicated to the Interests of Over 20,000,000 Pipe Smokers

Vol. II — No. 8

August, 1947

## CONTENTS

### General Articles

<b>How to Color a Meerschaum</b> - - - - -	<b>Ed Kolpin, Jr.</b>	<b>232</b>
<i>The methods are explained together with the reasons behind them</i>		
<b>Pipe Humidor</b> - - - - -	<b>Robert M. Schirmer</b>	<b>234</b>
<i>Pipes receive better care when kept in a humidity-controlled chest</i>		
<b>Primitive Pipes</b> - - - - -	<b>Richard Hathaway</b>	<b>236</b>
<i>Various substances were used by the early pipe smoker</i>		
<b>Refreshening Pipes</b> - - - - -	<b>Lyle Davis</b>	<b>238</b>
<i>New method makes forgotten pipes as good as new again</i>		
<b>Tobacco Cartridges</b> - - - - -	<b>James Morrison</b>	<b>239</b>
<i>Some say this will revolutionize the method of filling a pipe</i>		
<b>Pipes and Music</b> - - - - -		<b>240</b>
<i>Famous musicians find pipes a great aid to their work</i>		
<b>Canada's Oldest Pipe Smoker</b> - - - - -		<b>227</b>
<i>He has been smoking a pipe for more than 80 years</i>		

### Departments

<b>Blowing Smoke Rings with the Editor</b> - - - - -		<b>230</b>
<b>Collector's Page—Collector's Favorites</b> - - - - -	<b>Robert Duncan</b>	<b>242</b>
<b>Pipe Clubs</b> - - - - -		<b>246</b>
<b>Pipecraft</b> - - - - -		<b>244</b>
<b>Pipelines</b> - - - - -		<b>229</b>
<b>Pro and Con</b> - - - - -		<b>248</b>
<b>Pipoddities</b> - - - - -	<b>George R. Flamm</b>	<b>249</b>
<b>Questions and Answers</b> - - - - -	<b>Ken Brown</b>	<b>226</b>
<b>What's New</b> - - - - -		<b>250</b>

Cover—Paul Whiteman, nationally and internationally famous orchestra leader and Director of Music for the American Broadcasting Company, smoking a pipe given to him by Bing Crosby, a former protege.

Editor and Publisher - **George W. Cushman**

Associate Editors - - **Ken Brown**  
**Richard L. Gordon**  
**Hal E. Heintzelman**  
**James Morrison**

Representatives

New York—**Brand and Brand**  
366 Madison Avenue  
Vanderbilt 6-3417

Art Editor - - - - - **BOB BARNES**

Pipe Lovers Magazine is published monthly by Cushman Publications, editorial and business offices located at 532 Pine Avenue, Long Beach 12, California. George W. Cushman, owner and Publisher. Entered as second-class matter January 21, 1946, at the post office at Long Beach, California, under the Act of March 3, 1879.


Entire contents copyright 1947. No material may be reprinted either in whole or in part without special permission, unless the source is given.

Ideas and opinions expressed in signed articles do not necessarily represent those of the magazine.

Subscription rates: To addresses in U. S. A. and possessions, \$2.50 per year, two years \$4.50; foreign countries including Canada and Mexico, \$3.50, two years \$6.50, single copies 25c, foreign 35c. Back issues the same. All subscriptions are payable in advance and should be sent to Pipe Lovers Magazine, 532 Pine Avenue, Long Beach 12, California. Report change of mailing address promptly giving both old and new address. Allow two weeks for change to take effect.

Advertising rates and requirements sent upon application. Publisher reserves the right to ask to see samples of products advertised and to request references from new advertisers.

Manuscripts and photographs submitted for editorial consideration must be accompanied by return postage. Publisher cannot assume responsibility for unsolicited manuscripts.



### Quick Moisture

DEAR SIR:

I follow the Pipecraft page most religiously and often find there good ideas, valuable short cuts, and welcome tips on the art of pipe smoking.

But one which I think was the best so far, or surely as good as any, was the one in the June issue on adding moisture to dry tobacco by packing it in the pipe and then blowing the breath into the bowl.

It sounded skeptical to me, but I was interested enough in it to actually spread out some tobacco on the table top over night in order that it might be fully dry and in readiness for the experiment.

Half a dozen breaths made a difference, and a dozen put the tobacco in ripe condition for smoking, believe it or not.

JAMES STANBURY,  
Terre Haute, Ind.

### Old Tobacco

DEAR SIR:

You are making quite a skeptic out of me when you describe tobacco as lasting for 50 years in a can that was not hermetically sealed.

What, I should like to know, kept the tobacco from spoiling, for we all know it is no more than a dried plant and, not having been pasteurized, won't keep unless bacteria is first killed, and the contents of the can sealed up air tight.

Even if it were not air tight, what would keep it from drying out during those 50 years?

LEE DICKSON,  
Camden, N. J.

¶ The very points you emphasize are what make the story an oddity. Had the tobacco been hermetically sealed, of course it would have kept. Without being sealed or otherwise preserved in some unusual manner is the reason why we felt it of sufficient interest to report it.

Our guess is that during many of its fifty years the tobacco was stored in cold, freezing weather, which preserves most vegetable matter. The fact that it was so well packed explains why it kept the rest of the time.—ED.

### Back Issues

DEAR SIR:

I have just purchased my first issue of your magazine, a publication which I have been looking for for a long a time. I would like to find out how long the magazine has been out, and if back issues are available. If so, what is the price and which issues are available?

DUDLEY ULLMER,  
Zanesville, Ohio.

¶ The first issue was published in January, 1946, and this is the 20th issue which has appeared. Back issues are available at no increase in price, being sent for 25c each postpaid. Bound vol-

# Tobacco Improves

**A**N EVER continuing research is constantly being conducted in the nation's laboratories to improve the qualities of pipe tobacco. Scientists and other workers are constantly striving to reduce the impurities in the plant, make it cleaner to smoke, and improve the taste and flavor whenever possible.

Noteworthy of the tests which have been conducted during the past year are two which might well be called to the attention of all who are interested in pipes and tobaccos.

The first concerns the addition of "something new" to smoking tobacco. Actually, the "something new" isn't new at all, because it has been there all the time—at least in the smoke, but hasn't, however, been in the tobacco itself.

This new ingredient is an alkaloid known as myosmine and is said to have the pleasant aroma of certain kinds of tobacco smoke.

The discovery has led to a method whereby small particles of the substance can be added to the tobacco itself and produce the superior quality in the smoke resulting therefrom.

Responsible for the discovery are three chemists, Dr. Abner Eisner, Dr. Charles F. Woodward, and P. G. Haines, who worked out the process at the U. S. Department of Agriculture's regional laboratory in Philadelphia.

The have received U. S. Patent number 2,392,514 on their find.

**T**O ESTABLISH whether or not the addition of the alkaloid to the tobacco would be noticeable under actual smoking conditions, the experimenters added microscopic quantities of their discovery to pipe tobacco.

Then they invited veteran smokers to compare tobaccos by smoking first a pipeful of regular, untreated tobacco, and then a pipeful of that to which the "something new" had been added. Of course the smokers were not advised which was which.

It is reported that without exception the smokers liked the treated tobacco much better.

Myosmine, which can be produced synthetically, is added only to improve the aroma and flavor. It is not

claimed to add or detract from the moisture content of the tobacco, improve its keeping qualities, or affect it in any other way.

**T**HE SECOND discovery is revealed in the recent announcement of a new type of burley tobacco containing a low percent of nicotine.

The average found in tobacco is 2 percent or more. The newly developed strain is said to contain approximately three-tenths of 1 percent, or about one-seventh of that usually found.

This development, also by researchers with the Department of Agriculture, is the result of 12 years of effort.

The new tobacco doesn't have a name as yet, and is being called 31-V. The V stands for Dr. W. B. Valleau of the Kentucky Experiment Station at Lexington who developed it by cross breeding two types of tobacco, one a native and the other from Germany.

V-31 because of its lower nicotine content will open the door to additional pleasures for many pipe smokers who have not been able to smoke the customary types. It is said to be a distinct improvement as far as aroma and taste are concerned.

The new variety looks much like burley, but its taste and aroma being so different prompted the government to provide strict controls over its production and use for the protection of manufacturers. In fact, so strict are the requirements that planters who raise it must deliver all the tobacco grown from the seed to the manufacturer contracting for it, must not plant more acreage than called for in the contract, and must be extremely sure that it does not mingle with other types of tobacco. It is expected that it will be used primarily as a blending tobacco, although tests are continuing.

With the constant experimentation taking place in government laboratories and elsewhere, tomorrow's smoke will surely be better than today's. Smokers owe their thanks to these diligent researchers who are continually trying to improve the quality of a bowlful of tobacco.



**WE** HAVE BEEN somewhat surprised at the number of pipe clubs which have sprung up throughout the country during the past year and a half. Of the number which now exist, only three or four were organized prior to our first mention of pipe clubs early last year.

We had no idea that so much interest would be shown in this type of activity. Several readers have expressed a desire to see some sort of a national tie-up between clubs, and although we doubt there are at present a sufficient number of big clubs strong enough to put over a national association, straws in the wind indicate that something of this nature will become a reality in the future — just when it is difficult to say.

Interest in pipes goes deep with a real pipe smoker. He isn't content to sit at home and enjoy his pipe. He likes to get together with other pipe smokers and swap pipe experiences, trade tips and ideas, and learn more about this fascinating subject that interests him.

Now don't interpret that to mean that if you don't like the association of other pipe enthusiasts that you yourself aren't a real pipe smoker. That is not the case, for there are many men who enjoy a pipe to the fullest, yet they are not club minded and don't care especially about talking pipes with others, about devoting a whole evening to the subject of pipes, or learning tips and ideas from another. Some men prefer to be alone, yet they are just as much a pipe smoker as those who have a more sociable make-up and like to talk pipes with others until the wee small hours.

**CLUBS** ARE as old as tobacco itself. They existed in the early part of the seventeenth century in England where they were known as "smoking clubs" and were resorted

to because smoking was not allowed in public and was unpopular in the home.

But today pipe clubs are formed solely because the members enjoy pipes to such an extent that they like to get together with other pipe "bugs" for a session of argument, discussion, and general fun.

Pipe clubs are similar to photographic clubs, where camera fiends get together for the same reasons, to magicians' clubs, model airplane clubs, and numerous other organizations which meet regularly for the purpose of discussing and learning more about the subject which interests them.

Although pipe clubs aren't new, in the strict sense of the word, their ever increasing popularity is new, and the growth they are making indicates there are quite a large number of men in America who are genuinely and enthusiastically interested in pipes and in associating with other men who share the same hobby.

**THE** MORE we know about a thing, the more interesting and intriguing it becomes. This seems especially true with pipes. The constant lack of information concerning them is no doubt one of the main reasons why men everywhere are so eager to learn whatever they can on the subject.

In pipe clubs this information is available. In pipe clubs, as in similar groups, many a man will say that he received more genuine information and ideas from just talking with the other members than from any lecturer or speaker who makes a formal speech.

But whatever it is, the sudden and rising interest in pipes and the desire to meet with other men who share this interest is to be noted, for it shows that pipes are far from being a thing of the past.



(Continued)

umes containing all issues for 1946 are available, being sent postpaid for \$6. Single copies of most 1946 issues and all 1947 issues are at present available. Obviously the supply is limited, and when it is exhausted there cannot be any more.—ED.

#### Coin Box

DEAR SIR:

I was more than mildly interested and amused by the coin box which was used in England in the 17th century and pictured in last month's issue. Do you know if any of these are for sale?

As a collector of all sorts of things pertaining to ancient pipe smoking customs, I should like to obtain one if possible.

SHERMAN ATKINSON,  
Springfield, Mo.

☞ The box illustrated in last month's article is for sale and we are mailing you the name and address of the present owner.—ED.



#### Imported Briar

DEAR SIR:

I am sure I speak for a lot of your readers and pipe smokers in general when I request an article that will expose some of the pipe companies that take some cheap wood and stamp it as being imported briar.

How can we tell whether or not a pipe is imported briar? Woods, after they have been made into pipes, finished and waxed, are very deceiving to the average pipe smoker.

Do not the manufacturers take advantage of the layman's average intelligence about pipes and pipe wood, and stamp some pipes imported briar when in reality they are not made of this product?

You would be doing the great pipe smoking fraternity a big favor if you would help spot these untrustworthy manufacturers and make the words "imported briar" something to be depended upon.

N. C. WILLIS,  
Erie, Pa.

☞ The manufacturer's name and reputation is your best guarantee as to whether his claim as to the genuineness of the wood is reliable or not.—ED.

#### Pipe Dreams

DEAR SIR:

I surely do miss the pipe dreams that used to be a part of every issue. Of course, first and foremost I am a pipe smoker, but I do like a pipe dream once in a while. How about it?

DON HOYT,  
Champaign, Ill.

PIPE LOVERS

### Fewer Pages

DEAR SIR:

I have noted in recent issues where you intend to enlarge the magazine before long. I would like to suggest that you keep the magazine just the size it is. I don't like to buy magazines so large that I never get time to read them all.

PIPE LOVERS is just right as it is. I am able to read every word of each article and the ads, too, and if it is any bigger I'll never find time to read it all. It will be just like any other magazine then, a big book, and you never get it all read before the next one comes.

C. A. PIERCY,  
Ballston Lake, N. Y.

### More Pages

DEAR SIR:

There is just one trouble with your magazine—there isn't half enough of it.

EDMUND SIBLEY,  
Los Angeles, Calif.

### Metal Pipes

DEAR SIR:

I think an interesting subject to cover would be on metal shanked pipes. There are several available, and the various kinds, together with their features and advantages would be welcomed by every pipe smoker.

E. FERRIS,  
Corona, N. Y.

¶ The subject of metal pipes appeared in our August, 1946, issue. Included was a directory of metal pipes together with a complete description of each.—Ed.

### Pipe of the Month

DEAR SIR:

I would like to suggest that you designate a pipe of the month in each issue. This would be the most outstanding pipe to come out during the month. I think pipe smokers would like it, and the pipe manufacturer would, too, for it would be a big thing for his pipe.

This would be comparable to the book of the month, in which the best book to appear in any one month is selected as book of the month. The recommendations of your magazine would help guide the pipe smoker in selecting a good pipe every time.

ROBERT DIETERICH,  
Chadron, Nebraska.




### Binders

DEAR SIR:

I have a bound volume of the 1946 issues, and expect to get my current issues bound at the end of the year, but in the meantime isn't there a binder I could buy to hold each copy as it is issued? Do you have them for sale? If not, where could I get one?

C. K. ROTH,  
Wheeling, West Va.

¶ We do not have them, however, you can secure them from any binder supply company. They are a stock item since PIPE LOVERS is a standard size magazine. Such binders cost from \$1.50 to \$2.00 or more, depending upon the cloth or leather used.—Ed.



It's carefully aged and blended, smokes cool and lasting, has a delightful aroma, and does not bite the tongue. Try a pipeful today—then you'll see why Brown Crock is truly "the smoke of the stars."

Available at present in one-half pound cartons only.

Shipped anywhere in the United States upon receipt of your check or money order for \$1.45, which includes postage, insurance and handling charges.

All Mail Orders Filled Same Day Received

HOLLYWOOD PIPE SHOP

1641 No. Cahuenga Blvd.

Hollywood 28, California

## Add These Books to Your Library NOW!

*They Are Books Every Pipe Smoker Should Own!*

### The Odyssey of Tobacco

By ROBERT LEWIS FISHER, 93 pages, illustrated, 6x9 cloth

Postpaid, \$3.50

AN AUTHENTIC and reliable account of how smoking originated and developed throughout the world. Reveals little known facts about pipes and tobaccos. The various tobaccos are discussed in the Appendix.

### The Swedish Pipe Book

By CLAES KRANTZ, 118 pages, 63 illustrations, English translation, 46 pages, 6x9, cloth and paper.

Postpaid, cloth \$3.50, paper \$2.50

THIS NEW, well written book from Sweden discusses pipes throughout the world, bringing forth hitherto unrevealed data on the subject. Tells of the early days of pipe smoking, modern practices, is well illustrated. A worthy addition to your library.

### The Art of Pipe Smoking Pleasure

By J. LELAND BROWN, 127 pages, 27 illustrations, 5½x8½ inches, paper and cloth.

Paper, postpaid \$1.25

A PRACTICAL and complete manual for the pipe smoker, including descriptions of pipes, pipe styles, features, care of the pipe, descriptions of tobaccos, aids to pipe smoking, and the technique of pipe smoking. No library is complete without it.

Order these books TODAY. Send check or money order to

CUSHMAN PUBLICATIONS

532 Pine Ave., Long Beach 12, California

All books sent postpaid. Immediate shipment. Send for yours NOW.



This meerschaum was once snow white, but the owner smoked it continually until it achieved this coal black color. To set the color he had the pipe boiled in oil.

**T**HE BEAUTIFUL, rich brown color which only a meerschaum pipe can give is not difficult to obtain, but it does take time, patience, care, and the observance of certain conditions and factors which must be followed closely.

Many a man smokes a meerschaum pipe today, but because of the delicate nature of the material, a meerschaum pipe is seldom seen on the street, on the job, or anywhere away from home. And although briar has supplanted the popularity of this Turkish contribution to the smoking world, meerschaum pipes still have their devotees who fondly maintain that no pipe gives the supreme enjoyment which is found only in pipes of

this famous white mineral.

A couple of generations ago, when briar pipes were something new, grandpa kept his fancy meerschaum pipe for his more restful hours, toting the more durable briar around with him during the day. At that time briar was but a substitute for the aristocrat of pipedom, and old timers never regarded it as being on the same level with meerschaum. The latter was easily carved, and beautiful pipes of every type were made from it.

The beautiful white color was a joy to the owner, but with the continual smoking of the pipe, the natural white coloration slowly turned to a light brown, then a medium brown, finally a

dark, rich brown, and in some instances a coal black.

Grandpa had his own pet theories on just how to darken a meerschaum, and there were about as many theories as there were pipes. About the only one that everybody agreed upon was that a pipe must be smoked to achieve the coloration, but from then on there were some mighty fantastic ideas.

Today, because of the lesser popularity of meerschaum pipes, the average man who buys a meerschaum for his collection does not know how to go about smoking it and caring for it properly. He has heard of the beautiful brown color that will come, he has heard of flannel, chamois, and received other bits of advice, but the more he asks of his friends, the more varied suggestions he receives until he becomes highly confused and is scarcely brave enough to start in on his new acquisition.

**I**N ORDER to correctly describe the processes of meerschaum care and coloring, it might be well to review

## How to

some of the characteristics of this white substance so that the reasons behind the procedures to be described will be more clearly understood.

Meerschaum is a mineral, hydrous magnesium silicate, the best quality of which is mined in and around Eskisher, Turkey. Coming from the ground in liver shaped lumps, it is washed and

These two meerschaums from the author's private collection illustrate the results that may be expected when the correct procedure is followed in coloring them. Note the even coloring in both pipes—indicating the use of correct technique.







Nothing should come in contact with the meerschaum bowl if even coloring is wanted. Flannel or chamois coverings (left) or holding the bowl in the hand (center) are injurious to the coloration. In this article the author explains the reasons why.

dried before being sent to the pipe maker.

After the pipe has been bored and shaped, it is immersed in tallow and beeswax for a long time and then dried and rewaxed. The better grades receive additional wax coatings.

*It is this wax on the outside of the pipe which is the main source of the brown color.* It is this thin coating of wax which begins to turn a rich brown as the pipe is smoked. If this thought is kept in mind, the suggestions to follow will make sense and will be more easily understood and remembered.

But how can you tell whether you are smoking the pipe too hot or not? The best test I know of is to place the bowl lightly to the cheek. This sensitive part of the face can't stand much heat, and if the bowl is too hot to touch to the cheek, it has reached the danger point. Let it cool, and then smoke more slowly.

**YOU** HAVE no doubt been advised against touching the pipe with the fingers, the alternative being given that the bowl should be covered with flannel or a piece of chamois, thereby

the pipe, trouble will be forthcoming.

So, then, let's delve into the chamois or flannel theory. Yes, such a covering keeps your fingers away from the warm wax, but what prevents the flannel or chamois from absorbing a bit of the wax? Not a thing in the world. When the wax is thin and a piece of any absorbent material comes in contact with it, some is sure to be taken from the bowl.

It is, therefore, easy to see why nothing should ever be allowed to touch the meerschaum pipe bowl when it is warm. How, then, can the pipe be held? There is but one answer — by the stem and by the stem only.

# Color a Meerschaum

## This Famous White Substance Turns to a Beautiful Golden Brown With Proper Treatment

By ED KOLPIN, JR.

(Recognized Authority on Meerchaum Pipes)

Now this coating of wax on the outside of the pipe responds to heat just like any wax. As the pipe is smoked and the bowl heats up, the wax becomes thinner in proportion to the heat applied. If the bowl gets too hot, the wax will begin to melt away and run down, leaving the top portion of the bowl free of any wax and, therefore, free of any ability to color, while the lower portion of the bowl will turn brown in uneven streaks, and the pipe will be a sorry sight.

For that reason, then, the pipe must never be allowed to get too hot, or the wax will melt and streak, and a beautiful, even, all-over color becomes an impossibility.

keeping the fingers from coming in contact with the meerschaum.

Let's analyze this. Why shouldn't the fingers touch the bowl? As the pipe is smoked and heat is generated, the wax becomes thin and watery. If you touch the bowl with your fingers at this stage of the process, surely some of the wax will come off on your fingers, or perhaps some of the oil of the skin will stick to the pipe. In either event there is sure to be a smudge, and the even coloring of the bowl has been disrupted.

Even when the bowl is cold, it is best not to touch it, for if there is the slightest bit of dirt or other foreign matter on the fingers and this is transferred to

**N**OW LET'S assume you have just acquired a brand new, good quality meerschaum pipe, and you wish to color it as beautifully as possible. First of all, resolve never to touch the bowl or let anything touch it when it is warm. And do not handle it at other times even when it is cold any more than is absolutely necessary.

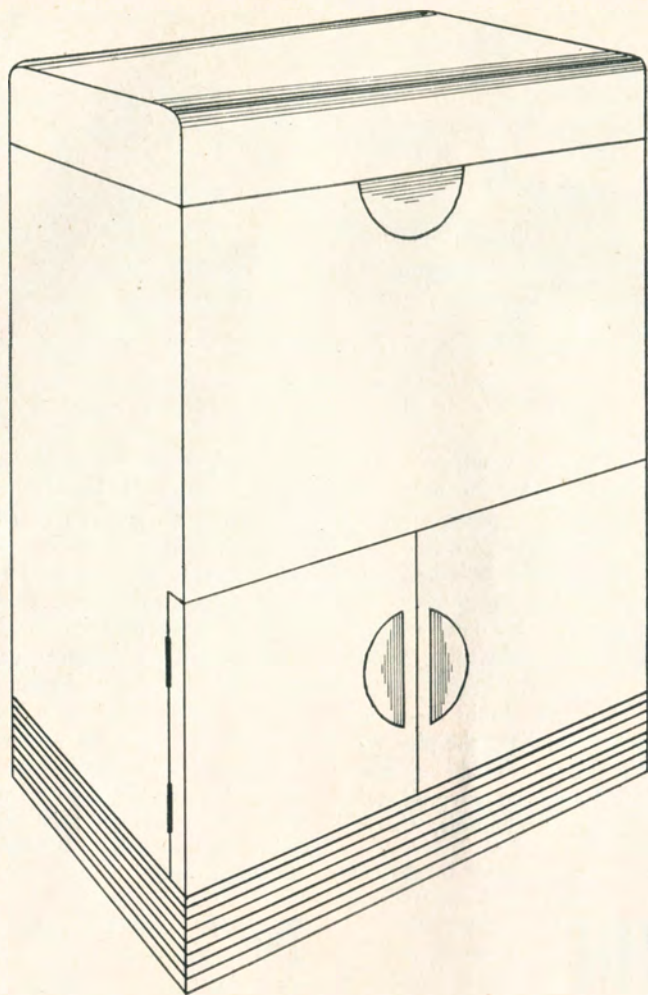
Make sure the hands are *clean* and *dry* each time before the meerschaum is to be smoked. I suggest that a meerschaum button be placed in the bottom of the pipe bowl to act as a grate and help the pipe stay lit longer, thereby eliminating excessive heating and puffing.

Then pack the tobacco in layers, with the first pinch of tobacco being placed in the bowl loosely, the next a bit more firmly, and the last quite firmly, until it is springy to the touch of the finger. This type of filling should be used for the first fifty pipe loads, and the coloring process will be quickened if a heavy Latakia blend is used at first.

Now light up, using a slow, long puff, rotating the match over the top of the tobacco area. Be sure the light is a good one by taking at least five long draws while rotating the match. Then tamp down the burned ashes and relight.

Burn the pipe down to the bottom of the bowl each time. This is important,

(Continued on Page 252)



# Pipe Humidor

Warm Circulating Air is Best  
If Pipes Are to be Retained  
In Proper Smoking Condition

By ROBERT M. SCHIRMER

**F**OR THE SERIOUS smoker who is interested in the ultimate in enjoyment of his pipes plus keeping them in perfect condition at all times, this air conditioned pipe chest is the answer.

The whole purpose of the cabinet as illustrated and described here is to keep pipes in prime smoking condition, to lengthen their years of usefulness and enjoyment.

It has long been recommended by connoisseurs and pipe experts that pipes should be stored in an upright position under dry and well ventilated conditions if they are to maintain their sweet smoking characteristics. This chest is designed to provide these conditions and at the same time effect a convenient and attractive cabinet for any part of the home.

The operations of the pipe chest consist of holding several pipes in an up-

right position and providing a circulation of warm dry air which dries the pipes and keeps them that way.

Fresh air is drawn into the chest through a series of holes in the mid-back by a slow speed suction fan. The air then passes by an electric light bulb which heats it, thus decreasing its relative humidity and increasing its drying ability.

The air, after passing by and through the pipes, is forced through another series of outlet holes at the top-back of the humidor.

The construction of the unit need not necessarily be a separate cabinet unless desired. It could just as easily be installed in a desk, bookcase, magazine rack, low table, or similar piece of furniture.

The size of the cabinet will depend entirely upon how many pipes the user intends to store, and if some other piece of furniture is utilized, the number of pipes it will hold will be governed by its size and the amount of space within it.

In determining how large to make the chest, allow two inches for each pipe. Thus ten pipes can be stored against a wall which is 20 inches long. If pipes are to be stored on more than one level, the height should be not less than 6½ inches. If the construction is to be so made that the pipes will be staggered on different levels, this should be carefully worked out individually in each case before construction is begun.

**I**N THE DIAGRAMS illustrated, accommodations are made for 24 pipes, six on each of the four sides. To accommodate this many pipes, the inside measurement of each side would have to be at least 12 inches. Squarely in the center of this model the designer has placed a humidor with four compartments thus accommodating four different kinds of tobacco. Such a humidor is optional, and the same space could just as well be used for the storage of more pipes if desired.

The material used for the cabinet can be of any substance desired. Wood will probably be found most convenient, and the details of construction will be readily apparent to anyone with even a little ability in wood working.

The size and number of holes is not important, but there should not be so many that the circulation of air is effected. In a cabinet the size illustrated (12 to 14 inches square) five holes of one inch diameter for the intake and a like number for the outlet are sufficient. The best construction has the intake holes below the level of the pipes and the outlet holes above them so that

the air is forced to pass around and through the pipes as it is circulated.

The fan should be of very slow speed since a rapid circulation of air is not only unnecessary, but is undesirable. Too rapid drying of the pipes is to be avoided. If the fan to be employed rotates too rapidly, it should be hooked up with some resistance in order to slow it down. The pitch of the blades has much to do with the effectiveness of the fan's suction power, and if after the fan has been slowed down it is still drawing too much air, the blades can be bent to a lower pitch thereby reducing the amount of air which is being circulated.

The size of the light bulb is determined by the climatic conditions prevalent in the location where the chest is used, as well as by the size of the air chamber within the chest. In the more humid sections of the country, or at the more humid times of the year, a larger bulb can be used than when the air in the room is relatively drier.

Also, the length of time the bulb is on will depend upon its size. If a ten watt bulb is used, it might run continually in a damp climate, or perhaps for 24 hours at a time two or three times a week elsewhere.

Heating units which fit electric light sockets are available from electric supply stores and can be employed if desired. Since they usually generate a great amount of heat, they will not have to be turned on more than a few minutes at a time. Heating elements from old toasters, flat irons, and coffee percolators can also be rigged up, and if they do not give off too much heat, will serve nicely.

The placement of the light bulb or heating unit is important only to the extent that the air will be heated and dried before reaching the pipes. In the design illustrated the air comes in through the intake holes, is forced upward by the fan and surrounds the light bulb, from which it radiates through the pipes—bowl first, comes out the stem, and finally leaves via the outlet holes. This is an ideal arrangement and is to be highly recommended for any installation.

**T**HE ACTUAL operation of the chest will depend upon many factors and can only be determined through trial and error. These variable factors include the relative humidity of the outside air, the amount of heat given off by the heating unit, the effectiveness of the fan in circulating the air, and the design of the cabinet and its contribution to the air circulation.

The heating unit and fan will not be turned on all the time, and the number of hours required for the forced circulation and drying of the air can be regulated manually each day or with auto-

matic mechanisms that will operate for a pre-described time whenever the door is opened. Clockwork so regulated that it will turn on light and fan automatically for a specific length of time each day is probably the best method. Such controls can be rigged up or purchased from hardware or electrical stores.

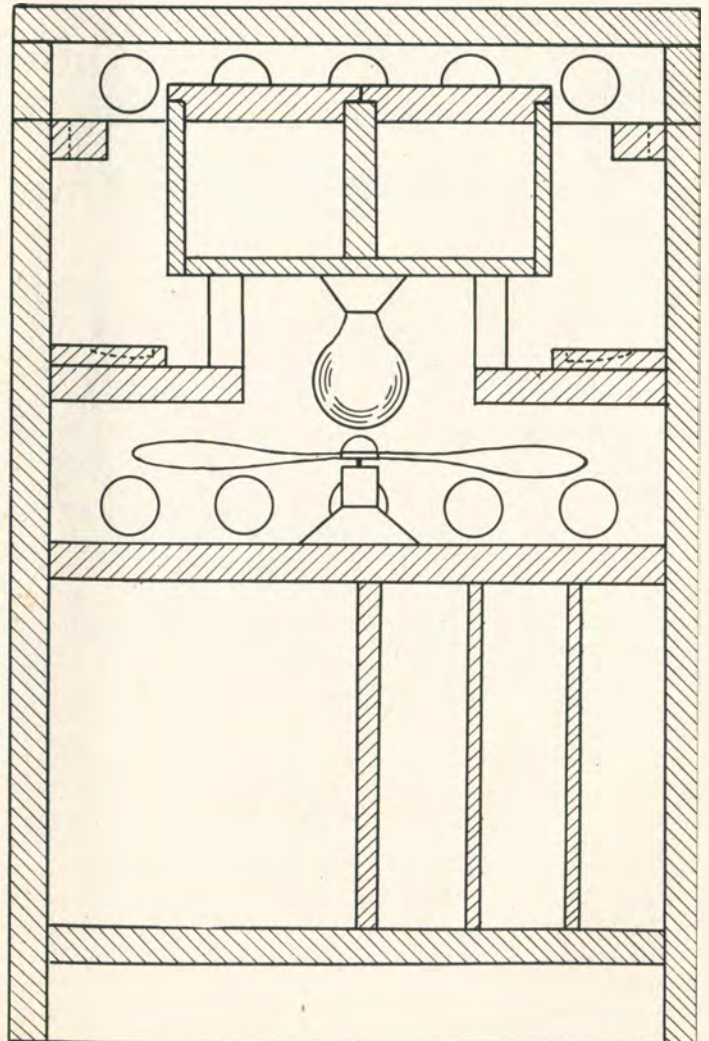
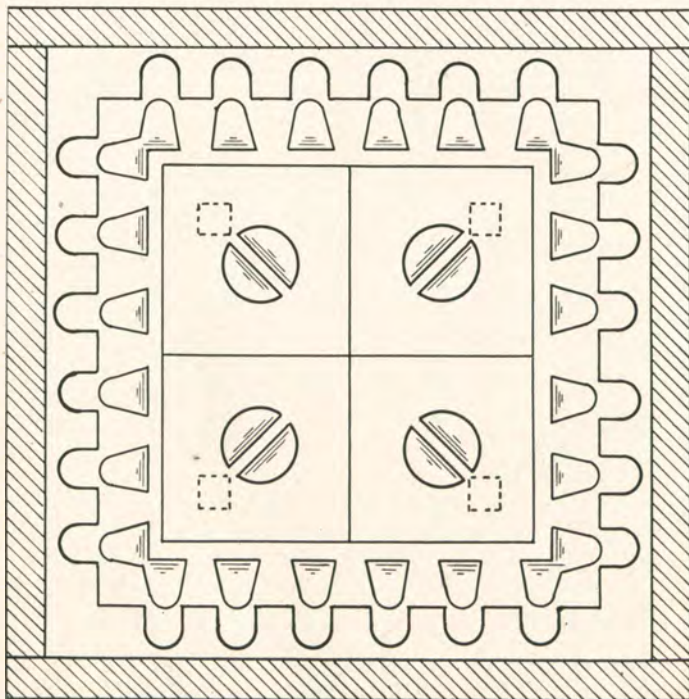
The length of time required to dry the pipe will depend upon the factors already described, and the amount of moisture in the pipe when it is placed in the chest. If a pipe cleaner is run through the pipe and all the excess moisture is removed, it should be thoroughly dry in about 48 hours. If it dries in less than 24 hours, there is too much hot air and the drying is too rapid.

Regulation of the mechanism should be made with this drying time in mind, and even after the regulation has been completed, adjustments will be required with changes in seasons and weather.

**A**N INDICATION of the effectiveness of the unit can be observed by taking two blotters of equal size and

(Continued on Page 254)

In this diagram of the pipe humidifier, the sketch below is a top view showing the location of the 24 pipes around the 4 sides, and the 4 section humidifier in the center. Right, a side view of the chest shows placement of the intake and outlet holes, fan, and light bulb.



**N**ATURAL rock, claws of giant lobsters and crabs, earth, wood, reed, clay, and bones of animals as well as humans were the substances from which primitive man made his pipes. Algerian briar and stately meerschbaum were as yet centuries away, so the man of the plains had to content himself with the materials close at hand.

The first word present civilization had of smoking was the description brought to Spain by Columbus of the little "Y" shaped tubes the Indians placed in their nostrils and through which they inhaled the smoke given off by the burning of specially grown herbs.

The development of the pipe as we know it today is often credited to later years, but the pipe was well known and used for many years—maybe centuries—prior to Columbus' voyage. Why he didn't find the pipe in use is unknown, unless he happened to land at a spot where the pipe was not in popular favor.

Historians are now pretty well agreed on the time smoking probably began, and this is in the first century B. C., the inhaling of the smoke began at some indefinite period before Christ.


Pipes were used as early as 100 B. C. because pictures and drawings of pipes found on stone, plaque, and on other ruins unearthed which date back more than 2000 years.

The study of primitive pipes must therefore be made largely from such drawings and other records discovered, since the pipes themselves are very rare. Stone pipes, which, by their nature, will not be destroyed by the years, are about the only actual pipes in existence today which were used by primitive man. Stems of nut shells, reeds, woods, and any other vegetable materials might have long since turned to dust, and the only evidence of their existence is gleaned from the ruins of temples and other buildings of a lost civilization.

**N**APOLEON III sent an expedition to Mexico for the purpose of exploring the Mayas, which lay hidden beneath the growth of the primeval forest. At the city of Palenque the exploring party unearthed one of the most beautiful of temples, and on one wall they discovered a carving which depicted a priest smoking a pipe.

This particular pipe is tubular in shape, extends some 12 to 15 inches from the mouth, and appears to be made of a large reed. The tobacco was no doubt placed in the end of the tube and lighted. No resemblance to a bowl is noted, and it is thought this carving was made before the bowl was developed.

At what year this carving was made



These are stone pipes which were made by the Indians many centuries ago. Both can be smoked by two people at the same time, the lower one having two tobacco bowls.

## Primitive Pipes

### Drawings and Pictures Remain To Reveal the Kinds of Pipes Employed Many Centuries Ago

By RICHARD HATHAWAY

is not known, but it is known that the Maya Civilization flourished between A. D. 470 and 620. At this time some great catastrophe seems to have overtaken the town of Palenque and the populace fled. Assuming that the above historical calculations are correct, this would place the time of this pipe in the 6th or 7th century.

Although the smoke coming from the pipe appears in the carving to be ornamental, it is possible that the straight stemmed pipe was used for ceremonial purposes. Since many drawings were found depicting priests smoking pipes, it may have been entirely a religious custom at the time practiced only by the priests.

The sculptoring on the wall is very well done, and shows the work of an artist. Other drawings found have been nothing more than rough sketches. Many of the "picture writings", pictures in a series which told many stories, have been unearthed which also show the

primitive pipes used in that era.

In one of these "picture writings", another drawing of a priest may be seen with a pipe. In this instance the priest is seated, smoking the pipe, and apparently doing so for the enjoyment of it, rather than for some ceremonial procedure. In this picture the artist was much less skilled than in the carving just described, and the picture might be said to be more decorative than realistic.

The pipe held by the priest is long and tubular, but is somewhat funnel-shaped, with the smaller end in the mouth. The tobacco is placed in the larger end.

**I**N THE AZTEC ruins numerous styles of pipes were found in the picture writings. The Aztecs were considered to have reached the highest level of civilization, and although many of their picture writings were destroyed by the fanatical Bishop Zumarraga who considered them proof of heathen morals

and godless living, several have been preserved and show the evolution of the pipe.

In these pictures from the Aztecs, a greater variety of people are shown smoking pipes, notably soldiers. One warrior, packed and ready for battle, has a large pipe in his mouth which is turned up on the end, much like the pipes used at the present time. It looks as though it were made of clay.

Another very ornate pipe appears to be nothing more than a large reed stem bent at a 90 degree angle in the middle. One end goes in the mouth, while the other end, sticking up in the air, holds the tobacco. Designs painted on the pipe are not unlike Navajo Indian patterns currently seen in their rugs and blankets.

Of course, it is possible that in making his paintings, the artist added the decorative touches, and it is not known that such ornaments actually appeared on the pipe.

Another which was unearthed depicts a man smoking a pipe of fantastic design. In fact, it somewhat resembles a Rube Goldberg invention. It appears to be made of an ordinary lead water pipe, for it resembles just that more than anything else. Starting from the mouth, it protrudes about two inches and then bends upwards where it branches off and curls around, finally ending in a double bowl. Heavy and awkward in appearance, it looks more like a design on a woman's hat than something even primitive man might use for a satisfying smoke.

**O**F THE MANY pipes which have lasted during the ages and which are actual proof of the types used by primitive man, stone and clay are the chief substances, with the former in the majority. On the opposite page may be seen stone pipes made and used by the American Indian many centuries ago. One of these, nicknamed the "honeymoon" style, is a double pipe, or pipe with two bowls, which may be smoked by two persons at the same time. These stone pipes were uncovered in LeFlore County in Oklahoma. The larger pipe is 15 inches long.

Pottery pipes, which are decidedly more rare than the stone variety, are shown on this page. To what extent they were used by primitive man is anybody's guess, but it is a good bet that these pipes were in greater number because they were far easier to make. A child could fashion several at a time, bake them over a fire or in a crude oven, and they were ready for use. Stone, on the other hand, took many hours or days of labor before the pipe made of this material was finished.

The pottery varieties shown here are all of North American origin, for they were found in the Eastern United States. The two above came from Georgia, while the two below were discovered in New York State. The years when they were probably in use is unknown, although the angle of the bowl would indicate some time prior to the landing of Columbus.

The two at the top indicate earlier manufacture than those below, for the bowl is no where near the common 90 degree angle. It is also possible that in some sections of the continent the styles of pipes changed more rapidly than in

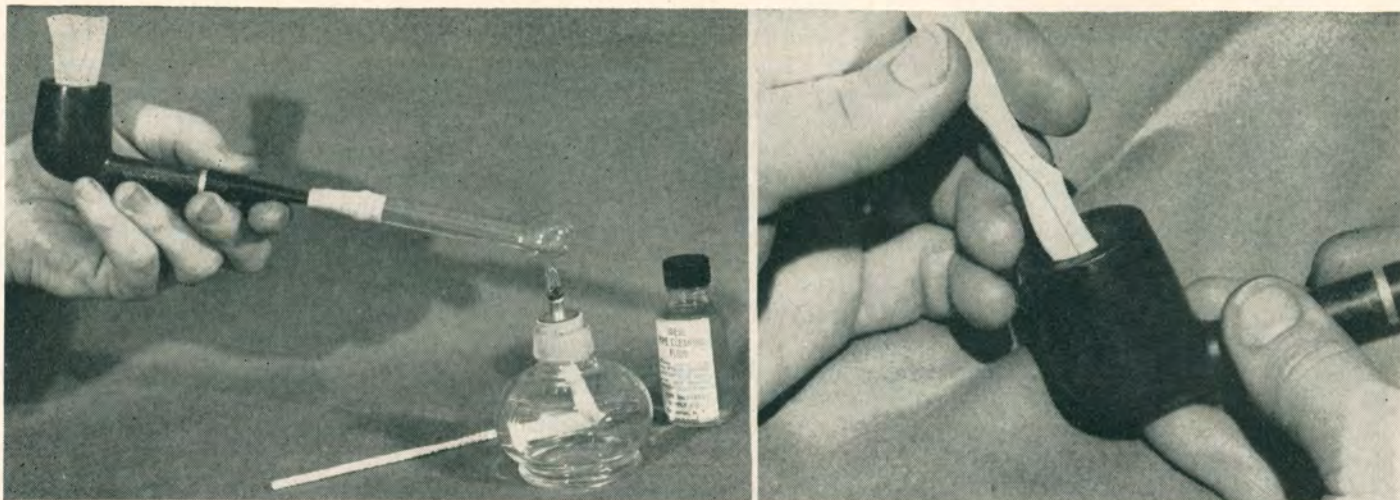
others, with the result that the right angle for the tilt of the bowl was discovered sooner one place than in another. Since primitive tobacco was smoked very dry, it would fall out of the pipe unless the farther end was turned upward in the conventional bowl fashion.

Primitive pipes were, on the whole, very plain. Vary little evidence is seen which shows the early North Americans tried to improve the smoke. For centuries they were content to place the dried leaf in one end, light it, and draw in the smoke from the other. Although various shapes were found, none would

*(Continued on Page 254)*

**These early American pipes are thought to be pre-Columbian. They are made of pottery. The two above were found in the State of Georgia, the two below in New York.**





Pipe reconditioning becomes an easy matter when the proper equipment is used. A pyrex tube attached to the pipe stem is filled with a special cleaning fluid which, when boiled, cleans the pipe. Right, cardboard spoon cleans out loosened residue.

# Pipe Refreshening

## New Cleaning Idea Keeps Pipes In Top Smoking Condition, Old Pipes are Made Like New Again

By LYLE DAVIS

**T**HE CAREFUL smoker who wants to see that his pipe receives the best of care will be interested in a new pipe cleaning and refreshing process which has recently been announced together with the necessary tools and equipment to properly carry out the task.

The system in a nutshell is the application of steam vapor from a specially prepared solution by means of boiling the liquid in a Pyrex tube made and sold especially for the purpose.

The whole procedure is extremely simple and is neither costly nor time consuming, and results in a clean, new, fresh pipe which is ready to give years of added service.

In using this system to clean and refreshen the pipe, it is first cleaned as thoroughly as possible with a pipe cleaner. All excess moisture and tobacco particles and residue are thus removed. All cloth filters and other detachable parts of the pipe are also set aside while the pipe is worked upon.

Two Pyrex tubes are employed in the

process, the bowl of one being about as large as the diameter of a quarter, while the smaller one is about as large as a dime. Bits of rubber tubing connect the tubes to the pipe bit.

The larger of the two is used first, and it is filled about half full of a cleaning fluid prepared especially for this use. With the Pyrex tube connected to the pipe stem, heat is applied by means of a small alcohol lamp or gas burner to the bowl of the tube. A small flame not over one quarter of an inch in height is all that is necessary. A piece of absorbant tissue should be placed in the bowl of the pipe to prevent any possibility of the fluid getting into the pipe bowl or spilling over it in case of accident due to careless handling.

As the bowl of the Pyrex tube heats, a light vapor will be seen to travel upward into the stem and shank and finally into the bowl of the pipe. This loosens the tar, gum, oils and other residue found in the average pipe that hasn't been regularly cleaned. The pipe is

always held at an upward angle as illustrated here.

After the vapor has penetrated through the stem and shank for about a minute, this larger tube is removed from the pipe bit. The fluid is poured from the larger to the smaller tube until the bowl of the latter is just filled and no more.

**T**HE RUBBER nipple of the smaller tube is now placed over the stem of the pipe and the fluid is again heated as before. With a full bowl, the boiling fluid will be forced up into the shank of the pipe. By removing the tube from the flame, the fluid will again come down into the bowl of the pipe, and the process should be repeated five or six times.

This will force the liquid up to the bowl of the pipe and back again several times, and each time will bring with it loosened tars, oil and gum. The fluid by this time will be quite dirty, but it means the pipe is getting a thorough cleaning in the process.

The average pipe will be pretty clean by this time, and the job can be terminated. The inside of the bowl may still have some dirt or residue in it, and this can be removed with a piece of stiff cardboard or a "spoon" made just for this purpose.

This may then be followed by further cleaning and drying the inside of the bowl with a piece of cloth or absorbant tissue. The bit may be flushed out with running water, after which a pipe cleaner is inserted to get the remainder.

A pair of cleaners should be inserted in the shank to remove all existing moisture and foreign matter.

The pipe is now clean and ready for use. It may be smoked immediately, or left to dry out more thoroughly if

*(Continued on Page 253)*

# Tobacco Cartridges

## This New Idea Could Very Well Change the Present Method of Putting Tobacco in the Pipe

By JAMES MORRISON

**T**HE EDITOR of PIPE LOVERS handed me a flat box which might have contained a man's leather wallet and said to me, "Here, try these out for a couple of days and then report back to me what you think of them."

"O. K." I replied, "What are they?" "Have a look," was the prompt answer.

I took off the top and saw a bunch of little tubular sacks slightly over an inch long and almost half an inch in diameter. "What are these, boss, some new kind of tea bags?" I asked. "Where's the string?"

"No," he replied. "Those are little cartridges of pipe tobacco. You place one in your pipe, tap it a bit to pack it firmly in the bowl, and then light it. I'm assigning you to try them out, experiment with them, and write up your observations for an article in the next issue. There are thousands of pipe smokers

who are interested in them and how they work out."

"But, boss, won't the cloth sack burn? I'm not going to smoke rags."

"That's not cloth, that's spun glass, and you should have learned in the fourth grade that glass won't burn."

Hmm. Bet the boss is trying some practical joke on me, but then, he's the guy that signs the checks on Friday. I 'spose I'll have to go through with it.

Next day I was a few minutes late to the office and as I walked in the door Peggy looked at me and motioned to the back hall, which was all I needed to tell me that I was wanted at the big oak desk on the carpeted floor. Now I was going to get it for being late to work. I should have gotten up earlier. Well, I figured I may as well face it.

"I was wondering," he began, "if you had a chance to try out those cartridges yet."

"Well, you see, boss, it was this way .

... I — — Oh, the cartridges." What a relief. Perhaps he hadn't even noticed I was late. "The cartridges. Sure, sure. Why, last night Pete called and asked me if I wanted to go to the ball game with him out at the ball park and, not having seen a ball game for nearly two weeks, I replied that I would, so he says . . ."

"I'm not interested in ball games now. What I'm interested in is those tobacco cartridges. Have you had a chance to try them out yet?"

"Boss, like I'm trying to tell ya', Pete wanted me to go to the ball game and I took those cartridges along. After we sat down I decided to try one.

**S**O I TAKES out one of these new things and puts it in my pipe like you told me, and, frankly, boss I was afraid to light it. But I did, I did.

"And you know, it was really a nice smoke. I put it in the bowl, lit it, and it smoked free and evenly. My pipe didn't go out so often, either.

"Well, I smoked away really enjoying my pipe and then towards the last of the third Lonnie Shale was on first and Curley Adams was at the plate. All of a sudden he connects for what looks like a three bagger if not a home run and the crowd . . ."

"I'm not interested in the ball game, what about those cartridges?"

"Oh, sure, sure, boss. Well after the excitement of that inning died down I decided I was ready for a second pipeful and I started knocking out the ashes, you know, the usual way, by tapping the bowl of the pipe on the palm of my hand. Then I saw that sack in there and in a flash I lifted it out and discarded it. Would you believe it, boss, honest,

*(Continued on Page 252)*

The small cartridges of tobacco are easily slipped into the pipe bowl, and are just as easily removed, taking with them all the ash, moisture, and unwanted residue. Made of spun glass they cannot burn, leave no odor, and do not have any taste.





Am  
Pipe







Left to right, top row, Paul Whiteman, famous orchestra leader and Director of Music of the American Broadcasting Company, smoking a pipe given him by the Duke of Windsor; Ezio Pinza, bass-baritone with the Metropolitan Opera Company; Bing Crosby, famous crooner and Paramount Picture star; Victor Young, CBS orchestra conductor for the Tony Martin program; and Ginny Simms watching Frank Sinatra, famous crooner and bobby sox idol.

Second row, Jose Iturbi, MGM musician-actor, and Jack Meakin, musical director for NBC's "Great Gildersleeve" program.

Bottom row, Bernard Katz, musical director for the CBS' "Mayor of the Town" program and Mutual's "Richard Davis, Investigator"; Jeff Alexander, a musical director at CBS; Lucien Morawek, music arranger for CBS' mystery program "Suspense", and Shep Fields, well known orchestra leader and pipe collector, holding his favorite of over 200 fine specimens. This one is an original porcelain by Jacob Petite dated in the early 18th Century and given to Fields by the eminent decorator Frederick Victorio who picked it up in an old shop in Paris.

# Pipes and Music

## America's Famous Musicians Find a Great Aid to Their Work



**O**IL AND WATER won't mix, according to an old saying, but pipes and music definitely will. And for proof, if any is necessary, ask any of a hundred famous musicians and they'll all point to a set of pipes with pride declaring that invaluable help is received from a well seasoned briar.

One of America's most famous musicians who mixes his pipes with his music is the King of Jazz, Paul Whiteman. For many years a pipe fancier and connoisseur, he says the only way to thoroughly relax is with a good pipe.

His collection is not large, but it is made of the best. Among his 200 pieces are gifts from his former proteges, including Bing Crosby, which he is smoking on this month's cover, the Duke of Windsor in the days when he was Prince of Wales, which he is enjoying in the upper left hand photo on this page, and others such as Morton Downey, the Dorsey Brothers, Joan Edwards, Mildred Bailey, Roy Bargy and Henry Busse—all well-known names in music who received their start from the famous Jazz King.

Paul keeps about three quarters of his pipes in his study at Walking Horse Farm, his 600-acre ranch in Rosemont, N. J., and the remainder at the New York offices of the American Broadcasting Company where he is Director of Music.

He takes good care of his pipes, and keeps them packed with pipe cleaners when not in use. He dislikes people who frown on pipes, and he often refuses to go to snooty restaurants which have tabooed pipe smoking. He tries out all the latest pipes and gadgets, and has a large supply of pipe cleaning fluids, patented reamers, fancy racks and elaborate humidors.

Paul delights in demonstrating the gadgets to visitors, and his pipe smoking friends are always asked to fill their pouches from Whiteman's tobacco jars.

Paul's best known student and alumnus, Bing Crosby, learned not only music but the ways of smoking a pipe from his famous teacher. Bing is never without a pipe or two, and only when he opens up with a song does he lay it down—even for a moment.

Of Metropolitan Opera fame is (Continued on page 254)



Left to right, top row, Paul Whiteman, famous orchestra leader and Director of Music of the American Broadcasting Company, smoking a pipe given him by the Duke of Windsor; Ezio Pinza, bass-baritone with the Metropolitan Opera Company; Bing Crosby, famous crooner and Paramount Picture star; Victor Young, CBS orchestra conductor for the Tony Martin program; and Ginny Simms watching Frank Sinatra, famous crooner and bobby sox idol.

Second row, Jose Iturbi, MGM musician-actor, and Jack Meakin, musical director for NBC's "Great Gildersleeve" program.

Bottom row, Bernard Katz, musical director for the CBS "Mayor of the Town" program and Mutual's "Richard Davis, Investigator"; Jeff Alexander, a musical director at CBS; Lucien Morawek, music arranger for CBS' mystery program "Suspense", and Shep Fields, well known orchestra leader and pipe collector, holding his favorite of over 200 fine specimens. This one is an original porcelain by Jacob Petite dated in the early 18th Century and given to Fields by the eminent decorator Frederick Victorio who picked it up in an old shop in Paris.



# Pipes and Music

America's Famous Musicians Find a Great Aid to Their Work

**O**IL AND WATER won't mix, according to an old saying, but pipes and music definitely will. And for proof, if any is necessary, ask any of a hundred famous musicians and they'll all point to a set of pipes with pride declaring that invaluable help is received from a well seasoned briar.

One of America's most famous musicians who mixes his pipes with his music is the King of Jazz, Paul Whiteman. For many years a pipe fancier and connoisseur, he says the only way to thoroughly relax is with a good pipe.

His collection is not large, but it is made of the best. Among his 200 pieces are gifts from his former proteges, including Bing Crosby, which he is smoking on this month's cover, the Duke of Windsor in the days when he was Prince of Wales, which he is enjoying in the upper left hand photo on this page, and others such as Morton Downey, the Dorsey Brothers, Joan Edwards, Mildred Bailey, Roy Bargy and Henry Busse—all well-known names in music who received their start from the famous Jazz King.

Paul keeps about three quarters of his pipes in his study at Walking Horse Farm, his 600-acre ranch in Rosemont, N. J., and the remainder at the New York offices of the American Broadcasting Company where he is Director of Music.

He takes good care of his pipes, and keeps them packed with pipe cleaners when not in use. He dislikes people who frown on pipes, and he often refuses to go to snooty restaurants which have tabooed pipe smoking. He tries out all the latest pipes and gadgets, and has a large supply of pipe cleaning fluids, patented reamers, fancy racks and elaborate humidors.

Paul delights in demonstrating the gadgets to visitors, and his pipe smoking friends are always asked to fill their pouches from Whiteman's tobacco jars.

Paul's best known student and alumnus, Bing Crosby, learned not only music but the ways of smoking a pipe from his famous teacher. Bing is never without a pipe or two, and only when he opens up with a song does he lay it down—even for a moment.

Of Metropolitan Opera fame is (Continued on page 254)





James C. Huff of St. Louis says this is his favorite pipe. The detail is unusually fine, and the work was done by an expert pipemaker in Austria 100 years ago.

# The COLLECTORS' PAGE

when I got pretty homesick, and it became my best friend, always ready to give me peace and comfort. It's like a close pal of mine, and if I had to dispose of all of my pipes but one, this is the one I would keep."

A genuine hand carved meerschaum thought to be over 100 years old is the favorite of James C. Huff of St. Louis, Mo. "I like it because of its beauty,"

**M**OST COLLECTORS have a favorite in their collection. No, not always, perhaps, but generally speaking if you will ask a collector which of his pipes he calls his favorite he may hedge a moment, but upon pressing him, he'll come up with one which he prizes above all others.

What makes a pipe a favorite? It varies in every instance! Sometimes it's the expert quality of the workmanship, sometimes it's the substance from which the pipe was made, and likely as not it's the association of the pipe with some individual or event. With some collectors it's the smoking quality of a pipe that makes it a favorite.

Ken Brown, PIPE LOVERS' question and answer expert, admits his favorite pipe is just a plain old briar, like you could buy in any pipe shop, but it was given to him by his girl friend years ago. A lovers' quarrel followed, but the pipe effected the make-up, and they were married shortly thereafter. With such an association it is easy to see why that ordinary briar is prized above all others in Ken's collection.

W. E. Smith, famous Texas collector, has dozens of beautiful pipes, hand carved meerschaums, handsome pieces from wood of the Black Forest, and oriental masterpieces, but he picks out an ordinary little scuffed-up briar as the one he prizes most of all.


"I didn't pay more than a couple of dollars for it," he says, "but it went everywhere I went in the South Pacific for 16 months. It kept me company

## Collectors' Favorites

Most Collectors Have Favorite Pipes, And Reveal Here Reasons Why Some Stand Out Over Others

By ROBERT DUNCAN

G. B. Leverett of Kansas City made this pipe which is now in his own collection. He originally made it for a friend whose hobby is ships and then men who sail them.



PIPE LOVERS



H. P. Thompson, Pardeeville, Wisconsin, newspaper publisher, retired in order to have more time to collect pipes. Here he is shown looking at some of his favorites.

he says, "and the extra fine quality of the workmanship."

The pipe, pictured here, was made in Austria by an expert pipe maker. Although not large, it is indeed well done, and would be a welcome addition to any collection.

**M**ANY OF the pipes to be found in G. B. Leverett's collection were made by himself. This Kansas City collector delights in carving his own items, and has turned out many for other collectors. One of his favorites, he claims, is the one illustrated here of the head of an old salt of the sea.

A few years ago a friend who is interested in ships and the men who sail in them asked Leverett to carve several pipes for him on this theme. This old sea Captain turned out to be one of the

best he produced, and he kept it as the prize of his lot.

H. P. Thompson, Pardeeville, Wisconsin, newspaper editor put out his final edition a few weeks ago and decided to let someone else distribute the news while he retired in order to more vigorously pursue his favorite pastime of pipe collecting.

He is shown here with some of his favorites, and he says all of them were given to him by famous people like Bobby Jones, Ex-Governors Heil and LaFollette of Wisconsin, Bing Crosby, Mayor Hoan of Milwaukee, Bob Burns, and others.

His current favorite? Sure, he has one. "It's a beautiful meerschaum," he says, "brought to me from Austria by an army captain who was quartered for a time in the country home of Admiral

Doenitz of the German Navy."

A close second, he admits, is a seaman's pipe dredged from the bottom of the Delaware River nearly two hundred years old. Another which he likes is a curious shell pipe from the South Seas. He started collecting in 1938.

A favorite is a pipe you would like least to give up. If you don't think you have a favorite or two, start sorting your pipes and setting aside those you care least about. In the end you'll end up with one or two that no one can take from you. Who said you didn't have a favorite?

## SWAP and EXCHANGE

*This listing is a free service to collectors who have pipes they wish to buy, sell, or exchange with other collectors. Send in your list and description for inclusion in next month's issue. There is no charge for this listing.*

**SEVERAL FINE** German porcelain pipes to exchange for pipes from the Pacific area and Indian pipes needed to fill out my collection. KENNETH W. SANTEE, 2109 Hanover Avenue, Allentown, Penna.

**IVORY SHANK SHAPED** like lady's hand holding meerschaum bowl, silver ferrule, amber stem. Beautiful pipe. For Sale. MRS. L. CHATTERTON, Route 1, Greensboro, Alabama.

**HAND CARVED** meerschaum pipe for sale. Odd design. L. A. GAUSTAD, 465 E. California St., Kallispell, Montana.

**NEW AMERICAN** made meerschaum pipe—never smoked — perfect condition. WILLIAM NORVALL, 149 West 77th St., Seattle 7, Washington.

**MEERSCHAUMS, INDIANS**, oddities, outstanding collection of 500 for sale at less than half of appraised value. GEORGE HOLLETT, 580 Culver Road, Rochester 9, N. Y.

**HAND carved** meerschaum, carved dog on bowl, silver band, amber stem. Picture available if genuinely interested. MRS. FLORENCE McKECHNIE, R.F.D. 3, Pontiac, Mich.

**BIG MEERSCHAUM** pipe for sale, rare, priceless, hand carved in Turkey. A really beautiful pipe. SELMAN PINAR, 10775 Lindbrook Drive, Los Angeles 24, California.

**MEERSCHAUM Pipes** for sale. Handsomely carved in shape of a horse's head and dog's head. Write for more complete description. Mrs. LOUIS GOLDSMITH, 4506 St. Charles Ave., Apt. K, New Orleans 15, La.

**WANTED**—Pipes from the South Pacific and Africa. Also, any pipes in good condition of interest to a collector. ROBERT L. FISHER, 835 Madison Ave., New York 21, New York.

# Breaking In the New Pipe

(EDITOR'S NOTE: Believing that breaking in a new pipe is of primary interest to all readers, PIPE LOVERS presents in this column each month the recommendations suggested by America's leading pipe and tobacco manufacturers. This month's suggestions come from the Knickerbocker Pipe Company of Brooklyn, N. Y.)

A NEW PIPE is an investment in a smoking pleasure—it means uncounted hours of pleasant relaxation and enjoyment.

Your new Knickerbocker is designed to give you the fullest measure of the enjoyment a pipe is intended to provide.

If you are to realize the utmost in smoking enjoyment, you must observe certain fundamental procedures in breaking in the new pipe. Its care is a simple matter, yet very important.

The following rules should be followed carefully to insure the best care being given to it.

1. In cleaning out the ashes, do not knock your pipe on a hard surface. This will chip or crack the pipe bowl. A pipe tool should always be used.

2. Run a pipe cleaner through the shank after every two or three smokes to absorb the juices naturally formed by burning tobacco.

3. Always rest your pipe with the bowl down so that any juices present will not run back into the mouthpiece and produce a bitter smoke.

4. Light the entire surface of the tobacco, so that it will burn steadily and produce an even cake. Failure to do this results in an uneven cake partially unburned tobacco, and an unsatisfactory smoke. If the pipe goes out before it is completely burned, there is no harm in relighting it.

5. Do not permit the cake in the pipe to become thicker than one-sixteenth of an inch. If the cake becomes thicker than this, damage to the bowl is likely to result. Since this carbon cake expands under heat faster than the wood of the briar bowl, the bowl may be split and ruined.

6. Alternate your pipe each day, as smoking any one pipe too often will not allow sufficient time for the pipe to cool and give the smoking enjoyment intended.

These rules are not prepared to make pipe smoking a complicated procedure, but rather to bring out the best that a pipe is capable of giving. They are easily learned and should be followed.



# PIPE

Helpful Hints and Ideas that

## MY FAVORITE BLEND

(Each month the editors of PIPE LOVERS award to the person sending in the best "Favorite Blend," a very fine tobacco pouch. All contributions should be addressed to the editor.)

Here is a slow-burning, rich, mellow smoke, well balanced in aroma and without bite.

Maryland .....	4 oz.
Carolina .....	4 oz.
Perique .....	3 oz.
Latakia .....	3 oz.
Cavendish No. 1 .....	2 oz.
Turkish Yenedje .....	4 oz.

For best results, the above should be cased with half rum and half glycerine and allowed to season for a month or more.

—EDWARD M. BANGS,  
Davisville, Penna.

## Pipe Tobacco Is Rotated

I have read a lot about rotating pipes for best results, but so far I have never seen or heard of any system for the rotation of tobacco for equally good results.

Perhaps most smokers prefer one tobacco all the time, day in and day out, but I am different. I like to switch blends from day to day.

As a result I have purchased half a dozen of the inexpensive roll-type, transparent pouches, and into each I have placed a tag denoting the day of the week. The blends are varied, and by smoking a different blend each day it seems as though I am smoking something new, and the taste remains tops all the time.

The blends vary from mild to strong, and for me, I find it gives pipe smoking an extra something to have what seems like a new, yet familiar blend, each day.

—HARRIS WRAY,  
St. Joseph, Mo.

## Cleaner Soaked In Whiskey

I often hear of placing a pipe cleaner in the pipe stem and shank to dry the pipe and keep it clean.

I have gone one step further than this and do a mild deodorizing process at the same time.

This is easily and simply accomplished by first saturating the pipe cleaner with a bit of whiskey or rum or similar preparation.

The alcoholic content of the solution tends to act as a neutralizing agent, and the flavor sweetens the pipe and takes away any undesirable odor which may be present.

Obviously the pipe cleaner is not treated each time, for then the pipe would never get a chance to dry out, but I find that a cleaner treated in this manner and applied about one time in ten keeps any pipe in prime smoking condition.

—ROBERT MILLIGAN  
Brooklyn, N. Y.

# CRAFT

Make Pipe Smoking More Enjoyable

## Only Four Pieces Are Required To Build this Simple Pipe Rack

A wood lathe, a few pieces of scrap wood, and a spare evening are all that are needed to construct this simple pipe rack which holds four average size pipes.

Any type of wood may be used, and in the one shown here, ordinary pine was employed. A burned ivory finish completed the project to the extent that it looked very professional.

The photo diagram at the right below is one third actual size. The base is made by using a piece of 1 inch board and cutting it on the lathe to an 8 inch circle. The inside is then gouged out as shown in order to accommodate the pipe bowl.

The small ridge toes in  $\frac{1}{4}$  of an inch, and the gouged out portion is  $2\frac{1}{2}$  inches in width. The depth is not over  $\frac{1}{4}$  of an inch. This leaves a section  $2\frac{1}{2}$  inches in diameter in the middle of the base which remains untouched.

The top part of the rack is made by cutting another circle of 1 inch stock to a diameter of six inches. The edge can be

grooved as illustrated, or given any design wanted by the builder.

These two circles, after being sanded, are cut squarely in two, thereby resulting in two tops and two bottoms, so that two pipe racks can be constructed if desired. Or, the top and bottom sections can be left uncut, and a circular pipe rack can be made instead of the one pictured.

The center spindle is then cut out. It should be  $5\frac{1}{8}$  inches over all, having a diameter of from  $\frac{3}{4}$  to 1 inch. Tenons are cut at the top and bottom of the spindle,  $\frac{3}{4}$  " at the bottom, and  $\frac{3}{8}$  " at the top. The tenons are  $\frac{1}{2}$  " in diameter.

A knob which sets off the rack and serves as a means with which to carry it is then made similar to the one illustrated. The over all height of the knob including the tenon should not be over  $1\frac{1}{2}$  ". Larger knobs will appear out of proportion. The design shown is very attractive and convenient in carrying the rack. The tenon of the knob should

**Pass 'Em Along**  
Pass along your ideas, short cuts, pet discoveries, and suggestions to fellow pipe enthusiasts. Contributors whose ideas are accepted and appear on this page are given a Ronson Lighter employing the "press, it's lit—release, it's out" action, together with a Ronson Servicer which consists of a full kit of lighter accessories, courtesy of the Ronson Lighter Manufacturer.  
Send all contributions, with photos and diagrams when necessary, to the editor. This is your page. The other fellow wants to know what you've discovered that makes pipe smoking more enjoyable, the same as you like to read about his, so send yours in today.


not be more than  $\frac{3}{8}$  inch, and should be of half inch diameter.

Three quarters of an inch in from the back edge of both the top and bottom sections, a half inch hole is bored. Into these holes fit the upright spindle and the knob.

In the top section, four  $\frac{3}{4}$  " holes are bored, and these are centered  $\frac{3}{4}$  " from the front or outside edge. They are spaced equidistant from each other as shown, the space between centers being approximately  $1\frac{3}{4}$  ".

It is now but a simple matter to finish all four sections with a piece of sandpaper, and to glue the sections together. The long tenon on the spindle goes in the bottom, with the shorter length fitting in the top. Three brads driven into the back of the top and bottom sections will hold them permanently. The design fits well against flat wall spaces in office or den.

—D. C. HOWARD,  
Chicago, Ill.



# Pipe Clubs

## Move is Made to Re-Establish National Order of Pipe Smokers By Officials of Former Group

**A** MOVE TO re-establish the currently inactive National Order of Pipe Smokers has recently been made by some of the original members. This nationwide association of pipe smokers was no doubt the largest organization of its kind when it was in operation, and the enjoyment the members received has prompted the present move towards its revival.

The National Order of Pipe Smokers was organized in Atlanta, Georgia, in 1919, by one of that city's leading physicians, Dr. Horace Grant. Members were at first composed of only a small handful of Atlanta pipe smokers, but the popularity of the new order grew by leaps and bounds as it received nationwide publicity.

In fact, the National Order soon became International when men in England asked for membership. Sir Harry Lauder was one of the most enthusiastic members.

Eventually national officers were elected, headed by Dr. Grant as president. There were six trustees, one of which, Mr. Albert Almand, now hopes that sufficient interest will be aroused among pipe smokers in this country as well as elsewhere to again re-establish the order.

What did the members do? In any town or community where there were enough members to have meetings, these were held. In the home town of Atlanta, Georgia, where the largest unit was to be found, the group had smoking parties and dinners at which time many tall tales of the greatness of being a pipe smoker were sounded off.

The order flourished for seven years until the death of its founder and standard bearer in 1926 and, lacking someone with the doctor's interest and enthusiasm to carry on, the order slowly became less and less active.

Almand feels the order had much merit and he hopes to see it revived. He has offered to lend his services and assistance towards this end, and he invites inquiries from pipe smokers everywhere who would like additional information about the organization. If sufficient interest is shown, reorganiza-

tion will take place within the next month or two, followed by a national election of officers and trustees, with early enrollees becoming charter members of the new group.

Those who would be interested in a revival of the N. O. P. S. may write to the club editor or direct to Mr. Almand who has offered to give added information to all inquiries. Since a rather large number are expected, he states that a stamped, self addressed envelope for a reply would be appreciated. He may be addressed: Albert I. Almand, N. O. P. S., Club Camp Hospital No. 52, 333 Holderness Street, S. W., West End, Atlanta, Georgia.

The response generally, and the progress of the order will be reported promptly on this page each month.

### New Clubs

Neither summer heat nor humidity are stopping new groups from organizing pipe clubs during the summer months. Several pipe enthusiasts have written the club editor for details regarding the formation of pipe clubs in their locality, or for information on clubs already in existence. In each case a set of recommendations on forming a pipe club just published by the editors of PIPE LOVERS Magazine has been forwarded to those requesting it.

---

### PIPE CLUBS

*Are you a member of a pipe club? Would you like to join or help form one in your community?*

**If so, write in and tell us and we will promptly advise you as to the name and address of the nearest club in your community.**

**If there is no club in your town or locality, we will put you in touch with other pipe smokers interested in forming a local pipe club if you so desire.**

**Write to**

**PIPE LOVERS MAGAZINE**

**532 Pine Avenue  
Long Beach 12, California**

---

### HEMPSTEAD, N. Y.

Pipe smokers in the vicinity of Hempstead who are interested in forming a new club will find an enthusiastic member in Donald E. Smith. He has written the club editor for information as to any existing group, or, if none is available, how one might be formed.

Readers in or near Hempstead who would like to experience the fun and fellowship of a pipe club can get in touch with Smith at 76 Prospect Street, in Hempstead.

### WORCESTER, MASS.

A new club in this section of Massachusetts looks probable, especially if the enthusiasm of J. L. "Scottie" Byrne continues at its present high level. "Scottie", who lives in nearby Milbury, says his home town is probably too small for the successful organization of a pipe club, but he is sure that there are enough pipe enthusiasts in the larger town of Worcester to make such a venture profitable.

So, you Worcesterites, here is your lead towards a lot of fun plus a chance to swap pipe tales and get a few first hand tips on pipology. You can reach J. L. Byrne at 5 Pearl Street, or if more convenient leave your name at the Owl Shop on Main Street in Worcester. Here's to the successful organization of the Worcester Pipe Club.

### CHICAGO, ILLINOIS

The formation of a second club in Chicago looms as a possibility. William Horn, of 1348 N. Lawndale Avenue, has requested information on how to go about organizing such a club, and the details have been sent to him.

Chicago pipe smokers living in the vicinity of Mr. Horn who would like to get together now and then for an evening devoted to pipes and tobaccos should contact him at the above address.

### LANSING, MICHIGAN

The newly formed club in East Lansing may have a close neighbor, according to word from Leonard Deason who has expressed interest in helping organize one in Lansing.

He invites pipe smokers in and near Lansing to get in touch with him at 2014 Beal Avenue. Now, with two clubs in the Lansing area, no one interested in joining such a group need miss out on the fun.

### TOLEDO, OHIO

"Is there a pipe club in or near Toledo?" writes John A. Murphy of that city. The club editor has no record of any such unit in that vicinity. Murphy went on to say that he is interested in getting together with other pipe smokers in Toledo, and solicits the help

and assistance of others who are interested.

He invites Toledo residents to get in touch with him at 1581 Jermain Drive.

## Club Doings

### SANTA MONICA, CALIF.

The recently formed pipe club in Santa Monica was scheduled to hold its first organizational meeting in July, according to Larry Valli who has done the necessary ground work in rounding up a sizable number of club enthusiasts.

Lary is a magician as well as a pipe smoker, and members look forward to learning some new pipe tricks.

### KANSAS CITY, MO.

The membership of the Ranserwood Pipe Club is growing slowly, according to the latest word from Roger Navran, club secretary. Their last meeting was held at the Becker Pipe Shop.

In the near future they plan to have a series of contests on subjects of designing pipes, care and cleaning of pipes, and designs of pipe racks. They are also considering a tobacco blending contest.

This club also expressed interest in borrowing lantern slides from this magazine and the various motion pictures on pipes which are available from the pipe manufacturers.

### CRESENTA-CANADA, CALIF

The first meeting of the newly or-

ganized Crescenta-Canada Pipe Club was held last month in Montrose and Ed Copeland was elected to serve as chairman pro-tem.

The group decided to meet twice a month, meetings being held every other Monday night.

Ed Copeland is an old timer in pipe club work. He was one of the founders of the Topeka (Kans.) Pipe club several years ago, and more recently helped found the Los Angeles Pipe Club. Persons in this area interested in joining the group can reach Ed at 2326½ Honolulu Ave. in Montrose.

### SCHENECTADY, N. Y.

The Mohawk Pipe Club continues to be one of the fastest growing and most active clubs in the country—perhaps in the world. Their monthly club paper entitled "Club Puffs" is a short, breezy, up-to-the-minute publication that must surely hit the spot with members. (Other clubs please note.)

From recent issues we learn that the group has been discussing important pipe problems such as the relation of the humidity of the surrounding air to a pipe's smoking wet or dry, hard and soft cakes in pipes, why some pipes break in sweet while others turn sour, and similar questions.

The club recently viewed four of the seven sets of lantern slides from the PIPE LOVERS Magazine's series, and plans to show the rest at the annual meeting and banquet which has been changed from July to October.

The group recently voted to go on record as favoring a National Association of Pipe Clubs. They look forward to the time when clubs can have regional meetings and eventually a national convention once a year or so.

### LONG BEACH, CALIF.

In order to keep enthusiasm high until the club is well organized, members of the Long Beach Pipe Club voted to meet twice a month until further notice. One of the June meetings was held at the home of Captain Carmick, and the other at the home of D. S. Atwater.

At the home of the latter the group was shown the host's sizable collection of pipes from all over the world, and each member was presented a clay pipe which he autographed, smoked and then placed on Atwater's mantel.

Note to Gilbert J. Gangler, Pittsburgh, Penna: Your recent request for club information did not include your mailing address, and our reply containing the details you wanted was returned for insufficient address. If you will advise us where we can reach you, the information you requested will be sent promptly.

## Pipe Club Directory

Pipe clubs already formed or now in the process of being organized are listed below. Persons interested in joining these groups should contact the name given.

### CALIFORNIA

- GLENDALE—**  
JOHN ST. EDMUND  
140 North Louise
- HOLLYWOOD—**  
C. W. DAVISON  
726 N. Gramercy Place
- LAGUNA BEACH—**  
FRED S. WHITFORD  
General Delivery
- LONG BEACH—**  
ROBERT SHERBONDY,  
338 Walnut Avenue
- LOS ANGELES—**  
CY PRUNER  
3807 S. Hill Street
- MONTROSE—**  
ED COPELAND  
2326½ Honolulu Ave.
- SAN FRANCISCO—**  
ROBERT H. PURCELL  
830 Hyde Street
- FRED PARDINI  
730 Avalon Ave.
- SANTA MONICA—**  
ED KOLPIN  
220 Santa Monica Blvd.

### COLORADO

- DENVER—**  
HENRY F. KOKENZIE  
4211 Green Court
- PUEBLO—**  
GENE LINES  
832 Berkley

### DIST. OF COLUMBIA

- WASHINGTON—**  
HILTON J. PATTON  
24½-14th St. S. E.

### ILLINOIS

- CHICAGO**  
HAROLD CLAUSSEN  
2604 Milwaukee Ave.  
WILLIAM HORN  
1348 N. Lawndale Ave.
- DE KALB**  
C. R. MILLER,  
231 East Lincoln Highway
- GALESBURG—**  
FRED M. RAINEY  
963 E. Main Street
- INDIANA**  
INDIANAPOLIS  
PAUL H. CHILDERS  
4631 College Ave.

### IOWA

- DAVENPORT—**  
FRANCIS O. WALSH  
1113 East 15th Street

### KANSAS

- TOPEKA**  
KARL L. KNOLL  
2835 Burlingame Road

### MARYLAND

- BALTIMORE—**  
C. BARCLAY YOUNG  
3714 The Alameda  
Ednor Gardens

### MASSACHUSETTS

- BROOKLINE—**  
THOMAS TURNBULL  
98-A Longwood Ave.
- WORCESTER—**  
J.L. BYRNE  
5 Pearl Street  
Milbury, Mass.

### MICHIGAN

- EAST LANSING—**  
JAMES APOSTLE  
Quonset Hut No. 16  
Michigan State College
- LANSING—**  
LEONARD DEASON  
2014 Beal Ave.

### MINNESOTA

- ST. PAUL—**  
CONRAD L. ERTZ  
Fifth and Robert Sts.

### MISSOURI

- KANSAS CITY—**  
BOND PERLETH  
3722 Wabash  
ROGER NAVRAN  
621 W. 57 Terrace

### NEW YORK

- BROOKLYN—**  
JOSEPH F. CONIGLIO  
86 Avenue "S"  
S. B. ZUKERMAN  
1530-52nd Street
- HEMPSTEAD—**  
DONALD E. SMITH  
76 Prospect Street
- NEW YORK—**  
W. P. COLTON, JR.  
145 E. 74th St.
- SCHENECTADY—**  
MOHAWK PIPE CLUB  
C. A. PIERCY, Pres.  
Box 27, Ballston Lake

### OHIO

- CINCINNATI—**  
JOHN F. GALL  
3758 Montgomery Road  
Norwood, Ohio

- DAYTON—**  
WM. L. DAHLE  
815 Neal Ave.

- GREENVILLE—**  
E. R. HUFNAGLE  
P. O. Box 35

- TOLEDO—**  
JOHN A. MURPHY  
1581 Jermain Drive

### OREGON

- PORTLAND—**  
WALTER H. POST  
6114 S. E. 87 Ave.

### PENNSYLVANIA

- GREENCASTLE—**  
J. L. SHACKELFORD  
33 East Baltimore
- PHILADELPHIA**  
B. B. CHERRY  
6107 N. 8th St.

### TEXAS

- COMMERCE—**  
RALPH MC DONALD  
1108 Main Street

### WASHINGTON

- SEATTLE—**  
CARL W. BROOME  
943 12th Ave. North

### WEST VIRGINIA

- FAYETTEVILLE—**  
MR. BEN D. KELLER

**Keith R. Tremlling,  
El Cerrito, Calif.**

This is an important question for it hits near the heart of real pipe enjoyment. Herein lies the secret that develops the fullest possible pleasure from the joining of a pipe and tobacco.

Any one pipe should be used with only one kind of tobacco—from the first fill to the end of its useful life. Only in this way can a pipe really mellow, absorb, and transmit the full character—if you will permit the term—of any particular flavorful blend of tobacco.

To test a new blend in a used pipe seems to me like trying to taste a liquid by sucking it through a lump of sugar. Cheap clay pipes could well be used—a new one for each new trial. Clays have the added advantage of imparting little extraneous taste to the smoke.

For several tests in one evening, I recommend trying the several labeled clay pipes one after the other, and back and forth, with sips of black unsweetened coffee between tests in order to sharpen the taste.

**Robert F. Lee, Jr.,  
Nashville, Tenn.**

When it is desired to test the taste of a new brand or mixture of tobacco I suggest the use of inexpensive clay pipes with comfortable vulcanite bits. They are quite inexpensive. One New York distributor markets a set of three for about seventy-five cents the set.

When I sample the taste and aroma of a mixture I find that the briars have absorbed the properties and tastes of all tobaccos smoked in them and, as a result, the taste test of the new tobacco is somewhat of a farce in-so-much as obtaining the true aroma and taste are concerned.

For an inexpensive method of securing true aroma and taste rendition I suggest the inexpensive clay pipes mentioned above. Mine are light in weight and of a curved shape resulting in mighty comfortable taste test conditions.

# Pro and Con

*"I wholly disapprove of what you say, but will defend to the death your right to say it."—VOLTAIRE.*

**This is the page set aside for the reader to discuss controversial questions pertaining to pipes and pipe smoking. Letters may be shortened, but the opinions expressed remain unchanged.**

## THIS MONTH'S QUESTION

***"What is your preferred method of testing a new tobacco? How do you suggest testing two or three new brands in one evening?"***

**Jack Merriman,  
Sweetwater, Texas**

I favor two ways to test a new tobacco. The first is in a special all-metal bowl pipe I purchased some time ago for the purpose. I find this works very well because the monel metal bowl has very little taste in itself, and thereby gives practically none to the tobacco.

The tobacco to be tested or tried is placed in the bowl and smoked in the usual way. It makes a fairly good test.

The metal bowl can, of course, be cleaned out with soap and water, so that no trace of the tobacco or cake formation remains, and a second tobacco can be tried.

My second method is to take a new tobacco and smoke a half pound of it in any of my better briar pipes. A couple of pipefuls won't do. It takes fully a half pound for the new tobacco to permeate the old cake in the pipe and give its true taste and aroma.

And what's more, I recommend smoking no other pipe and no other tobacco during that full half pound. That's a bit rugged, I know, but if you want the real taste of the tobacco, that's the way to do it.

It seems to me that the all-metal bowl pipe is used to eliminate undesirable blends, and then, when a good one is found, it can be given the much more thorough test in a good briar.

**Lester Sanderman,  
Boulder, Colorado**

I believe the testing of tobaccos—to find a really good one—takes a lot of time, and I do not believe it can be done in one evening, under any circumstances. For instance, any pipe smoker knows that his pipe tastes better some times than others. If you tried out some new blends at a time when your system was not strictly in the pink, you might think all were no good.

I believe the right way to test a new tobacco is to try a couple of pipefuls each day for a week. Snap judgements don't always last. I usually enjoy the first pipeful of any tobacco, but after smoking it a few times each day for a week the taste changes considerably, and very rarely am I crazy about a blend by the end of the week.

I believe the regular pipes should be used, and tobaccos changed occasionally. In this way the pipe bowl becomes a melting pot and each tobacco stands on equal footing with the rest. But I don't expect many to agree with me.

**Stanley Hurl,  
Atlantic City, N. J.**

It is very simple to test any number of tobaccos in one evening. Get a number of new clay pipes—small, cheap ones will do—and fill each one with one of the blends to be tasted.

Three or four is best to try at one time. Light one, take a couple of puffs, and so on. (If too many are tried they will go out between puffs.)

The puffs should be made in rotation,

## NEXT MONTH

**SEPTEMBER—*"Does a briar pipe deteriorate in quality if not smoked at regular intervals?"***

(Answers must be received by August 5)

**OCTOBER—*"How do you carry your pipe in the pocket in order to give the least bulge possible?"***

(Answers must be received by September 5)

**Address all letters to "Pro and Con" in care of this magazine. Anonymous contributions will not be used. Send a picture of yourself if you wish. As many letters will be used as space will allow. Suggestions for future questions are also welcome.**



and the differences between the blends show up vividly. If more blends are to be tried, fill four more new pipes and repeat the process. Undesirable blends may be discarded in this process of elimination, and when the three or four blends have been chosen, the procedure can be repeated ever and over with the favorites until the best blend is selected.

**Bob Jacobson,  
Sioux City, Iowa**

How would you taste three candy bars in one evening, or three kinds of pie? Would you take one bite of one, then wash the mouth out with water or some other neutral agent, take a bite of another, and so on, preferably with a long wait between bites.

Testing three tobaccos would have to be about the same, except that water isn't sufficient, and I don't know any other neutral agent that will accomplish the purpose.

Therefore, I suggest three evenings, and one tobacco per evening. I think it

is necessary to smoke several pipefuls of the tobacco before its real taste becomes apparent. I think a well broken-in pipe should be used rather than a new one, because as any smoker knows, the cake adds a lot to the smoke, and if there isn't a cake in the test pipe, the taste is a false one.

**D. L. Long,  
Buffalo, N. Y.**


I have tried in vain to find the quick test for determining a good tobacco, but all to no avail. I know I am not alone when I tell of buying a new tobacco, smoking a pipeful, and thinking, "Ah, this is it, at last." And then, by the time I get half way through with the package I wonder if I am going to be able to finish it.

Therefore, I have learned from experience that it is necessary to smoke at least one package and perhaps two before the real taste becomes a part of the smoker and he knows for sure if he likes the blend. (I assume the reason for the tests is to find a good one.)

## PIPODDITIES

By George R. Flamm

Source of any item depicted sent on request.



*Make Your Own Pipes  
with Imported*

## BRIAR BLOCKS

All Good Quality for Making  
Pipes in the Home Workshop.

Imported Briar .....ca. .75  
3 for \$2.00

All Blocks Are Sent Postpaid  
to Any Address in the U. S. A.

Cash, Check, or Money Order  
Must Accompany Order.  
No C.O.D. Shipments.

Satisfaction Guaranteed  
Or Your Money Back

Send Your Order TODAY

R. JENSEN

Box 424

Moneta, Calif.

IN DEMAND  
THE WORLD OVER



SUTLIFF TOBACCO CO., 45 Fremont, S. F., Calif.  
HEINE'S TOBACCO CO., Massillon, Ohio

## Pipe Smoker of the Year

Last year Pipe Lovers inaugurated something new when it selected what it believed to be the outstanding "Pipe Smoker of the Year".

This award is to be an annual affair, with the announcement to be made in the December issue.

You can assist in this award by nominating the man you believe to have done the most towards increasing interest in pipes and in furthering this hobby of pipes and pipe smoking.

The only restriction is that the nominee cannot be employed in any phase of the pipe or tobacco industry.

Nominations together with full particulars must be received not later than October 15.

Send your nominations to

**PIPE LOVERS MAGAZINE**

532 Pine Ave., Long Beach 12, Calif.

# WHAT'S NEW?

## New Comfort Bit Design Is Announced by Emperor

### *Feels Good To the Lips*

A new pipe with an entirely new bit design has just been announced to pipe smokers by the Empire Briar Pipe Company of Brooklyn, New York.

The new pipe, known as the Emperor Comfort Bit, has been designed solely for comfort to the lips and teeth when smoking it. The side view illustrated here clearly shows the entirely new design of the bit.


It is modeled after the English denture type bit, being perfectly flat at the bite instead of elliptical as are most standard bits.

In this way it insures a wider bite so that the pipe actually is held firmly in the mouth, balanced on two teeth instead of one. This particular type mouthpiece gives greater lightness to the pipe generally, regardless of shape, and because of the long flat construction makes it more comfortable to hold in the mouth.

The pipe should be well received by men who, by necessity, wear dentures in their mouth as well as other smokers who seek greater comfort as they hold the pipe in the mouth.

The new Comfort Bit is made of imported briar and numerous styles are available. The bits are, by their construction, all of the saddle type but, being flatter than the usual saddle bit, appear extremely thin when viewed from the side.

The hole through the bit, however, is of normal size, and the draw is standard. All styles come equipped with the regular Emperor filter which is removable if not desired. The new pipe is already on sale in most areas.



### *Heine's in Larger Tins*

After an absence caused by wartime shortages of sugar used in flavoring of Heine's pipe tobacco, the eight ounce tin packages are again leaving the company's plant, according to Dick Hess, manager of the firm's offices in Massillon, Ohio.

Mr. Hess indicated that both the pocket-sized packings and the half-pound tins are being shipped on an allotment basis pending increased production. The pound tins will remain off the market until conditions are more favorable.

### *Bowers Reveals New Pipe Pal*

A new "Pipe Pal" has been announced by the Bowers Manufacturing Company of Kalamazoo, Michigan. Although similar in some ways to ordinary pipe tools, this one features besides the usual bowl spoon and stem cleaner a bowl scraper which is patterned after an ordinary knife blade, and a tobacco tamper.

The tool is designed in such a way that the stem cleaner and the bowl scraper fold up into the spoon very similar to a jack knife, thereby being safe and convenient to carry in the pocket. It is the end or "head" of the tool that is flattened and serves as the tobacco tamper.

Made of good quality metal, the bowl

scraper can be sharpened to a pocket knife edge and used as such if desired. It is available for a few cents in most tobacco shops.

### *New Blends From Lane*

Several brands of smoking tobacco are soon to be announced by Lane, Ltd., according to its president, Herman G. Lane. The statement was made following the completion of installation of new equipment by the firm in its new quarters on East 87th Street in New York City.

A step-up in production is scheduled in order to meet the increased demand for the firm's pipe blends.

### *Combination By Jaquard*

A very fine combination pipe rack and tobacco humidor is now available from the Jaquard Leathercrafts Company of Brooklyn, N. Y.

Illustrated here is their latest creation which has space for ten pipes. The canister itself is covered with genuine leather and is inlaid. The design is in gold.

The wood portion of the rack is made of solid walnut and is expertly finished. The unit is designed to fit well in home or office and makes an attractive gift on any occasion.



# Small Weber Pipe is Just Right for a Quick Smoke

*Handy to Carry, Too*

A new Weber creation known as the "Short Snorter" has recently made its appearance in pipe shops and tobacco stores nationally.

The new pipe is much shorter than the standard size pipe, being slightly over three inches in length. The bowl, too, is smaller in proportion, and holds a smaller load of tobacco.

The pipe is intended for use between acts at the theater, at sports events, waiting for a friend, or at any other time when there isn't enough time to enjoy a full length smoke from a standard size pipe.

It's small size is also appreciated by the smoker who likes to carry a pipe, especially in the summer time, but has a minimum of pocket space and does not want the added bulkiness of a larger pipe.

The Short Snorter, made by the C. B. Weber Company of Jersey City, N. J., is already on sale nationally. It is made of genuine imported briar and is up to the Weber standard of quality.

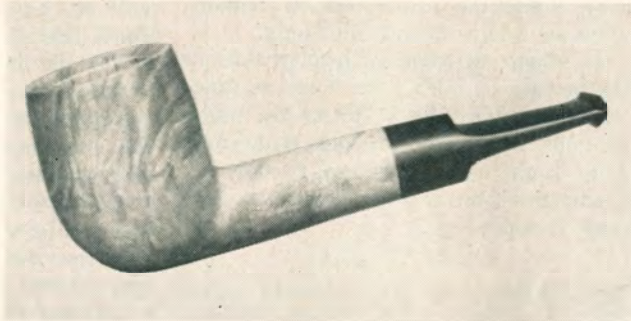
## *New Blends by Crimson Coach*

Crimson Coach, Inc., tobacco manufacturing concern of Toledo, Ohio, has announced that two of its private blends are now on sale at two spots in that city.

Donald's Blend goes on sale at the Security Cigar Store in the Security Bank Building, while George's Mixture is available at George's, 628 Madison Ave. Additional private blends are being made and will be announced when they have been placed on sale, company officials have declared.

## *"Favorite" by Art-Craft*

The new "Favorite", a new pipe created by the Art Craft Briar Pipe Corporation, is now available in the eastern section of the country and will soon be on sale nationally, according to Jerome Garaffa, vice-president of the company.



## *New Humidors From Hays*

Tobacco humidors that come in a variety of designs such as a skull, Irishman, Englishman, pirate, friar, and bartender, are available from the Frank M. Hays Company of Los Angeles, California.

# Pipe Papers Available in New Handy Pocket Folder

*Aid to Filling Bowl*

Although pipe papers are not new to old timers, the younger pipe smoker may not as yet have been introduced to the merits of this manner of smoking pipe tobacco.

For this reason the Champagne Paper Corporation of Pisgah Forest, North Carolina, has announced their new product known as Champagne Pipe Papers.

The new papers are supplied in a very convenient pocket-sized folder which holds an ample supply. Forty-eight folders are packed in one carton.

The papers are used by placing in the center of each sheet an ordinary load of tobacco. This is then twisted into a tubular ball shape as shown in the accompanying illustration before being placed in the pipe.

Several loads can be prepared at a time and then carried in the pocket or

The humidors are said to be attractively finished, making them an ideal accessory for either home or office. They are available in individual boxes, making them desirable as gift items. They have a felt base and top so there will be no danger of breakage.

## *George Yale Sells to Partner*

Pipe smokers who long have read the pipe publication "Smoke Signals" will be interested in the announcement that George Yale, co-owner of the New York organization that bears his name and has published "Smoke Signals", has sold his interest in the business to Ben Rodgers, his partner in the firm since it was established ten years ago.

Yale intends to take an extended vacation to Mexico after which time he plans to re-enter some phase of the tobacco industry.

Rodgers states that the business will be conducted under the George Yale name until the end of this year, at which time it will be changed to his own name.



pouch with a minimum amount of fuss and bother. When a smoke is desired, the load, paper and all, is placed in the bowl. It thus becomes a fast and easy method to load the pipe.

The match is applied direct to the paper which, being thin and light in weight, ignites instantly followed by the



## WHAT'S NEW? continued

tobacco. The paper is tasteless.

Smokers who have used pipe papers find they have many advantages over the ordinary method of pipe filling and smoking. The manufacturer states that national distribution of the new item is expected by the first of September.

### Koolsmok Fits Pocket

A new idea in collapsible pipes is to be found in the recently announced Koolsmok—a product of the Knickerbocker Pipe Company of Brooklyn, N. Y.

Collapsible perhaps is not the true term to use in describing the pipe, but one of its outstanding features is the



way in which the bowl may be unscrewed from its normal position on the shank and screwed in the end, as illustrated here.

This novel feature permits the pipe to be easily carried in the vest pocket providing protection and safer carrying of the pipe as well as eliminating much of the pocket bulge noticeable when ordinary pipes are carried.

The shank of the pipe is made of aluminum and a condensing filter is employed. The Koolsmok is popularly priced.

### Cub from London Royal

The new Masterbilt Cub, a product of London Royal of New York, N. Y., has made its appearance and is said to be proving of interest to pipe smokers.

The Cub is smaller than the average sized pipe, making it more easily handled and carried. It is useful wherever a short smoke is desired.

The Cub is only one of several new designs and shapes which have been added to the London Royal line, officials have announced.

### COLOR A MEERSCHAUM

[Begins on page 232]

for if only the top half is smoked, this portion will receive all the heat and the coloring will be restricted to this upper area, while the lower portion remains white or a light cream color only.

It is best to smoke a meerschaum in the privacy of one's own home at times when there are likely to be no interruptions. If the pipe goes out, no harm is done. Light up again before it cools too much, and continue smoking until it is smoked out.

**Y**EARS AGO it was thought that a meerschaum should be smoked continually, never being allowed to cool, until the color was achieved. The story is told of a rich European nobleman who hired servants to smoke his meerschaum in shifts, so that it would never cool off. He got his deeply colored meerschaum, all right, and he also got a sizeable bill for the tobacco consumed!

But no harm is done if the pipe cools between smokes, and it is better for the pipe itself if it does. Let it cool before unloading the ashes with a dull instrument, then proceed as before in filling and lighting it.

The pipe should be kept in the protective case which comes with all better grade meerschaums when it is not being smoked. The case not only protects it from harm, but keeps dust and other foreign matter from reaching the waxed surface which would, in time, impair its quality.

The pipe should never be placed in the case until it has cooled. To do so would result in much the same damage as if a chamois jacket were used. The cloth lining of the case would play havoc with the warm, thin wax. A specially designed rack or support of some kind should be employed to hold the pipe by the stem until it has safely cooled.

Then, place it directly in its case and keep it there. Don't take chances by laying it on a table or other surface even for a minute. It might be neglected in the course of other duties and damage from scratching or jarring may result.

If you live in a cold climate and smoke your pipe indoors, do not take it outside with you as meerschaum expands and contracts at a very high rate of speed. If you have a slight cake in your pipe, the cold may contract the meerschaum to the extent that the cake on the inside will be cracked.

Every meerschaum enthusiast wants to know how long it will take before that golden brown color appears. The answer depends entirely upon the amount of proper smoking given the pipe, upon the

thickness of the bowl, the size and capacity of the bowl, the speed with which each bowlful is smoked, and the type of tobacco that is smoked in it.

But on the average, some 200 pipefuls will be required, and the length of time will be anywhere from a year to year and a half.

To the impatient beginner, the restrictions and length of time required in the process will appear to take away all the enjoyment from smoking the pipe. But that isn't so. It is a simple matter to learn to keep the fingers off the bowl, and not let the bowl over-heat. As soon as these two habits are formed, the meerschaum will give as much smoking enjoyment as any pipe can give.

But the real joy in smoking a meerschaum comes in watching the color slowly begin to appear. Here again patience must rule, for to rush the process may result in a loss of all that has thus far been gained.

And show me the pipe smoker who won't pick up his beautiful golden brown meerschaum and point with pride to the bowl as he explains that it was his own painstaking effort that did it. I have yet to see a pipe smoker who won't honestly admit that the coloring of a meerschaum from its raw natural white to a rich brown hue was one of the greatest thrills that pipedom ever gave him.

### TOBACCO CARTRIDGES

[Begins on page 239]

that pipe was as clean as a whistle inside. Why all the ashes and residue were retained within the glass cartridge and a lot of the moisture soaked up by it.

"Really, all I did was insert another cartridge, and in less time than it takes to tell it I was ready to light up again. It was the quickest pipe cleaning and pipe filling I ever experienced.

"Well, sir, the second load tasted just like the first. Along in the fifth inning a pretty stiff breeze came up, and ordinarily under such conditions I either protect my pipe so that sparks and ashes won't fly, or else put it away entirely. But with this new cartridge idea I just went on smoking as usual, because sparks and ashes simply couldn't get out. There wasn't any danger, and the breeze didn't interfere with the pleasure of smoking the pipe.

"Most of all, I think I liked the speed and manner in which the pipe emptied and reloaded. Why, boss, both actions were accomplished in a matter of seconds, with no fuss, no bother, and no inconvenience of any kind.

"Tobacco in glass sacks like this is sure great for the sportsmen. Up there at the ball park I didn't have to miss out

on any of the plays due to scraping out the old ashes and refilling the bowl with fresh tobacco. It was cleaner, neater, and much quicker.

**T**HEN THERE WAS another incident, too, boss. After I got home last night I sat down in my chair by the radio for a few minutes to finish my pipe, and when through I simply pulled out the cartridge, ashes and all inside, and dumped it in the ash tray.

"This morning the little woman says, 'Say, what was that white looking piece of netting in your ash tray?' and so I proceeded to explain it to her. Then she says, 'Well, if you'd smoke your tobacco in cartridges like that all the time I wouldn't mind. It's no trouble at all to clean out the ash trays, and you can't get ashes or sparks on the rug.' She asked me what you call them and where you get them, and I wouldn't be a bit surprised if she gave me some for my birthday.

"Can a person buy his favorite brand of tobacco put up in cartridges like this, boss?"

"I don't know," was the reply. "I'd guess that if America's pipe smokers like this new method of pipe filling as much as you do, eventually the tobacco manufacturers will make any blend available in this manner if there is enough demand for it."

"And, by the way, boss, Pete had his pipe along last night and I let him smoke a couple of the cartridges. I guess he thought it was a joke at first, too, because he . . ."

At that moment the phone rang and the boss answered it. "For you," he said, handing the instrument to me.

"Hello," I began. "Oh, you Pete. I'll find out and let you know. G'bye."

"Another convert," I said to the boss. "That was Pete. Wants to know where he can buy some of those tobacco cartridges."

### PIPE REFRESHENING

[Begins on page 238]

desired. Often times pipes which have turned sour and rancid and have not responded to other cleaning treatments will come out as sweet as when new after the above procedure has been applied. To those who are a bit skeptical of this method of pipe cleaning, it is but a small matter to take an old, long discarded pipe and do a bit of experimenting. The pipe will be found to clean and freshen nicely, and an old friend that was once laid aside to be forgotten will suddenly be found to again be ready for active service.

BEGINNING

# Next Month

A NEW SERIES OF  
ARTICLES ON

# HOME PIPE MAKING



By J. H. BRADSHAW

Mr. Bradshaw's first series of articles on home pipe making which appeared last year were well received and readers have requested additional articles on this subject.

Next month Mr. Bradshaw will present the first of a series of articles on additional phases of home pipe making together with full information on how to make good looking, good smoking pipes in the home workshop without special equipment.

If you followed Mr. Bradshaw's first series of articles, you'll welcome this new series which starts next month. If you missed them, you'll get a brief resumé in his coming presentations.



## SUBSCRIBE TODAY

Be Sure of Receiving Every Copy as Soon as  
it Comes Off the Press

Rush This Coupon NOW With Your Remittance

Pipe Lovers Magazine  
532 Pine Ave.  
Long Beach 2, Calif.

Date.....

Enclosed please find ..... for ..... year's subscription  
to begin with the ..... issue. Send to

2 Years - \$4.50

1 Year - 2.50

Name .....

Address .....

City ..... Zone ..... State .....

New  Renewal

## PIPES REPAIRED

Your pipe deserves the best. Let experienced pipe makers repair your pipe. No obsolete, hand chisel hobby shop methods used. Bits are precision turned to fit from hard vulcanite rubber.

### 5 DAY SERVICE

Send for free illustrated catalog and price list.

## S T E G

200 West Water Street Syracuse, N. Y.

## Use Classified Ads for Quick Results

## CLASSIFIED ADVERTISING

Ten cents per word—minimum \$2.  
Cash must accompany order

• **QUICK PIPE CAKE.** Neutral cream—Harmless—Tasteless—Breaks in new pipes without bite. Sweet cakes any pipe in three smokings. \$1.00 Enough for several pipes. **KAKE-IT**, Box 524, Studio City, California.

### PIPE MAKING

• **PIPE makers' supplies.** Pipe makers' manual, \$1.00. Briar blocks, stems and rough pipes. Free price list. **HAROLD MANGUS**, Route No. 3, Alliance, Ohio.

• **PIPES made to order.** You draw the design, I make the pipe. \$5.00 to \$7.50. Jumbo sizes slightly higher. Send your design today and ask for quotation. Stems repaired. **J. H. BRADSHAW**, 1124 Linden, Long Beach 2, California.

• **IMPORTED and domestic briar blocks and stummels for sale** in standard shapes. Special shapes made to order. Write for particulars to **CAROLINA BRIAR CORPORATION**, West Jefferson, N. C.

### WANTED

• **DUNHILL Pipe Book**, also, other books on pipes, smoking, etc. Also, pictures. Send price and condition. **ROBERT JENSEN**, Box 424, Moneta, California.

• **FOREIGN or American Indian pipes** in first class condition. Send photograph or drawing and state price. **BOX 53**, Pipe Lovers Magazine, 532 Pine Avenue, Long Beach 2, California.

• **I PAY \$1** for pictures of pipes to add to my collection. Any and all kinds and types of pictures considered. If you have a picture of an odd and interesting pipe, that's what I want. **BOX 54**, Pipe Lovers Magazine, 532 Pine Avenue, Long Beach 2, California.

### MISCELLANEOUS

• **EARN EXTRA MONEY** selling subscriptions to Pipe Lovers to your friends. Liberal commission. You can also work up a profitable income by obtaining orders for monthly shipments to pipe shops and newsstands. Easy, spare time work. Every pipe smoker is a customer. Write today for full details and commission allowances. **PIPE LOVERS MAGAZINE**, 532 Pine Ave., Long Beach 12, California.

## PIPE HUMIDOR

[Begins on Page 234]

wetting them with water. One is placed in one of the pipe slots inside the chest and the other is placed somewhere in the room near the chest. A comparison of the times required to thoroughly dry each of the blotters will soon tell how much faster a pipe is drying in the chest than in the open room. Under the right conditions, the blotter in the pipe chest will require from one fourth to one fifth the time required by the blotter in the room.

If, as in this design, a tobacco humidifier is incorporated in the chest, it will require more effective humidification than normally, due to the constant circulation of warm air which surrounds it on all sides. Some smokers will prefer that the tobacco humidifier not be connected with the pipe chest for this reason.

The question will arise as to whether or not the pipes should be permanently left in the chest after they have dried out. It might seem that if the pipes were left in this constant current of warm air they would dry to the point of splitting.

However, this condition will be very rare for two reasons. First, if the briar was properly cured before the pipe was made, it will not split regardless of how dry it may become, and second, after a dozen pipefuls of tobacco have been smoked in a pipe there will have been sufficient impregnation of tobacco oils into the wood to prevent its ever drying out to the extent of splitting.

The chest, therefore, becomes a permanent depository for the best of pipes, and they can be placed there with safety.

## PRIMITIVE PIPES

[Begins on page 236]

indicate that an attempt to improve the quality of the smoke was the reason for the change.

At first, pipes were used chiefly for ceremonial purposes, and for this use the ornate designs on the pipes were employed, but the straight conventional pipe was always in order. After the advantage of bending one end of the stem upward was noted, this curve increased until the angle reached 90 degrees.

As has been mentioned, the size of the opening where the tobacco was placed was enlarged, and not for several centuries did it begin to resemble a bowl. As it took on this new shape, variations also became numerous, and although the general pipe design as we know it today was pretty well developed when the Eastern world began to contact the

Western Hemisphere, it was some 14 or 15 centuries in the process.

In general design, pipes of today are little changed from those of primitive man. The Indians found that for their own personal use a short pipe of from 5 to 6 inches was about right, with a slightly enlarged "cup" at one end to hold the leaf. Today, the pipe which we select at the corner pipe shop is not much different from the style the primitive man used centuries ago. About the only major change to take place is the substance from which it is made.

## PIPES AND MUSIC

[Begins on Page 240]

Ezio Pinza who finds great enjoyment in his pipes. He nearly always lights up between acts.

Director of the Tony Martin program over CBS is Victor Young, a pipe enthusiast who seldom leaves his pipe alone even at rehearsals.

Swoon champion Frank Sinatra finds a pipe gives him that needed lift between shifts at the microphone.

Jose Iturbi is another of this country's famous musicians who finds a pipe can give genuine relaxation after a hard session before the cameras at MGM, where the maestro has appeared in numerous motion pictures. He has a large collection of good pipes and gives them all the best of care.

Jack Meakin, musical director of NBC's "The Great Gildersleeve" program, is another avid pipe smoker.

Speaking of composers, numerous others find pipe is good company while turning out a new melody. There is, for instance, Bernard Katz, musical director for Lionel Barrymore's "Mayor of the Town" broadcast. Shown here working on his "note-drafting" board, he uses his pipe as much as his pencil.

Jeff Alexander and Lucien Morawek are musicians now with the Columbia Broadcasting System. Alexander is an arranger and Morawek a composer. Both find the assistance of a pipe greatly helps them in their work.

Shep Fields, well known orchestra leader, not only smokes pipes but he is a collector as well. In his group of more than 200 pieces he has some of the best in the world, and he says that collecting them gave him many pleasant experiences and have taken him to many out of the way places.

His favorites are carved meerschaums, and on these he has specialized for several years. Many of them he obtained during his trips overseas. The one he is holding in the photo on page 241 is an original porcelain by Jacob Petite dated in the early eighteenth century.

# Headquarters for PIPES and TOBACCOS

Visit These Better Stores in Your Community

## ARIZONA

PHOENIX—  
JACK'S PIPE SHOP  
432 W. Washington Street

## CALIFORNIA

BAKERSFIELD—  
LEWIS PIPE AND TOBACCO  
1919 Chester Ave.  
BEVERLY HILLS—  
LETHAM'S PIPE SHOP  
9441 Santa Monica Blvd.  
CARMEL—  
GLENN SOREY  
El Fumador  
FRESNO—  
HARRY PARKER  
1311 Fulton Street  
HOLLYWOOD—  
HOLLYWOOD PIPE SHOP  
1641 N. Cahuenga  
LONG BEACH—  
CURT'S SMOKE SHOP  
248 E. Broadway  
A. GUTHERZ  
6 W. Jergin's Arcade  
ROBINSONS  
312 E. Broadway  
LOS ANGELES—  
ADE'S PIPE SHOP  
5314 Crenshaw  
COBLEY'S PIPE AND TOBACCO BAR  
8537 Beverly Blvd.  
MONTROSE—  
THE SMOKER'S DEN  
2326½ Honolulu Avenue  
SACRAMENTO—  
HANK'S SMOKE SHOP  
800 Jay Street  
MAHAN'S PIPE SHOP  
1207 K Street  
SAN DIEGO—  
MUNCEY'S TOBACCO PATCH  
1006 Broadway  
WINTHER'S PIPE SHOP  
443 Broadway  
SAN JOSE—  
BOYCE'S PIPE AND TOBACCO SHOP  
68 S. First Street  
SAN MATEO—  
FOREMAN'S  
92 Third Avenue  
SANTA BARBARA—  
PELCH & SON  
SANTA MONICA—  
ED'S PIPE SHOP  
220 Santa Monica Blvd.

## CONNECTICUT

NEW HAVEN—  
THE PIPE CENTER  
104 College Street

## DISTRICT OF COLUMBIA

WASHINGTON—  
BERTRAMS  
910 14th Street N. W.

## FLORIDA

JACKSONVILLE—  
THE TOBACCO SHOP  
225 Main Street  
MIAMI—  
OGDEN PIPE AND TOBACCO  
114 N. E. Second Avenue

PENSACOLA—  
MOONS PIPE SHOP  
113 N. Baylen  
SARASOTA—  
CREES  
251 Main Street

## GEORGIA

ALBANY—  
BURNETTS CIGAR AND NEWS  
240 Pine Street  
MACON—  
DEMPSEY CORNER  
Third and Cherry

## IDAHO

BOISE—  
ROBERTSONS  
205 N. Ninth Street

## ILLINOIS

BELLEVILLE—  
STIEHLS, INC.  
11 W. Main Street  
GALESBURG—  
RAINEY TOBACCO SHOP  
963 E. Main Street  
ROCKFORD—  
SMOKE SHOPS  
314 W. State Street  
SPRINGFIELD—  
FRANK ALVEY  
514 E. Monroe

## INDIANA

NEW ALBANY—  
KAISER'S TOBACCO STORE  
326 Pearl Avenue  
SOUTH BEND—  
BRUGGNER'S  
127 West Washington Ave.

## IOWA

WATERLOO—  
HUMELS SMOKE SHOP  
325 Fourth Street

## KANSAS

TOPEKA—  
FLAD & MARSH  
607 Kansas Ave.

## MARYLAND

BALTIMORE—  
A. FADER & SON  
210 E. Baltimore Street

## MASSACHUSETTS

WORCESTER—  
OWL SHOP  
Main & Exchange Sts.

## MICHIGAN

BATTLE CREEK—  
MEISTERHEIM'S CIGAR STORE  
5 W. Michigan Avenue  
DETROIT—  
MAXINE SWEET SHOP  
7635 Mack Avenue  
EAST LANSING—  
WASHBURN CIGAR STORE  
211 E. Grand River Avenue  
LANSING—  
MAC'S CIGAR STORE  
120 N. Washington  
PORT HURON—  
BELLS  
518 Grand River  
SAGINAW—  
TUHY'S  
110 S. Jefferson  
SWARTZ CREEK—  
PAUL SPANIOLA

## MINNESOTA

ST. PAUL—  
ST. MARIE CIGAR CO.  
96 E. Fifth Street

## MISSOURI

KANSAS CITY—  
ENGLANDER'S  
14 W. Twelfth  
ST. LOUIS—  
H. A. SWEENEY  
926 Pine Street

## NEBRASKA

LINCOLN—  
FREEMAN'S PIPE SHOP  
1411 O Street  
BELL M. WOLF  
121 N. Twelfth Street

## NEW JERSEY

TRENTON—  
R. E. RUSSELL  
52 W. State Street

## NEW YORK

NEW YORK—  
S. BRANDT  
558 W. 181st Street  
ALBERT COWAN, LTD.  
21 Cortland Street  
W. W. NOLAN  
42nd and Third Avenue  
OXFORD PIPE SHOP  
142 E. 42nd Street  
TOWNE TOBACCONIST  
172 Fifth Avenue  
PALMYRA—  
THE PIPE SHOP  
157 Main Street  
ROCHESTER—  
CLYDE BURRITT  
18 State Street  
SCHENECTADY—  
VOTTIS PIPE SHOP  
130 Erie Blvd.  
SYRACUSE—  
STEG PIPE CRAFTSMEN  
200 W. Water Street  
WHITE PLAINS—  
ESQUIRE PIPE SHOP  
20 Depot Plaza  
OHIO  
CLEVELAND—  
L. J. BENCE  
2706 Lorain Avenue  
BENNIE'S PIPE SHOP  
6540 Lorain Avenue  
THE HUMIDOR  
8129 E. Euclid  
MANSFIELD—  
PARK NOVELTY SHOP  
34 S. Park Street

## OREGON

PORTLAND—  
THELINS PIPE AND TOBACCO  
733 S. W. Yamhill

## PENNSYLVANIA

CHESTER—  
INGRAM'S  
2528 W. Third Street  
GREENCASTLE—  
MORGANTHALL & SON  
33 E. Baltimore St.  
LANCASTER—  
MOSEMAN'S  
27 North Prince Street  
PITTSBURGH—  
FT. WAYNE CIGAR STORE  
400 Federal Street

## SOUTH DAKOTA

ABERDEEN—  
GOODMAN'S  
113 S. Main  
SIOUX FALLS—  
LEWIS DRUGS  
309 S. Phillips

## TENNESSEE

MEMPHIS—  
WORLD NEWS CO.  
Main and Monroe  
NASHVILLE—  
SEVENTH AVENUE CIGAR STORE  
203 Seventh Avenue North

## TEXAS

AMARILLO—  
GHOLSTONS  
Post Office Building  
SAN ANTONIO—  
BLOCK'S PIPE SHOP  
208 Broadway  
HARKNESS PIPE SHOP  
101 W. Commerce Street  
MAX ITZ  
423 N. St. Marys St.

## WASHINGTON

SEATTLE—  
WISEMAN'S PIPE SHOP  
4234 University Way  
SPOKANE—  
HOLT PIPE SHOP  
Main & Howard  
TACOMA—  
CITY CIGAR STORE  
902 Pacific Ave.  
WALLA WALLA—  
KELLY CIGAR STORE  
9 S. Second Street

## WISCONSIN

MADISON—  
TOBACCO BAR  
617 State Street  
MILWAUKEE—  
HARVEY STORES  
747 N. Third  
UHLE'S SMOKE SHOP  
232 W. Michigan Street



## "The Larger the Bowl, the Cooler the Smoke"

If you have friends who are pipe smokers, send us their names and addresses and we'll gladly send them a sample copy in order that they may see first hand the features of this new magazine.

THAT'S A familiar saying among pipe smokers "The larger the bowl the cooler the smoke," and if it is true, Tom Howard, CBS radio comedian should have no trouble with a burned mouth judging from the pipe he is smoking in the above photograph.

But is that saying true? Does a bigger, thicker bowl really smoke cooler? Or is it an illusion? What are the facts? What do scientific tests prove?

Pipe smokers have been searching for the answer to those questions for many

years. Until 20 months ago there was no source to which a pipe smoker could turn for information on that and many other questions.

But with the appearance of PIPE LOVERS almost two years ago, that long felt need for information on the subject of pipe smoking has been filled. It is for the purpose of bringing to pipe smokers like you information on a subject that you have wanted for a long time. Read every issue. Get it each month at your favorite pipe shop or newsstand, or, if you prefer, mail in a subscription.

**SUBSCRIBE TODAY**

**Two Years 4.50**

**One Year 2.50**

**PIPE LOVERS**

THE MAGAZINE FOR MEN

WHO ENJOY A PIPE

532 Pine Avenue

Long Beach 12, Calif.