

W P N

JULY, 1946

PIPE LOVERS

THE MAGAZINE FOR MEN



WHO ENJOY A PIPE

25c



This Issue

ME AND MY PIPES

by Bing Crosby

At last you can now buy
Hi-Grade Pipe "SECONDS"

From the West's Most Exclusive Pipe Shoppe. Many of the Big-Name Pipes have one or two small flaws, which classes them as "Seconds". Actually most of them are as good as the Originals. All are of Imported Bruyere. This enables you to get a real fine pipe at a price you can afford at these big savings.

Originals \$15.00 — "Seconds" \$7.50
Originals 10.00 — "Seconds" 5.00
Originals 7.50 — "Seconds" 3.50

Also a few "Seconds" at \$3 & \$2.50 Write NOW for free catalog. This catalog also carries illustrations of our full line of Original Pipes. These include JOBEY, SPORTSMAN, ROGERS RARITY, WEBER, LANE, KAY-WOODIE, KIRSTEN, LENNOX, STERN-CREST, and all other leading pipes available.



JUST PINCH YOUR
fills-easy
AND YOUR PIPE IS FILLED!



- ★ No fumbling. No digging. It's an automatic tobacco pouch!
- ★ Exclusive pinch-in design fills your pipe... then snaps-back to seal-in the freshness of your tobacco!
- ★ Oilsilk lined. Zipper-top closing.
- ★ Practical shape: Slips into Your jacket or shirt breast-pocket! Easy to carry!
- ★ Your choice of fine leathers.

At better tobacco and pipe shops.

H. DREYFUSS & CO.

381 FOURTH AVE. • NEW YORK 16, N. Y.



Questions and ANSWERS

By **KEN BROWN**

If you have any question concerning pipes, tobaccos, or related subjects, Mr. Brown will be glad to answer them for you. Write to him in care of this magazine. Be sure to enclose a self addressed stamped envelop for your reply.

Q. I have some tobacco that has gone stale and become moldy. Is there any way in which this tobacco can be restored to good smoking condition?—W. A. A., Baton Rouge, La.

A. I do not know of any way in which tobacco which has become moldy can be corrected. Many suggestions have been tried, and some of them dispose of the mold taste, such as heating in an oven, but the taste and aroma of the tobacco is never the same.

Mold in smoking tobacco can be prevented to a large extent by turning the tobacco in the humididor occasionally.

Q. Do the sulphur fumes from matches harm the smoking qualities of a pipe?—M. L., Long Island, N. Y.

A. There seems to be some difference of opinion as to whether or not the sulphur fumes are injurious to a pipe. Many smokers claim they can taste the sulphur for several pipefuls if their pipe is lighted with a match, and therefore prefer a lighter. Other smokers claim the smell of the lighter fluid is disagreeable, and therefore always use matches.

Sulphur fumes can be largely dispensed with by waiting until the match has burned nearly half way down before lighting the pipe.

Some smokers believe the sulphur fumes impart a lasting odor or taste to the pipe bowl, but I have never believed this theory was well founded.

Q. I have heard that a special kind of cob is used in the making of corn cob pipes. Is this so, and if so, what is the name of the corn thus grown?—H. R., Lansing, Mich.

A. Although most any kind of corn cob can be used for pipes, a special type known as Collier corn is preferred because of its huge size.

It is grown almost exclusively in the state of Missouri where 90% of America's corn cob pipes are manufactured. The pipe factories, most of which are

located at Washington, Missouri, contract with nearby farmers to grow this special Collier corn for the cobs. The factories pay for the cobs and the farmer gets to keep the corn, which, of course, is either sold or kept for feed.

Q. What is the difference between fire-cured tobacco and flue-cured tobacco?—F. S., Knoxville, Tenn.

A. Fire-cured tobacco is one in which the tobacco is cured by the open flame of the fire. The smoke of the wood or other material used to make the fire permeates the drying tobacco and has much to do with the resultant flavor and aroma.

Flue-cured tobacco is cured by heat from large metal or cloth-covered flues which have been placed in the barn with the drying tobacco. The heat from fires below the building travels through the flues and the tobacco is cured by the dry heat which radiates from these flues.

Q. I am confused by the terms "pipe tobacco" and "pipe mixture." Some packages have one term while others use another. Would you please explain the difference?—W. C., Dixon, Ill.

A. Generally speaking, either one means a tobacco preparation suitable for smoking in the pipe. But technically, "pipe tobacco" would mean the crumbled leaves of only one kind or strain of tobacco, whereas "pipe mixture" would mean the crumbled leaves of two or more different tobaccos.

Straight tobacco, such as white burley, Latakia, Virginia flake, etc., are obtainable in package form from your local pipe or tobacco shop. These would be correctly called pipe tobaccos, since they are pure, straight tobaccos and are not mixed with other kinds.

Pipe mixtures are several kinds of pipe tobaccos prepared according to a definite formula or recipe, designed to result in a superior smoke, full of taste, aroma and flavor.



The Brand with the Grand Aroma!

*Tops in Pipe-Smoking Enjoyment
at Popular Price!*

*Listen to the
Fishing and Hunting
Club of the Air*

★ ABC Network ★ Wed. Evenings
★ 8:30 to 9:00 EST

A program of interesting sporting information, dedicated to good sportsmanship and wildlife conservation.

KENTUCKY CLUB

Blended from mild, fragrant, top quality White Burley. Burns freely, evenly, cleanly all the way. Keeps your pipe sweet and mellow.

If You Are a REAL Pipe Smoker

—you'll find PIPE LOVERS just what you've been looking for, because it's all about pipes.

From the beginner to the veteran,—the novice to the connoisseur—anyone who is the least bit interested in pipes will find PIPE LOVERS to be the magazine he has been waiting for.

MONTHLY ARTICLES

treat such subjects as how to blend tobaccos, where briar comes from, how to care for a good pipe, things the other fellow has found worth while in pipedom, what's new, and other interesting and timely articles, each one of great value to the man who enjoys a pipe.

25c Per Copy—
\$2.50 Per Year



For Sale at All Leading Pipe and
Tobacco Shops



THE MAGAZINE FOR MEN WHO ENJOY A PIPE

623 Guaranty Bldg.
Hollywood 28, Calif.

PIPE LOVERS

THE MAGAZINE FOR MEN WHO ENJOY A PIPE



Vol. 1 — No. 7

July, 1946

CONTENTS

General Articles

Me and My Pipes - - - - -	Bing Crosby	226
<i>He has his preferences like the rest of us.</i>		
Cavendish Tobacco - - - - -	Douglas Grant	232
<i>It is used for flavoring or as a base.</i>		
Pipe Making at Home - - - - -	J. H. Bradshaw	234
<i>Part II discusses the lathe operations.</i>		
Speaking of Matches - - - - -	Everett Carlson	236
<i>A splint of wood is a valuable thing.</i>		
What is a Real Pipe Smoker? - - - - -	Robert Macy	231
<i>True definition is difficult to describe.</i>		

Departments

Blowing Smoke Rings with the Editor - - - - -		222
Collector's Page—Collector's Paradise - - - - -		240
Pipe Clubs - - - - -		246
Pipecraft - - - - -		238
Pipelines - - - - -		224
Questions and Answers - - - - -	Ken Brown	218
What's New - - - - -		244

Cover—Bing Crosby, Paramount star, soon to be seen in the film "Blue Skies", discusses his pipe theories and experiences in this issue.

Editor and Publisher - **George W. Cushman**
 Associate Editors - **Ken Brown**
 Richard L. Gordon
 Hal E. Heintzelman
 James Morrison
 Art Editor - **BOB BARNES**

New York Representative
Stanley R. Kermish
 285 Madison Ave.,
 New York 17, N. Y.
 MUrray Hill 3-4377

Published monthly by Pipe Lovers Magazine. Editorial and business offices located at 623 Guaranty Building, Hollywood 28, California. George W. Cushman, owner and publisher. Office of publication, 208 Press-Telegram Building, 604 Pine Avenue, Long Beach 2, California. Application for entry as second-class matter is pending.

Entire contents copyright 1946. No material may be reprinted either in whole or in part without special permission.

Subscription rates: To addresses in U.S.A. and possessions, \$2.50 per year; Canada, \$3.50; Foreign, \$4. Single copy, 25c. All subscriptions are payable in advance and should be sent to Pipe Lovers Magazine, 623 Guaranty Building, Hollywood 28, California. Report change of mailing address promptly. Allow 30 days for change to take effect.

Manuscripts and photographs submitted for editorial consideration must be accompanied by return postage. Publisher cannot assume responsibility for unsolicited manuscripts.

Ideas and opinions expressed in signed articles do not necessarily represent those of the magazine.

News stands, pipe shops, and other bulk sales supplied through Western Publishers' News, 808 South Vermont Ave., Los Angeles, California.

VanRoy

with the

Ajustomatic

STEM

FREE-TURNING

SELF - ALIGNING

"Man this is it!"

Why bother with temperamental old-style screw stems when you can own a VanRoy Ajustomatic! This modern screw stem is always on the beam. Because of its patented "float-mounting" you just can't make the stem lock at an off angle! No matter how often you turn it, stem and bowl line up as straight as a die always. The Ajustomatic doubles your smoking pleasure through freedom from annoyance, and enjoyment of traditional VanRoy Pipe Quality.

Available at better stores in United States and Canada.

VanRoy Ajustomatic Bard \$5



SIGNET OF
QUALITY
IN PIPES

VANROY COMPANY INC., Empire State Building, New York 1, N. Y.



SOMETHING NEW . . .

AROMATIC TOBACCO Smokers your problem is solved! Now you can not only blend, but also flavor your own tobacco in your own way, to suit your own taste. All you do is select the flavor you desire, take the moistener from it and put it in your favorite tobacco mixture.

PRESTO, in a short time you have an aromatic flavor just as you have always been wanting it.

No sickening perfumed taste or odor—just a real - honest - to - goodness he - man aromatic.

Five years of experimenting has developed this grand product.

If your dealer doesn't have it, send us his name and \$6.00 and we'll send you postpaid these ten different, delightful flavors and the attractive bar to keep them

in. Rum, Apple, Honey, Peach, Maple, Pine-apple, Black Walnut, Chocolate, Champagne, and Apricot.

manufactured and distributed by

house of Robertson
203 N. 9th St., Boise, Idaho

Ask for a **LYNN**

Humidifier Pouch

. . . . the pouch that moistens dry tobacco and never lets fresh tobacco become stale. This is due to a scientific humidifying agent built within the pouch itself.

The **LYNN HUMIDIFIER AND VENTILATED POUCH** includes the above humidifying agent, plus a special ventilating feature which prevents the pouch from absorbing the burnt odor of the pipe, and keeping the pipe dry.

Leather zipper pouch.....\$1.00
Combination leather pouch....\$2.50
Combination horsehide,
alligator finish\$3.00

Ask your dealer for a

LYNN
HUMIDIFIER POUCH



WE RECEIVED a letter from a reader the other day who asked why it is that there is such a difference in price in tobaccos, why some pipe blends cost fifteen cents for a two ounce packet, while others cost anywhere from twice this amount on up to a dollar and sometimes more.

He couldn't understand why, if one tobacco cost 15 cents a package, how any tobacco could possibly get a price of more than twice that when tobacco was tobacco the world around, a plant grown and cultivated and harvested—a process which surely couldn't differ in such a way as to put the price up so high on some blends.

"And," he said, "I've found the less expensive tobaccos always taste better in my pipe."

He feels that somewhere someone is getting a fat profit off the poor pipe smoker.

No doubt every pipe smoker has at one time or another had that very thought—that somewhere, someone was making a fat profit by selling a few dried and processed leaves at a price entirely out of reason.

WE GAVE him an answer to his question—not a justification of a high price, necessarily, but explained some of the factors he had not taken into consideration.

First of all there are the many different kinds of tobaccos. Perhaps the cheapest to grow and prepare for the pipe smoker is burley. It isn't to be construed that burley is a cheap tobacco—far from it, but it just happens to require the least amount of care and processing—nature saw to that.

Contrast this inexpensive type with Latakia, for instance, which is grown only in Syria, and, after considerable curing, is transported half way round the world for us here. Perique is another example of a tobacco which,

although comparatively easily grown, must undergo long and costly curing processes lasting over a year. Naturally, such processing raises the cost of the finished product.

It is pretty obvious to see that a blend composed primarily of these more costlier tobaccos justly commands a higher price from the man who buys it.


THEN there is another factor which the average person doesn't often consider. A tobacco blend is a matter of personal taste. What one fellow thinks is supreme, the other cannot stand at all, and vice versa. When it comes to taste, price is of minor importance.

The average tobacconist dreams of the day he will discover a blend which will please the great majority of pipe smokers, using a formula which he and he alone controls. When this happens, he has what might be called a monopoly on his own particular formula, and since no one can duplicate it, he can charge whatever his customers are willing to pay to enjoy this private blend, the formula for which remains his closely guarded secret.

Then, too, any business man knows that a product which sells rapidly can be marketed for less money than one which sells only occasionally. So, if a private blend is composed of several of the more costlier tobaccos, is the result of years of trial and error blending by a tobacconist, and is appreciated by only a few pipe lovers, it follows that a higher price will and can be justly charged.


A fine tobacco isn't judged by its price but by its taste and flavor, and since each pipe smoker has his own preference, there can never be a "best." The taste dictates the purchase of tobacco—not the pocketbook.

The Bowery in the 1850's when the founders of our company had their pipe-carving shop at No. 59. This street was originally called Bouwerie Lane (from the Dutch word *bouwerji* meaning farm) and was the location of country homes of the wealthy. It is called "America's oldest street." During the time when our original establishment was there, Edwin Forrest and James J. Hackett played leading roles in the Bowery's fashionable theatres, Diamond Jim Brady was frequently seen there, and as much as \$1,000,000 worth of diamonds and other jewels were often exchanged in a single day.



KAYWOODIE

grew up with
America



Our work is never finished. The methods, techniques and tools used in making Kaywoodie Pipes are constantly being modernized by our own engineering department. This affords a mechanical perfection not possible heretofore, and smoking quality that is better than ever. For pleasure and contentment, get one of the Kaywoodies of 1946. Each one is the result of 95 years of satisfying pipe-smokers. \$3.50 to \$25 at dealers'. Kaywoodie Company, New York and London.

WINNING NEW FRIENDS EVERY YEAR SINCE 1851

The
Nation's
Hit
Parade
of
Pipes



We feature the most popular imported briar pipes in the styles you want—

Custombilt

5.00 - 7.50 - 8.50 - 10.00 - 12.50
15.00
Sets Two Pipes (cased) 20.00

Jobey

5.00 - 6.00 - 7.50 - 15.00

Emperor

3.50 - 5.00 - 7.50

L. H. S. Sterncrest

3.50 - 5.00 - 7.50 - 10.00

Kaywoodie

5.00 - 7.50 - 10.00 - 12.50 - 15.00
and other imported and domestic briar pipes. Prices start at \$1.

For that cool, refreshing, relaxing smoke try

HARRY PARKER'S OWN MIXTURE
(Regular or aromatic)

Send 25c for a pocket package.

Write for Free Copy of Our
"Guide to Good Smoking"

We Carry a Complete Line of
Smokers' Articles
Pouches - Racks - Humidors

Mail Orders Promptly Filled

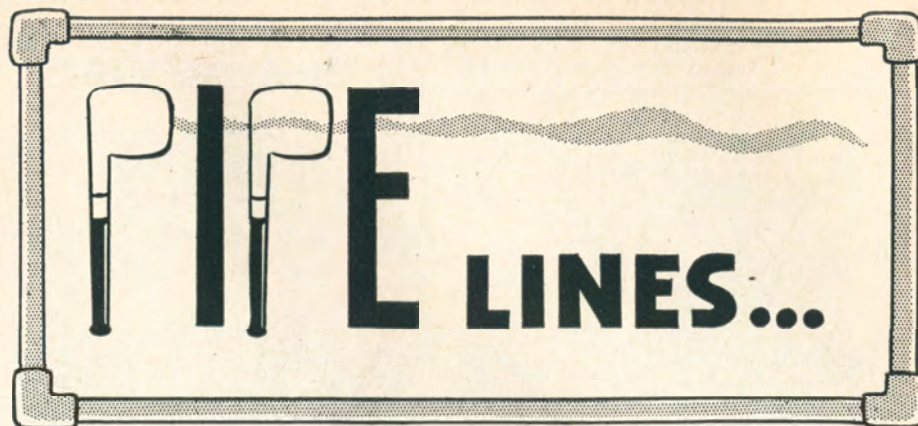
HARRY PARKER LTD
Tobacconist

1311 Fulton St. FRESNO 1, CALIF.

Exclusive Agency
Peterson's Tobacco Mixtures

Send us your Pipes for repairing and renewing.

PIPE REPAIR SHOP
402 N. Broadway FRESNO, CALIF.
Exclusively a Shop for the Smoker.



DEAR SIR:

Thanks to James Morrison for his article in the April issue entitled "Latakia Tobacco." His "Formula A" is the first "home brew" concoction I have made and had any success with as far as flavor goes.

RICHARD L. BRIDGES,
Los Angeles, Calif.

DEAR SIR:

I have just received my copy of your magazine, and it is just what I have been waiting for all my smoking life.

Can I get back issues of "PIPE LOVERS"? Thanking you for many months of pleasant reading, I am,

WM. C. COLE, JR.,
Washington, D. C.

☐ YES, all back issues are at present available.—ED.

DEAR SIR:

I enjoy reading Ken Brown's questions and answers each month. He is doing a lot for us pipe smokers.

ROYAL KOCH,
Bethlehem, Pa.

DEAR SIR:

I am a commercial traveler covering the states of Washington, Oregon, Idaho and Montana and I have found that being a confirmed pipe smoker of some seventeen years (really, that's just a mere youngster as pipe smokers go) has stood me in good stead on my long, monotonous trips.

I carry eight pipes with me on all of my many excursions which are stuck up over the sun visor of my car.

These are religiously alternated, as I never smoke the same one twice in a row and I find that they make a long haul shorter.

My check for a two-year subscription is enclosed and may all future issues be as instructive and entertaining as this one.

Believe me, I thought that I knew a lot of the answers on pipes and tobacco, but this one issue certainly opened my eyes to the fact that there is still a lot to know. And that's no pipe dream, either.

L. J. MARNACH,
Portland, Oregon.

DEAR SIR:

On page 150 of the May issue you asked what we liked and didn't like about the magazine. I have been reading it now for several months, in fact I think I have seen every issue, and I like all of it.

I think the articles are the best, but your page of new things for the smoker is a close second. Pipe smokers have never before had a source of finding out what is new, and therein

you are providing us with something we have long been needing. In fact, I didn't realize how much I missed something like this, and now that we have a magazine all our own, I wonder how we got by so long without it.

My suggestion for improvement is on the pipe collector's page. It is nice to tell the reader about old pipes, but I would like to see articles on how to tell whether a pipe is valuable or not. That is, what does the expert look for in a pipe. I have a few, and would like more, but I don't know how to tell a good or expensive pipe from a cheap one, and want to learn.

So if you could make pipe experts out of us, it would be a great thing. Other than this, I think the magazine is fine.

ROBERT LINSEY,
Denver, Colorado.

DEAR SIR:

I was especially interested in the Middleton article in the May issue. I have smoked lots of Middleton tobaccos, and have long wondered what type of a company made the tobacco. It was a swell story about a swell company—one of the best of your series on pipe and tobacco companies.

DON FISHER,
Inglewood, California.

☐ MIDDLETON & Co., please note.—ED.

DEAR SIR:

Your best article to date was the one on the Perique tobacco in the current (May) issue. It surely is interesting to learn about these tobaccos, and I didn't know there were so many. Hurry up and tell us about all of them.

M. S. WIELAND,
Evanston, Ill.

☐ ALL of them are scheduled.—ED.

DEAR SIR:

In the "Pipecraft" department of the May issue you showed some scales for weighing tobacco when mixing tobacco at home. Is the mixing of tobacco for a pipe mixture such a delicate operation that such close measurement is necessary? I've just been taking a pinch of this one and two pinches of that one and it works fine for me.

R. F. MILLER,
Ft. Worth, Texas.

☐ BOTH methods give a fine smoke, but for those who are trying to discover the blend of blends, accurate measurement in small amounts is required. A record of

weights is kept, and the blend can then be duplicated in any quantity with identical results each time.—ED.

DEAR SIR:

Didn't you make a mistake last month (May) in reporting an "all metal" pipe? Surely the bowl is made of briar or wood of some kind—not stainless steel as you said. That would be like smoking a furnace. One would need an asbestos lining for the mouth.

WILLIAM ATKINSON,
Buffalo, N. Y.

¶ NO MISTAKE. The pipe bowl is made of metal; smokes surprisingly cool.—ED.

DEAR SIR:

Just a word to compliment Frank K. Young on his column "My Pipe and I." It is warm, homey and friendly, and is a welcome addition to the magazine. He's an old-timer with the pipe—that I bet.

ALBERT MCHENRY,
Rapid City, S. D.

¶ MR. YOUNG, take a bow.—ED.

DEAR SIR:

I'm waiting for an article on meerschaum pipes. I have a collection of nine of them, all very old, but I don't know anything about them. Help me out. Is meerschaum really sea foam like they say?

ALVIN MURRAY,
St. Paul, Minn.

¶ AN ARTICLE describing meerschaum was presented in our January issue. Coming soon: How meerschaum pipes are made. It is not sea foam but a mineral, known as hydrous magnesium silicate.—ED.

DEAR SIR:

Being a lover of the pipe from way back, and making a hobby of the art a ruling passion of my life, you can see the value of the addition of PIPE LOVERS to my activities.

The magazine has only one fault, that of being far too short in length and issued monthly instead of daily. Please see that this is correctly promptly!

D. V. FOLLANSBEE,
Los Angeles, Calif.

¶ OH, come now.—ED.

DEAR SIR:

Why did I start smoking a pipe? I started smoking a pipe because: I thought it was the manly thing to do; I was young and a bit of an exhibitionist, and it pleased my vanity.

I have continued to smoke a pipe because I have found in it a solace and contentment.

Pipe lovers the world over will testify that nothing compares with a good pipe. A comfortable seat a—cool drink—and my briar beside me in the cool of the evening . . . who is this guy Omar Khayam?

Only a pipe smoker can know the indescribable charm and comfort of a good smoke. It is something traditional—the blending of the ages producing a philosophical serenity that is the essence of living pleasure.

The history of the pipe is the story of Man; as time marches on may the smoke rings spell out the future that is promised—Contentment.

SAMUEL P. SHARRON,
Brooklyn, N. Y.



SMOKES COOLER, CLEANER, SWEETER

The Kirsten Pipe smokes cooler because heat from tobacco smoke is dispelled through the thin walls and fins of the large lightweight radiator. It smokes sweeter because irritating tars and oils are removed from smoke by condensation and trapped in the radiator. The Kirsten is easy to keep clean . . . gun-barrel clean.



Four Sizes
\$6 to \$12.50
at leading
stores

KIRSTEN PIPE COMPANY, Department 310, Seattle 1, Washington

A New Thrill Awaits You in

BROWN CROCK Mixture



This rum cured mixture is prepared from the finest American and Imported tobaccos, and is carefully aged and blended.

Smokes cool and lasting.
Has a delightful aroma.
Does not bite the tongue.

Available at present in one-half pound cartons only.

Shipped anywhere in the United States upon receipt of your check or money order for \$1.45, which includes postage, insurance and handling charges.

All Mail Orders Filled Same Day Received

HOLLYWOOD PIPE SHOP

1641 No. Cahuenga Blvd.

Hollywood 28, California



Bing left his favorite briar on a table while he entered the set to do a scene. On his return he found someone had hidden it and left this one in its place. Always one to go along with a gag, Bing picked it up and started puffing away quietly.

ME AND MY PIPES

By Bing Crosby

Bing, Who Has Often Been Called America's Number One Pipe Smoker, Brings You Some Of His Ideas and Experiences With Pipes

AMONG my collection of approximately 150 pipes, those I value most are the pipes that have been sent to me by G. I.'s from foreign countries. Like many of us who have had friends and relatives serving overseas I received lots of souvenirs, but of all the various articles that came to

me, pipes far outnumbered all the other items combined.

It's obvious why I attach such value to these gifts from fighting men who had taken time out from their official duties to send me their war relics and mementos.

Probably the strangest and most fasci-

nating of all the pipes I received is a bona fide opium pipe sent to me by a former lieutenant who was with the Corps of Engineers stationed in Burma and China. It was soon after the close of the Salween campaign in Burma that this young man visited a small Chinese walled village in southwestern China.

Proof of the hospitality with which the grateful Chinese people received the American soldiers is in the story of how I came to receive this gift.

The lieutenant, while wandering through the narrow, winding streets came across a very old man who was blissfully puffing away on his opium pipe. The young officer stopped to admire the pipe and, through an interpreter, asked the Oriental patriarch a few questions about his curious smoke-piece.

The old man explained that the pipe had been his for 70 years and that the inlaid colored stones and silver trimming were genuine semi-precious gems and real silver. Although the pipe had the coloring of dark mahogany, it was merely bamboo that had darkened

bought at any price. A few years ago I went east to attend a racing meeting at Saratoga.

A sponsor offered me \$5,000 to appear on a national broadcast to introduce some new songs. I turned him down and instead went to my old friend Paul Whiteman, and sang the same songs for nothing.

Whiteman, who gave me my first push up the ladder, presented me with an imported English pipe. It was a good pipe and on it was a gold band inscribed with the word "Bing." Weeks later back in Hollywood I was smoking the pipe and put it down for a few minutes to record a song for a picture I was making at the time. When I walked out of the scene, the pipe was gone. Everyone on the set

was looking for the pipe, but I never found it. I guess someone took it as a souvenir, not knowing I had placed in it. I offered a return, but I never saw that

my favorite is an English pipe, a gift of Bob Burns, pipe collector and noted Arkansian. It is a favorite because it

contains all the qualities of the type of pipe I like best. It has a straight stem, medium-sized bowl and is light in weight. With my particular kind of bite I prefer a light-weight briar and in all the years of pipe smoking I have yet to bite through a stem.

Bob and I have discussed at length our pipe-smoking idiosyncrasies, so when he presented me with this pipe he knew just what I wanted. Knowing Robin as I do, I'm surprised it wasn't a miniature bazooka.

AT PRESENT I am working on a picture for Paramount that has some scenes in it which seem to have been written strictly for pipe lovers. The film is called "Welcome Stranger." Barry Fitzgerald and Joan Caulfield costar with me.

Barry is a pipe smoker from way back, so between the two of us the pipe sequence is a natural. I play the part of a young, easy-going medico, while Barry has the role of a typical country doctor in a small Maine community.

After 35 years of steady practice, Barry decides he has earned a vacation.

He is featured in Bing's latest picture "Welcome Stranger." It seems he has spilled his tobacco and has to borrow some from "The Groaner."

ordinary modern and practical models that can be bought in pipe shops anywhere in the world. Through years of collecting I have built up quite an assemblage but, like all pipe smokers, I have my favorites for everyday smoking enjoyment. I am not a bug on the subject, but I thoroughly enjoy a good bowl of tobacco.

One of my saddest experiences concerns a \$5,000 pipe. Not that I valued the thing at that much, but as far as I was concerned it couldn't have been





Bing left his favorite briar on a table while he entered the set to it and left this one in its place. Always one to go along with a

ME AND M

By Bing C

Bing, Who Has Often Be
Number One Pipe Smok

Of His Ideas and Experiences With Pipes

AMONG my collection of approximately 150 pipes, those I value most are the pipes that have been sent to me by G. I.'s from foreign countries. Like many of us who have had friends and relatives serving overseas I received lots of souvenirs, but of all the various articles that came to

me, pipes far outnumbered all the other items combined.

It's obvious why I attach such value to these gifts from fighting men who had taken time out from their official duties to send me their war relics and mementos.

Probably the strangest and most fasci-

nating of all the pipes I received is a bona fide opium pipe sent to me by a former lieutenant who was with the Corps of Engineers stationed in Burma and China. It was soon after the close of the Salween campaign in Burma that this young man visited a small Chinese walled village in southwestern China.

*Subscription
Form*

Proof of the hospitality with which the grateful Chinese people received the American soldiers is in the story of how I came to receive this gift.

The lieutenant, while wandering through the narrow, winding streets came across a very old man who was blissfully puffing away on his opium pipe. The young officer stopped to admire the pipe and, through an interpreter, asked the Oriental patriarch a few questions about his curious smoke-piece.

The old man explained that the pipe had been his for 70 years and that the inlaid colored stones and silver trimming were genuine semi-precious gems and real silver. Although the pipe had the coloring of dark mahogany, it was merely bamboo that had darkened through age and use.

When my friend thanked the native for his courtesy and started to go on his way, he was called back and presented with the opium pipe. To refuse a proffered token is an insult in that part of the world, so the lieutenant accepted the gift, thanked the giver and went on.

The pipe, which was later sent to me, has a straight stem—being made of bamboo about two inches in diameter, and is set at right angles to the bowl. Since the Chinese practice of mixing a little opiate with tobacco determines the size of the bowl, it is very small, and in shape and size resembles an acorn cup.

The inlaid semi-precious stones are bits of jade, amethyst and cornelian. The silver trimming polishes with all the brilliance of sterling, but regardless of the intrinsic value, it is truly a collector's item.

FROM a soldier stationed with the Persian Gulf Command I received a water pipe which is supposed to have been smoked by the idle women of the harems. Of course there is a doubt in my mind as to the authenticity of this tale because there are no idle women in a harem. Anyway, it's a fine pipe and I certainly appreciate the thought behind the gift.

My collection of pipes, aside from odd and antique pieces, includes many of the ordinary modern and practical models that can be bought in pipe shops anywhere in the world. Through years of collecting I have built up quite an assemblage but, like all pipe smokers, I have my favorites for everyday smoking enjoyment. I am not a bug on the subject, but I thoroughly enjoy a good bowl of tobacco.

One of my saddest experiences concerns a \$5,000 pipe. Not that I valued the thing at that much, but as far as I was concerned it couldn't have been

bought at any price. A few years ago I went east to attend a racing meeting at Saratoga.

A sponsor offered me \$5,000 to appear on a national broadcast to introduce some new songs. I turned him down and instead went to my old friend Paul Whiteman, and sang the same songs for nothing.

Whiteman, who gave me my first push up the ladder, presented me with an imported English pipe. It was a good pipe and on it was a gold band inscribed with the word "Bing." Weeks later back in Hollywood I was smoking the pipe and put it down for a few minutes to record a song for a picture I was making at the time. When I walked out of the scene, the pipe was gone. Everyone on the set went to work looking for the pipe, but it couldn't be found. I guess someone picked it up for a souvenir, not knowing the value I placed in it. I offered a reward for its return, but I never saw that pipe again.

My current favorite is an English pipe which is a gift of Bob Burns, pipe smoker extraordinaire and noted Arkansas plumber. It is a favorite because it

contains all the qualities of the type of pipe I like best. It has a straight stem, medium-sized bowl and is light in weight. With my particular kind of bite I prefer a light-weight briar and in all the years of pipe smoking I have yet to bite through a stem.

Bob and I have discussed at length our pipe-smoking idiosyncrasies, so when he presented me with this pipe he knew just what I wanted. Knowing Robin as I do, I'm surprised it wasn't a miniature bazooka.

AT PRESENT I am working on a picture for Paramount that has some scenes in it which seem to have been written strictly for pipe lovers. The film is called "Welcome Stranger." Barry Fitzgerald and Joan Caulfield co-star with me.

Barry is a pipe smoker from way back, so between the two of us the pipe sequence is a natural. I play the part of a young, easy-going medico, while Barry has the role of a typical country doctor in a small Maine community.

After 35 years of steady practice, Barry decides he has earned a vacation.

A pipe sequence is featured in Bing's latest picture "Welcome Stranger." It seems Barry Fitzgerald has spilled his tobacco and has to borrow some from "The Groaner."



However, he feels he can't leave the community without the services of a doctor and contracts with a Boston placement bureau for temporary services of a substitute for two months.

His letter to the placement bureau is interpreted as a binding contract and, when he arrives in Boston to interview applicants, is dumbfounded to learn the substitute already has been hired and is enroute to Fallbridge, Maine.

Philosophically, the old doc entrains to return to Fallbridge and immediately becomes embroiled in a series of comedy-errors with a personable young man in a loud sport jacket, who is none other than yours truly.

However, Barry is not aware that the brash city "blatherskite" is the man who has been hired as his substitute and, during the two-day train ride, the two of us manage to get on each other's nerves to the point where Barry never wishes to see me again. It is this sequence that turns into a hilarious bit of "pipe comedy," which will be especially appreciated by pipe smokers.

Our first meeting on the train is in the men's wash room where the old gent goes to unwrap some parcels containing new fishing tackle he purchased in Boston and I have gone to smoke my ever-lovin pipe—there being no smoking car on the train.

I inadvertently get off on the wrong foot by stepping on one of Barry's packages. Then he gets further annoyed when he thinks that I am reading his newspaper. We get into quite an argument about it when I insist that the paper is one I bought before boarding.

A moment later Barry makes the embarrassing discovery that he has been sitting on his own copy of the paper, and is so flustered that he spills all his pipe tobacco on the floor. Naturally he blames me for the accident.

THE NEXT morning the dining car waiter places us at the same table. Few words are exchanged because of the previous experience in the wash room. When I finish breakfast I reach for my pipe and tobacco and light up. Barry,

too, reaches for his pipe, then his pouch. Forgetting the tobacco spilled out the night before, the old man is horrified to find it empty. I offer him some, but he is too proud to accept and asks the waiter to buy him a fresh box. But there is none to be had on the train.

Unhappily he tries—unsuccessfully—to squeeze a few grains of tobacco out of his empty pouch. Being a pipe smoker myself I understand the old man's misery. I get an idea. With studied casualness, I leave my pouch on the table and start away.

Seeing the pouch, and me departing, larceny fills Barry's heart. He reaches out toward the tobacco, but changes his mind. No, he will take nothing that belongs to that insolent young man. He looks at his pipe. The temptation increases. He fidgets a moment, he picks up the pouch, then he reconsiders again. No, he definitely will not take the tobacco.

Finally he weakens and can resist no longer. Like a hungry man reaching for food, he thrusts his pipe into the pouch; then looking up he is horrified to see me approaching, watching good-naturedly. I tell him to go ahead and help himself, but again he will accept no favors.

He hurriedly empties his pipe back in the pouch, then reaching across to the window sill, starts pounding out the remaining tobacco. In his excitement, he pounds too hard. The stem breaks, and this is the final injury.

LIKE ALL pipe smokers I have a few little quirks regarding pipes. None of them are particularly unusual, though. I keep a piece of sliced apple in my tobacco humidor so that the tobacco will remain moist and flavored.

My favorite type of tobacco is rough-cut and mildly aromatic. English, Irish and American blends all suit me providing they are not too strong and harsh.

I'm not too much concerned about filters and have no specific choice. If a pipe itself is of the correct size and weight for me, and the tobacco is good, then the type of filter, or no filter for that matter, makes little difference.

When I break in a new pipe I dip my finger in a jar of honey and line the bowl. I then fill about one-quarter of the bowl and start right in smoking.

I haven't acquired the habit of rubbing the bowl against the side of my nose for the purpose of darkening it with natural skin oils. The reason I don't do this is because I will smear my photographic make-up which I must wear while before the cameras. Consequently, the oil from the skin of my

This scene from the same picture is the one in the wash room where Bing is accused of reading Barry's paper. Bing insists the paper is one he bought at the station.





Bing admits the only time he leaves his pipe alone is when he goes before the mike on a nationwide broadcast. But the rest of his busy day his briar is firmly clinched between his teeth, whether clowning (left) or arriving at the studio (right).

hand and the heat of the pipe does the job of darkening the briar.

A great many pipe smokers change pipes during the day, and many have a different pipe for each day of the week. However, I have no set rule regarding the regularity of changing pipes or the number of pipes I smoke during the week.

I guess I switch pipes about twice a week and vary rarely alternate during

a single day. I clean all my pipes periodically with some good cleaning fluid.

I believe that the best way for a pipe to remain sweet-tasting is to never allow it to become overheated. All pipe smokers know that too much heat will burn out a pipe, and that by smoking slowly the temperature of the burning tobacco will remain low.

From my experience I find that not only will a bowl burn out from too much

heat, but that the pipe will taste better and give the pipe lover more smoking pleasure if he takes it easy and keeps the temperature low and constant.

PEOPLE often ask me what is the best type of a pipe to buy. There is no easy answer to this question because every pipe smoker has his own preferences—his own likes and dislikes.

I think most men prefer briar to any other wood. You can get a good smoking pipe for a reasonable sum, and many of my best pipes were quite inexpensive.

It isn't so much the price you pay for a pipe that counts, but the care that is given it, such as the way it is broken in, the frequency with which it is cleaned, and the care that it receives while it is being smoked.

As most smokers know, there are all kinds of briars from which pipes are made, and in choosing a pipe, I think the best idea is to have someone select the pipe for you in case you are not up on your woods, especially as far as woods for pipes are concerned. Most expert pipe smokers feel honored to be asked to help you make a selection, so don't hesitate to ask a friend if you want a really good pipe but don't feel experienced enough yourself to pick one out.

Once a good one is obtained, take reasonable care of it, break it in right, and you'll have a real friend for life. After all, there's nothing like a good pipe and a good tobacco.



PIPE LOVERS MAGAZINE

"I didn't know you smoked a pipe ALL the time."



*Pipe Dream
for
July*

What is *A Real Pipe Smoker?*

**They Say There Are Always Two Sides to a Question.
Author Macy Holds the Modern Young Man's Views on
What Constitutes a Real Pipe Smoker. Do You Agree?**

By ROBERT MACY

THE LITTLE tobacco shop around the corner had been getting a lot of my hard earned cash lately, but it was really my fault for every time I saw a new pipe in the window I hurried in and bought it.

Yesterday was no exception. I got off work early and was going past my favorite shop when I spied a new model resting gently on a pedestal.

"What's that new one you've got in the window?" I asked the proprietor.

"Called a Zilch Special," he drawled. "Just got a big shipment in Friday and they're going fast. Quite a favorite around town."

"A Zilch Special, eh?" I answered. "Looks to me like they must be a good smoker. Are they?"

An old fellow, possibly in his 60's, was standing nearby and heard the conversation. He ventured forward and butted in with an answer. "There ain't no pipe like that one what smokes good. You'd never see a real pipe smoker smokin' one of them."

"You know," I countered, "I've heard that expression so often I've begun to wonder just what a 'real pipe smoker' is. I've heard it said that 'no real pipe

smoker smokes a pipe with any filters or plumbing or gadgets or anything like that.' Now just what is a 'real pipe smoker' and why won't he smoke certain pipes, especially those I see so often in use today."

"Well, son," he said, "a real pipe smoker is a man who smokes a pipe all the time—constantly, you might say—day in and day out. He's smoked long enough to find out what he likes and what he doesn't like, he knows what tobaccos he wants and what he doesn't want. You'll seldom find a real pipe smoker a fillin' his pipe with one of them aromatic mixtures. He wants plain stuff—100% tobacco with no sugar or syrup. He usually prefers briar with nothing inside—just plain wood. I suppose you might call them old timers—they're the real pipe smokers—none of this modern stuff for them, no siree."

"Ah, just one question. How long must a fellow smoke before you would classify him as a real pipe smoker," I asked.

He looked down at his feet, puckered up his lips a moment as he thought this one through, then said slowly, "Well, you can't exactly say how long it takes, for people differ. Now a smart feller might become a real pipe smoker in a year, another feller it might take two or three years, maybe five or ten. Some never do become real pipe smokers—just occasional puffers. We don't count them." He took another draw on his pipe, blowing the smoke out slowly as he looked at me.

"When you were my age, what kind of a pipe did you smoke?" I asked him.

"Oh, whatever was selling at the time—briar mostly, I had a good meerschau I liked, then there was dogwood, cherry, and clay was popular, too."

"Now another question. What kind of pipes and tobaccos are the fellows smoking today who will become the 'real pipe smokers' of tomorrow?"

"There's lots of different kinds of pipes on the market now, son. Take that Zilch Special for instance. Looks like it's gonna be as big a hit as the Denton DeLuxe, and you know the fellers are wild about that pipe."

Just then a customer walked in the shop and the proprietor took one look at him, went to the top shelf and took down a pound cannister of Webley's Aromatic Blend No. 27, handed it to the customer as the latter proffered a bill in return.

We lowered our voices so as not to interfere with the customer and the proprietor as they exchanged greetings. As the customer walked out the door, I said to the old timer. "Gee, the proprietor sure knew what that man wanted."

"Yeah," drawled the old fellow. "That was Doc Lang, steady customer here for years. Always gets Webley's 27. Doesn't smoke nothin' else. Fine feller, too, and a fine Doc. I knew one time when he—"

"Would you call him a real pipe smoker?" I interrupted.

"Doc Lang? Gosh yes, he's as real
(Continued on page 250)

Pipe Dream for July

She's lovely as a dream and she's lovely in the flesh, too. Pretty Elyse Knox, Monogram Picture star, is currently being seen as Anne Howe in the Joe Palooka series, which is based on the world's most widely read comic strip.



Freshly cut leaves are being carried from a field near Danville, Virginia, where they will later be processed with syrup, honey, wine, or other sweetening agents to make Cavendish Tobacco. It's sweet flavor makes it a favorite in many blends.

Cavendish Tobacco

Processing in Sugars and Syrups Gives
To This Tobacco a Sweet Taste and Makes
It a Welcome Addition to Many Mixtures

By DOUGLAS GRANT

THE MANY different types and kinds of tobaccos which are used in pipe blends are generally of two main classifications: Those which are used as the "base" of the mixture, and those which are used for adding flavor, taste, aroma, etc.

Tobaccos which would be classified as "base tobaccos" would be the burleys,

Virginias, brights, and the others of this nature. They serve as the body, or as one authority calls it the "foundation" of a blend, much the same as flour is the "foundation" of a cake or a loaf of bread. These tobaccos comprise the greater part of the blend with the flavoring tobaccos added for taste.

The second group—those tobaccos

which lend flavoring, taste and aroma,—are known as "seasoning" tobaccos and consist of the varieties such as Latakia, Perique, Turkish, and others which have been especially prepared for specific seasoning qualities. These might be compared to the chocolate which goes into the cake to flavor it.

But at least one tobacco—Cavendish

—can and is used both as a base and as a flavoring agent. Its specific purpose in a blend depends upon its intended use in that blend. In a formula in which the blender desires to use Cavendish as a base, it is then the "foundation" of the blend, with some of the flavoring tobaccos added to it to enhance its already fine flavor.

Yet there are others who, because of their taste for a different type of tobacco, prefer a blend in which one of the burleys or Virginias is used as the base, with Cavendish added, sometimes together with Latakia, Perique, and others, to give the mixture a sweeter, more pleasant taste.

Cavendish, then, might be compared to sugar in the kitchen: When the cook is making certain kinds of candy, sugar is the base, yet when the cook is making certain kinds of pastry, puddings, or other foods, sugar is used purely for seasoning and flavoring.

So Cavendish can be classed both as a base and as a flavoring tobacco, depending upon its intended use in the blend.

HISTORIANS differ as to the exact origin of Cavendish Tobacco. Although it is generally conceded to have been named after Lord William Cavendish, the Duke of Newcastle, some authorities say he discovered the tobacco growing in Virginia in 1660 during a round the world voyage.

Others state that Cavendish brought the tobacco with him when he came here, that he planted it in Virginia where its popularity, although slow to catch on with pipe smokers, began to grow as its fame spread throughout the colonies.

Today, Cavendish is very much like Virginia, depending largely upon its method of curing and processing for its individuality. It is a very sweet tobacco and is cured or processed with such sweetening agents as maple sugar, honey, and so on. The many varieties of Cavendish used today depend upon the method of processing for their differences.

Many tobaccos are also used for the making of Cavendish, such as Virginia, Maryland, or similar tobaccos of this type. From this it may be seen that a different kind of Cavendish will result by curing Virginia with maple sugar, than by giving Maryland the same treatment.

Still different results are to be expected when honey is used, or any other of many sweetening agents which are employed today, including sugar, rum, wine, and others.

Add to this the different ways in which the tobacco may be cut, such as ribbon cut, plug cut, and so on, and it will easily be seen how many different flavors

can be obtained from these various tobaccos, all of which come under the name of Cavendish.

It is no wonder, then, that the smoker anxious to blend his own tobacco will run across such blends as Cavendish Wine Cured, Cavendish Dark Plug Cut, Honey Cavendish, Virginia Cavendish, and Shredded Cavendish to name a few.

To add further to the many varieties already named, some varieties of Cavendish are toasted which gives the tobacco a nutty taste, resulting in a tobacco of a rich, dark brown color. Cavendish which has been toasted in this manner lends a richness to the blend and also gives it more body.

As may be guessed from the agents used to cure and process this tobacco, the result is a sweet smoke. It is generally mild, although some of the processes result in a stronger variety than others. This is especially true of the cut, as is the case with any tobacco. The longer, thicker cuts result in a slower burning tobacco which tends to give a heavier body to the tobacco.

WHEN it comes to mixing Cavendish in the blend, its uses are twofold, as has already been pointed out. In fact, they might be said to be three-fold, since Cavendish is such that it can be smoked straight, and many smokers prefer it just that way.

But in the blend, it does best when it is used in conjunction with other base tobaccos such as the burleys and the Vir-

ginias. A good base consists of half burley and half Cavendish, to which the flavoring tobaccos are added in small amounts. Or, the burley can be substituted by the Virginia. And, of course, varying the proportion of the Cavendish results in a different taste and the aroma in the base.

As with any other tobacco, a smoker who intends to do some mixing of his own should learn to know Cavendish by taste. Several of the various kinds of Cavendish should be smoked plain until their characteristics are well known.

As a starter they should then be mixed in equal parts with burley until the part they play as a base is familiar. They should then be mixed with other base tobaccos, especially Virginia, which some smokers say brings out the full flavor of the Cavendish.

After this type of experimenting, the seasoning tobaccos can then be added to give this combination of base mixtures the required flavor and taste. By this time the smoker will pretty well know the function of Cavendish as a base.

One often asks, when does Cavendish cease to serve as a "base" and become a "flavoring" tobacco? There is no line here which distinguishes the change. Cavendish is mostly used as a base, but to suit some smokers, it is added to burley in small amounts for a little flavoring. To know the value of Cavendish as a flavoring agent, smoke a few pipefuls of plain white burley. After this taste becomes familiar, add about 25% Honey

(Continued on page 249)

Life on a tobacco plantation isn't all work. At the end of a busy day the farm hands often gather behind one of the barns to relate experiences and tell jokes.



PIPE MAKING AT HOME

(Continued from Last Month)

The Usual Wood Turning Tools Plus a Couple of Bits Are the Essentials of Home Pipemaking

Part II. Lathe Operations

By J. H. BRADSHAW

LAST month I explained how the block of wood is sawed from the burl, marked for cutting, and the unwanted portions removed with a saw. Now let's discuss the second phase of home pipe making which consists of turning the shank and bowl on the lathe.

There are two general methods of doing this in the home workshop, and the method used depends upon the equipment at hand. The first consists of using chucks in the lathe which clamp the block firmly. This method is used when the wood blocks are cut very close to size and attachment to a face plate is impossible.

The second consists of cutting the wood block slightly larger than is absolutely required, as was discussed last month and which is shown in the drawing on the opposite page. In this instance a screw center face plate is used, with the screw being fastened in the excess portions of the block.

Since there are more face plates of this nature in use than chucks, the method I am presenting employs a block cut slightly larger than the dimensions of the finished pipe, and using the more popular screw center face plate. I believe

this method is easier than the other, or at least it is easier for the beginner, but of course the pipes turned out by either method are equally as good.





After the block has been cut to shape (as explained last month as well as shown here in Fig. 1) it is then fastened to the face plate and the shank is turned. The drawing on the opposite page shows the point where the screw of the face plate goes into the block. Since the shank is turned first, the screw enters at "A" which is the center axis through the shank. The screw must never be so long that it goes beyond the area indicated by the dotted line outlining the portion which will be included in the finished pipe.

If the face plate screw is unduly thick, it is advisable to drill a small hole in the block at "A" and "B" before inserting the screw, thus reducing the chance of splitting and thereby ruining the block.

AFTER the block has been attached to the face plate at "A," the usual lathe installation is made, such as inserting the face plate in the usual manner, and the free turning end being placed next to the end of the block that will be the shank. When this is done, the first cutting operations can begin as shown in Fig. 1.

The actual cutting of the block is no

Figs. 1 and 2, first shaping operations are cutting of the shank; Fig. 3 is boring the hole in the shank; Fig. 4 is fitting the plastic bit in the shank, and Fig. 5, final sanding of bit and shank.



(EDITOR'S NOTE: This is the second article by Mr. Bradshaw on the subject of home pipe making. Last month he described how the wood block was cut out and marked. Next month he completes the series by describing how the pipe is finished and made ready for use.)

different than any other wood turning operations, and the usual precautions are observed, such as not cutting too deep, using sharp tools to keep from impairing or damaging the wood, and doing as expert a job as possible.

When the shank has been completely turned, it looks something like Fig. 2, and the next operation is to drill the hole in the shank. The size of the drill is determined by the size of the little metal insert or "joiner" which connects the plastic bit with the shank (Fig. 4).

The bits are made of solid plastic tubing of half inch diameter which have been cut to lengths of two and a half inches for an ordinary pipe, or longer or shorter depending upon the style of the pipe which is being made. Through the plastic bit is drilled a small hole approximately 3/32 of an inch.

The metal ferrule or "joiner" is made of stainless steel or similar tubing of 1/4" diameter. A section one inch long is used, it being placed equally in the bit and the shank (Fig. 4). It should be obvious to the worker that the hole drilled in the shank must be a snug fit in order for the metal connector to go in tight enough to hold the bit and shank together without any play or wobble.

The bit is then inserted (Fig. 5) and both bit and shank are dressed down together with standpaper. It is suggested that the top and bottom of the bit be marked in some way so that henceforth it can be aligned evenly with the shank. After the final sanding, which should be with very fine sandpaper, the block is removed from the face plate and the forming of the shank and fitting of the bit are finished.

TURNING of the pipe bowl is the next operation, and the block is now fastened on the face plate by inserting the face plate screw at "B," which is the center axis of the pipe bowl, as can be seen by studying the drawing below.



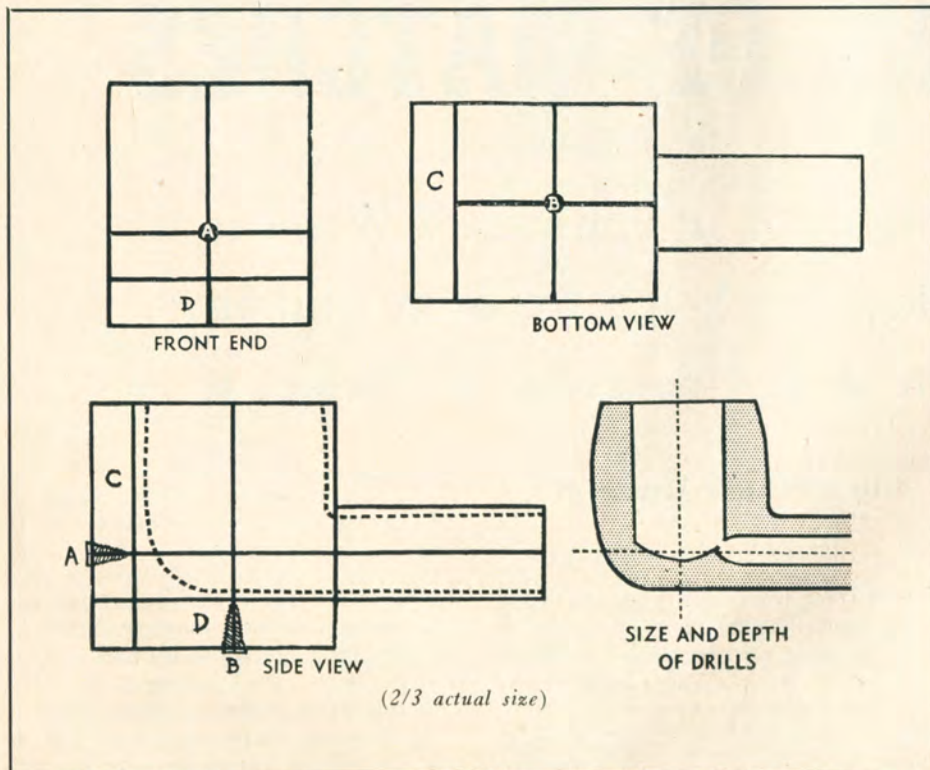
It will be helpful to first saw off the portion "C" which is no longer needed, having served its purpose of holding the block to the lathe while the shank was turned.


The usual methods of wood turning are employed in shaping the bowl, as shown in the illustrations at the right. Figures 6 and 7 show the first operations, and it will be noted that the bowl can be turned no farther than the shank will allow, as seen in Fig. 7.

After the bowl has been cut down to the desired size, the hole is bored

(Continued on page 247)

Figs. 6 and 7 show initial shaping of the pipe bowl; Fig. 8, the hole is bored; Fig. 9, top of bowl is shaped, and in Fig. 10 pipe bowl gets final sanding.





Over a million matches an hour are made on this machine which takes a splinter of wood, dips it several times in different chemicals, transports it along this endless belt, and finally drops it in a box to be shipped to pipe smokers everywhere.

SPEAKING OF MATCHES

Fire at the Strike of a Splinter of Wood Is Common Today, But Much Experimentation And Research Was Necessary to Perfect It

By EVERETT CARLSON

SAY BUDDIE, got a match?" Probably no other five words in our entire language have been used more than these in striking up a conversation between two strangers. And that little object asked for, used once and once only, is so very small and insignifi-

cant in some ways, and yet so great and vastly important in others.

A match is used so matter of factly by most of us. We strike it, light our pipe, then blow it out and discard it, giving it scarcely a thought. But a shipwrecked voyager on an icy shore

would gladly exchange his last pot of gold for just one tiny match with which to light a fire and warm his half frozen leg or arm.

A match is nothing more than a splint of wood, wax or cardboard tipped with a blob of chemicals which burst

into flame when friction is applied. It is a simple, cheap and efficient fire producer and represents the fruits of an inventive search which began when an ingenious Paleolithic man discovered he could create a flame by rubbing dry sticks briskly together.

In comparison with the armies of centuries which have marched into history since that first fire-making invention, the match is a comparatively new device dating only from 1827, fifty years after the U. S. became an independent nation.

All during the years of colonization of America, the settlers had known but two ways to build a fire: with flint and steel or with firesticks, a slow but reliable means still practiced by the Boy Scouts. The firestick was portrayed in hieroglyphics by the Egyptians prior to 4,000 B. C. while as for flint, the Old Testament records that when Maccaheus recaptured the temple, "they made another altar, and striking stones together took fire out of them and offered a sacrifice after two years."

This knowledge was not confined to Europe and the Mediterranean areas. Early explorers found in America that the Indians used both systems to light the fragrant tobacco that the white man learned to love.

When John Brereton visited what is now Rhode Island in 1605 he found, "They strike fire in this manner: everyone carryeth about him a purse of tewed leather, a Minerall stone (copper) and with a flat Emeric stone (flint) tied fast to the end of a little stick, gently he striketh upon the Minerall stone and within a stroke or two, a sparke falleth upon a piece of Touchwood and with the least sparke he maketh fire presently."

Charles Dickens once wrote that "On a damp day, with luck, one might get a light in half an hour."

THE FIRST step toward present day matches came in 1669 when Hennig Brandt, an alchemist, discovered phosphorus during the course of experimentations which he fondly hoped would create homemade gold. Brandt saw no practical use for his discovery and sold the secret.


Eleven years later in London, Godfrey Haukwitz peddled phosphorus as a novelty to a wealthy clientele at the equivalent of \$250 an ounce while in the same year, Robert Boyle discovered that by coating coarse paper with the element fire was created when sulphur tipped splints of wood were drawn through a fold. The prohibitive cost of phosphorus limited customers to the very well-to-do and when their interest flagged the boom was over.

In 1780 France produced the Phosphoric Candle or Ethereal Match, a sealed glass containing waxed paper or string, tipped with phosphorus. Because phosphorus ignites on contact with the air, the paper or string flamed when the glass tube was broken.

Five years later Italy exhibited the Pocket Luminary, a bottle coated inside with oxide of phosphorus. A splint tipped with sulphur, if rubbed on this lining, ignited when withdrawn.

In 1805 the Instantaneous Light Box appeared and for the next 40 years was highly popular with the dandies of the day. Known in the United States as the Empyrium of Oxymuriated Match, the Light Box consisted of a bottle of sulphuric acid sold together with 50 chemically-treated splints for \$2, or 4 cents per match as compared with present prices of from 1/60 to 1/40 of a cent each.

One of the final novelties preceding the friction match was the Electropneumatic Fire Producer which involved the



The initials of two famous presidents are printed on their personalized matchbooks.

principle of the ignition of a fine jet of hydrogen gas by means of a spark from a piece of charged resin. The chemist, Dobereiner, created several forms of Fire Producer. His hydrogen gas, generated by the action of dilute sulphuric acid on zinc, was directed in a stream upon a platinum sponge in contact with the air.

On April 7, 1827, an English apothecary, John Walker, of Stockton-on-Tees, (Continued on page 248)

The earliest known match folder in existence advertised an opera company during the gay nineties. The copy was hand written and the striking surface was inside.



Breaking In the New Pipe

(EDITOR'S NOTE: Believing that breaking in a new pipe is of primary interest to all readers, PIPE LOVERS presents in this column each month the recommendations suggested by America's leading pipe and tobacco manufacturers. This month's suggestions come from the Marxman Pipe Company of New York, N. Y.



PIPE CRAFT

Helpful Hints and Ideas that Make Pipe Smoking More Enjoyable

Pass 'Em Along

Pass along your ideas, short cuts, pet discoveries, and suggestions to fellow pipe enthusiasts. Contributors whose ideas are accepted and appear on this page are given a Ronson Lighter employing the "press, it's lit—release, it's out" action, together with a Ronson Servicer which consists of a full kit of lighter accessories, courtesy of the Ronson Lighter Manufacturer.

Send all contributions, with photos and diagrams when necessary, to the editor. This is your page. The other fellow wants to know what you've discovered that makes pipe smoking more enjoyable, the same as you like to read about his, so send yours in today.

Mild Tobacco For Break-In

In breaking in a new pipe it is often recommended that the pipe bowl be filled only half way for the first few pipefuls and the pipe smoked clear down all the

way until the cake has been well started.

I have found my regular tobaccos are sometimes a bit too strong for me when smoked in this way in a new pipe. So, in order that a new pipe may be smoked clear to the bottom the first few times, I use a special mild formula.

The tobacco is really too mild for regular smoking, since the smoke has no substance or body to it.

But for breaking in a new pipe it is just the thing. Being so mild and flat it is no hardship to smoke those first few pipefuls clear to the bottom of the bowl, with the result that the pipe is properly broken in with practically no discomfort. Thereafter I switch to my regular tobaccos and enjoy a good smoke from a properly broken-in pipe.

To those who would like to employ this method, I suggest getting the mildest tobacco they can find.

—CARL EVANS,
Mansfield, Ohio.

Screw stems which become out of line can often be remedied by placing a small cardboard or fiber washer on the tenon of the stem between stem and shank.

MY FAVORITE BLEND

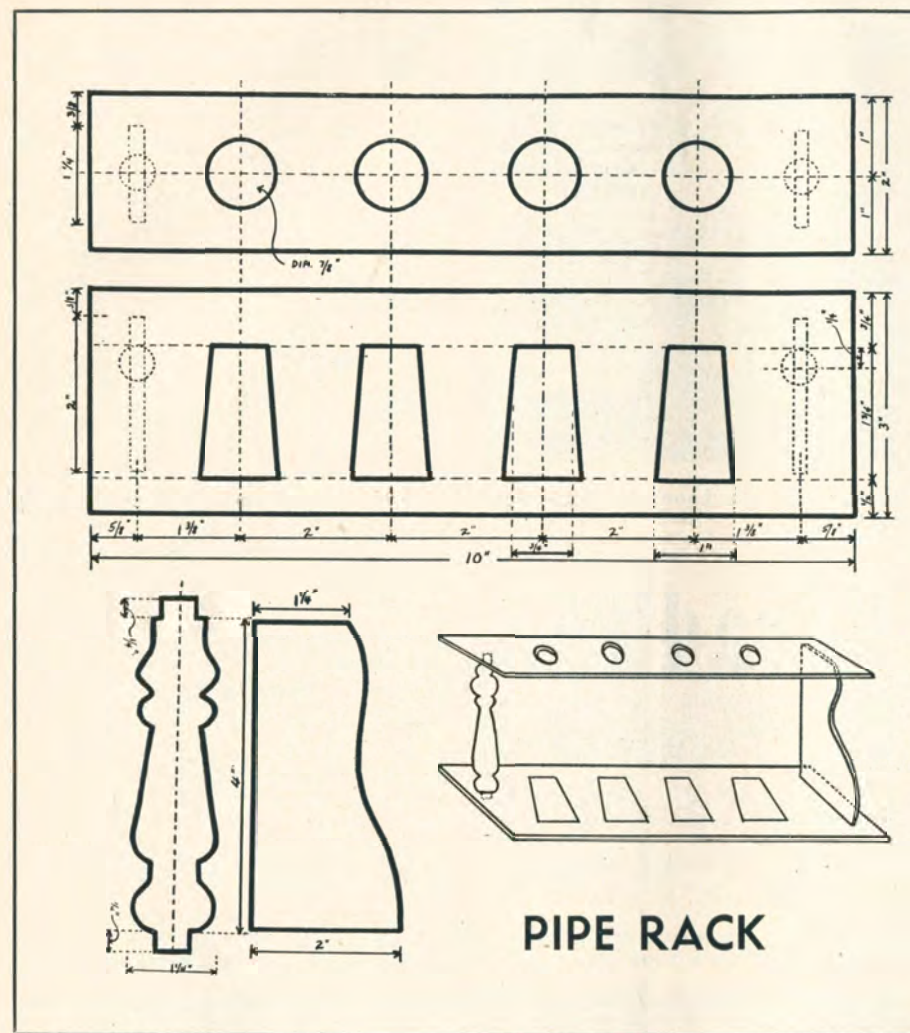
(Each month the editors of PIPE LOVERS award to the person sending in the best "Favorite Blend," an all leather air and water tight "Triple-Seal'd" tobacco pouch, courtesy of the Remco Mfg. Co. of Hollywood, Calif. All contributions should be addressed to the editor.)

Your readers will find this blend delightfully different from the usual home mixture:

White Burley	1 oz.
Carolina Rough Cut	2 oz.
Perique	¼ oz.
Latakia	¼ oz.

The mixture is placed in a humidior after blending, and the moistener is soaked with apple cider. It should set several days before smoking.

—ROBERT JENSEN,
Moneta, Calif.



Simple Rack Easily Made

If any of your readers would like to make a really simple yet highly serviceable pipe rack, these plans will show how to build a pipe rack that will meet both requirements.

It isn't anything fancy, but it is ideal to set on the workbench, in the den, or anywhere that a fellow is working and wants to be in easy reach of a pipe. Al-

though the plans submitted hold four pipes, the top and base can be made any length for holding any number pipes.

For men who have access to a wood turning lathe, the ends can be turned for a most professional looking project, and for those who do not have a lathe, an alternate type of end is shown which can be quickly cut with a jig saw. (Two ends exactly alike are required.)

The dimensions given are for a pipe rack to hold the ordinary sized pipe. For holding larger pipes, the ends should be increased in length to five inches,

with six inches being not too much for "jumbo" pipes. The top and bottom should be widened up to an inch, and the holes should be an inch in diameter. In this drawing the holes and grooves are set on two inch centers. For racks to hold the larger size pipes, the holes and grooves should be set on two and a half inch centers.

If the ends are turned on a lathe, protruding tips ¼" should be left and a corresponding hole bored in the top and bottom of the rack to receive these tips and thus serve as a mortise and tennon joint. In the case of the optional ends being used, these are nailed to the top and bottom with small brads.

Half inch wood is sufficient for the top and bottom, and a round or beveling of the corners gives the rack a very finished appearance.

—SHERWOOD DAVIS,
Green Bay, Wis.

Carpet Gives Protection

Being one of those restless individuals who would rather knock the ashes out of a pipe than remove them with a pipe



tool or similar device, I had to do something to save the finish on my car door, for I somehow seemed to knock my pipe in that particular location.

It was not only hard on the pipe, but the finish on the car door was slowly getting scarred and scratched.

I know it would have been better to break the habit, but at any rate, what I did was to get a small piece of old carpet, run a couple of strong wires through the edges on the back side, and bend the protruding ends of the wire in a U shape. It was then a simple matter to hook the piece of carpet over the side of the door.

The pipe is now knocked against the carpet which protects both pipe and car door. And of course the carpet is instantly removable when desired.

—BILL BERRY,
Cortland, N. Y.

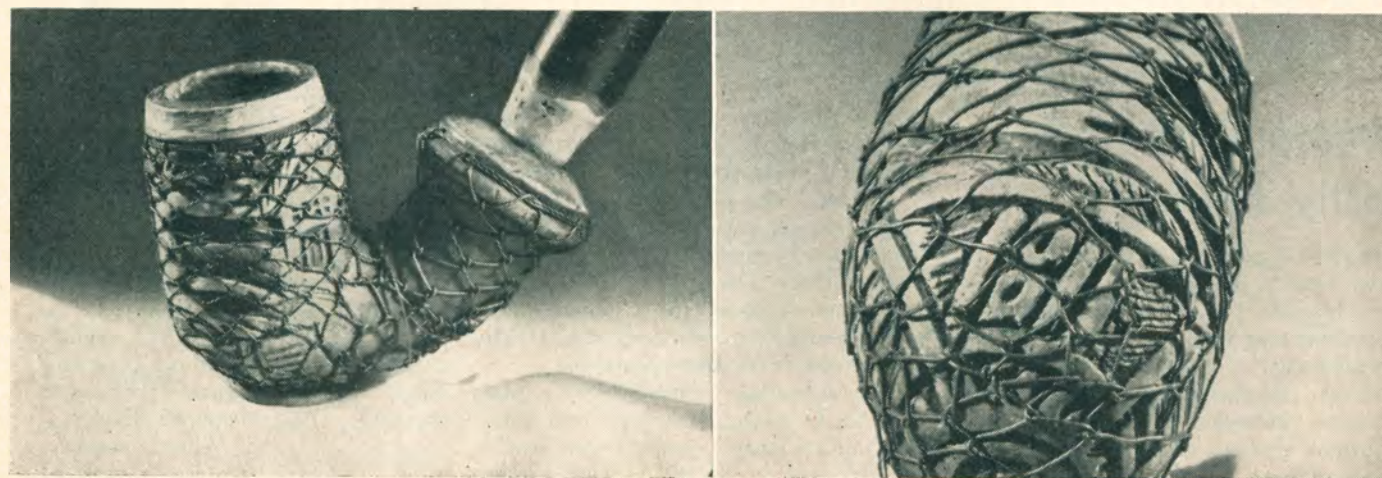


Pipes of every kind and description adorn the walls of Mr. Leonard's den. Just below the mantel are several "visitors" pipes which are described in the article.

Collector's Paradise

Here May be Found Pipes of Every Kind, Shape, and Pattern in what Is Truly a Collector's Paradise.

Below is shown one of the most interesting pipes in Mr. Leonard's entire collection. It originally belonged to an Austrian woodcutter who, having had bad luck in breaking the pipe, bound it together with wire, and the date leaves no question as to



The COLLECTORS' PAGE

NELSON LEONARD'S den really a collector's paradise, there on the walls may be found almost every kind and type of pipe which the expert or connoisseur could ever hope to see.

But Leonard's pipes aren't all on the walls, for besides their interest as objects of art, he is also very fond of a good pipe and a pleasant smoke, and any number of fine briars stand in a rack on his desk ready for instant use.

His interest in pipes goes back many years, and he confesses that his wife is as actively interested in his rapidly growing collection as he is. Many of the more unusual pieces were acquired through her perseverance in tracking down some valuable specimen as the result of a tip from a friend or a casual item in the daily paper.

Many of the pipes were found in second hand shops, old trunks in abandoned attic, or traded with other collectors. Some were picked up on vacation trips, while others were sent to Leonard by a friend who knew his interest in odd and unusual pipes.

Almost every type of pipe can be found, from a four way water pipe to the hookah variety which can accommodate four smokers at one time, to a

metal folding pipe which slips easily into the vest pocket. There are metal pipes from the Orient, briar pipes from western Europe, long clay pipes from Czechoslovakia, Eskimo pipes from Alaska, and native pipes from the equator.

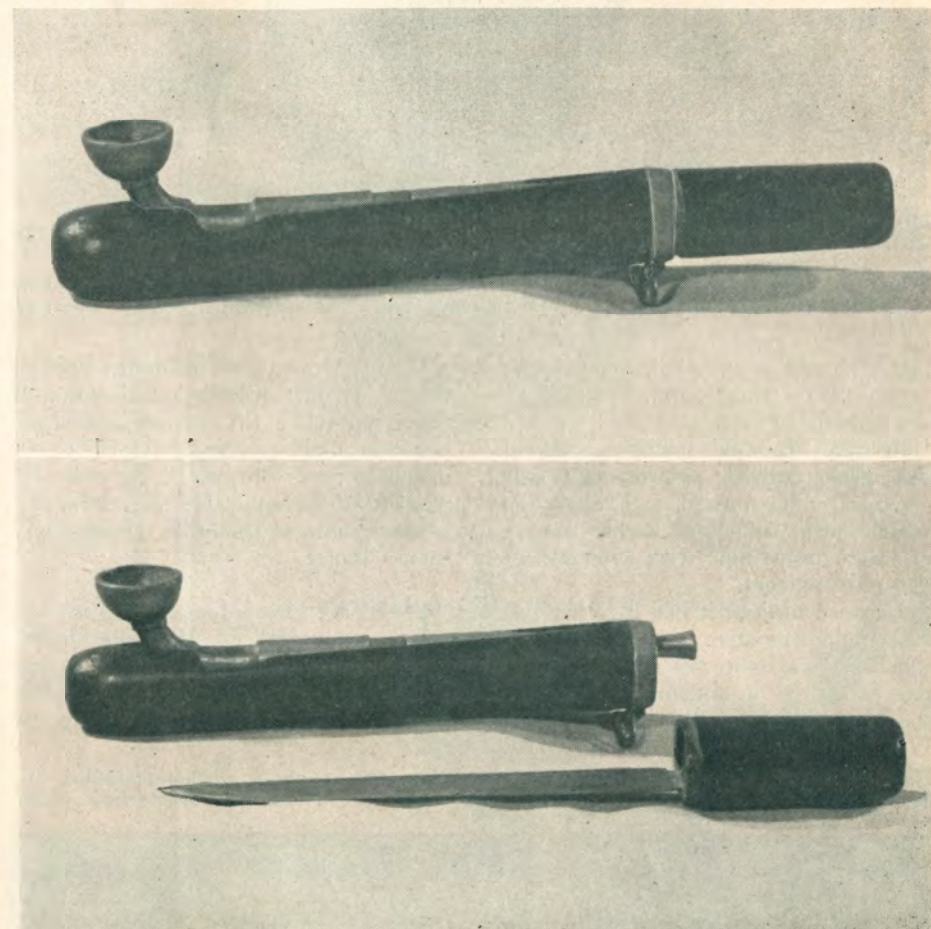
Leonard collects pipes mostly for their unusual interest rather than their monetary value. "If it interests me, I want it, but if it is just an ordinary pipe worth a thousand dollars or more, I'm seldom interested," he says. And a glance at his collection is sufficient to prove this is true, for back of almost every pipe is a story fully as interesting as the pipe itself.

In one of the pictures on these pages may be seen Leonard standing beside his fireplace admiring some of his many pipes. Just below the mantel are his "visitors" pipes which is a most interesting idea. When a friend comes to call, Leonard presents him with one of these small clay pipes. The friend is then asked to autograph the pipe with his signature together with a word or two of comment, the date, or other memo of the occasion if he desires. Then, the guest must smoke at least one pipeful of tobacco in his new gift.

But does the friend take the pipe home with him when he leaves? Ah, no, for unlike most gifts, this one remains in the home of the donor. Yes, each pipe is given its own place just below the mantel and there it remains. It still continues to be the property of the friend, and is ready and waiting for him when next he calls at Leonard's home. In the meantime it remains untouched by anyone.

Leonard explains that the original signature is made in pencil and later retraced with India ink. This makes a permanent job of the inscription and it will last indefinitely.

Leonard has difficulty in selecting the favorite of his collection. "They are all interesting, some in one way, some in another," he says. "Now take for example this odd looking pipe



This most unusual pipe contains a concealed weapon. Above, it looks like many a Chinese metal pipe. Below is the knife which is made ready for action instantly.

that seems to be engaged in a piece of fish net. It is interesting in more ways than one.

"A friend of mine was touring the Austrian Alps a number of years ago and came across a native woodcutter resting a moment on a stump of a log and smoking this pipe. Upon closer inspection he noticed this wire netting around the bowl. Curiosity got the better of him and he asked the woodcutter what was the meaning of the netting.

"The woodcutter explained that the pipe had broken into several pieces, and since it was a good pipe he didn't want

to discard it, so he got some wire and constructed the netting arrangement which holds it together.

"Another interesting thing about this pipe is the date which was carved into it the year it was made—1811. No one has to guess the age of this pipe.

"This friend of mine had a good briar pipe with him at the time and proceeded to trade his more up to date model for this 1811 edition in the wire jacket. The trade was made, and the woodcutter apparently thought he got the better of the bargain, since he was exchanging an old, broken down pipe for a smaller



When the owner smokes this pipe, the skull smokes too. A hole has been drilled in each nostril, which permits smoke to come from the nose in a realistic manner.

better shaped briar all in one piece."

On of his most interesting pipes is one which he ran across in an arms collection. He was looking at the various guns, knives, swords and other weapons, and noticed a Chinese pipe some seven or eight inches long, a typical Chinese pipe with a metal bowl and narrow stem.

Leonard noticed it had a rather large base under the stem, but what puzzled him most was why this slightly unusual pipe should be in an arms collection. He soon found out.

The pipe contained a hidden knife in this lower part, a knife which was well concealed while the owner smoked the innocent looking pipe, but which was instantly ready for use if needed. The mouthpiece is removable and serves also as the handle of the knife. Most clever, these Chinese.

TO SAY that a pipe smokes is nothing unusual, for if a pipe doesn't smoke, it can't really be called a pipe. But Leonard has two pipes which smoke themselves in addition to giving the

owner a pleasant smoke in the customary manner.

owner a pleasant smoke in the customary manner.

One of these is a hand carved skull, the like of which is often found in pipe shops today. Leonard took one of these and drilled two small holes, one in each nostril, through the side of the pipe in a downward slant towards the bottom of the bowl. Now, when he enjoys a pipeful of tobacco in the bowl, the skull gives forth with smoke through its nose.

Another pipe which smokes is a little clay pipe from Belgium that is made in the form of a locomotive. The tobacco is placed in the "bowl" in a horizontal position, and as the owner draws on the other end, smoke is seen to come puffing out the chimney in a most realistic manner.

Shown on the opposite page are a number of Leonard's more outstanding pipes. No. 1 is a most artistic little piece he picked up in New Orleans some time ago. It appears to be of French design and has a metal hand carved ferrule.

The pipe in No. 2 isn't half as interesting as the case, for the latter is of the "everready" variety and remains on the pipe as it is being smoked. The case serves capably its function of protecting the pipe at all times, even when the pipe is being smoked, for the case never needs to be removed. This protecting jacket was rather popular at one time, especially since it afforded the pipe protection when it was most needed—that is, while the pipe was being held and smoked. It is an English meerschaum and contains a coat of arms on the front.


Long noses become a reality in the cherrywood pipe shown as No. 3. This pipe is not necessarily an expensive pipe, but the odd expression on the face, the wierd pattern of the carving, not to mention that elongated nozzle, make it an interesting acquisition. The pipe has genuine glass eyes, and what that lizzard is doing on the long nose is anybody's guess.

The little folding pocket pipe in No. 4 is a fine briar made by one of America's leading pipe manufacturers, and Leonard likes to smoke this pipe for it is easy to take with him. The bit folds over the bowl when not in use and it consumes very little space in the pocket.

The old man, No. 5, is one of Leonard's finest pieces. Made of meerschaum, it shows expert workmanship and ultra fine sculptoring. In the eyes are little glass beads which give the old fellow a most realistic appearance.

That fly trap arrangement next to

(Continued on page 249)



Opposite page, pipes of every description are to be found in this big collection. Each is described in detail in the text.



1



2

PIPE LOVERS
THE MAGAZINE FOR MEN WHO ENJOY A PIPE

SUBSCRIPTION BLANK

Date....., 194....

PIPE LOVERS MAGAZINE
 623 Guaranty Bldg.
 Hollywood 28, Calif.

Gentlemen:

Enclosed please find.....for.....years
 subscription to begin with the.....issue.

1 Year \$2.50
 2 Years 4.50


Name

Address

City.....Zone... State.....

7-46

3



4

5



6



7



8



When the owner smokes this pipe, the skull smokes too. A hole is in each nostril, which permits smoke to come from the nose in a

better shaped briar all in one piece."


On of his most interesting pipes is one which he ran across in an arms collection. He was looking at the various guns, knives, swords and other weapons, and noticed a Chinese pipe some seven or eight inches long, a typical Chinese pipe with a metal bowl and narrow stem.

Leonard noticed it had a rather large base under the stem, but what puzzled him most was why this slightly unusual pipe should be in an arms collection. He soon found out.

The pipe contained a knife concealed while the owner innocently looked at the pipe, instantly ready for use. The mouthpiece is removable as the handle of the knife. These are the Chinese.

TO SAY that a pipe is unusual, for if it smokes, it can't really be unusual. But Leonard has two pipes themselves in addition

Here is a train that smokes two ways. It gives the owner a pleasant smoke as he draws rapidly, smoke comes out the chimney in small, char-



owner a pleasant smoke in the customary manner.

One of these is a hand carved skull, the like of which is often found in pipe shops today. Leonard took one of these and drilled two small holes, one in each nostril, through the side of the pipe in a downward slant towards the bottom of the bowl. Now, when he enjoys a pipeful of tobacco in the bowl, the skull gives forth with smoke through its nose.

Another pipe which smokes is a little clay pipe from Belgium that is made in the form of a locomotive. The tobacco is placed in the "bowl" in a horizontal position, and as the owner draws on the other end, smoke is seen to come puffing out the chimney in a most realistic manner.

The old man, No. 5, is one of Leonard's finest pieces. Made of meerschaum, it shows expert workmanship and ultra fine sculptoring. In the eyes are little glass beads which give the old fellow a most realistic appearance.

That fly trap arrangement next to

(Continued on page 249)

Opposite page, pipes of every description are to be found in this big collection. Each is described in detail in the text.



1



2



3



4



5



6



7




8

New Styles by Custombilt

Several new shapes and styles have been added to the line of Custombilt pipes, according to Eugene J. Rich, exclusive distributor for the pipes.

Two of the new patterns are a bent bulldog with a saddle bit, and a long billiard with a saddle bit.

Mr. Rich further states that additional items of interest to the pipe smoker will soon be announced.



New Marxman

Narrow Bowl Fits Pocket

The Marxman Pipe Company has just announced a new pipe shape which has been created for smokers who like to carry their pipes in their pocket.

Although the interior of the bowl is round, the outside is elongated or flattened (see inset above) with the result that the pipe is quite narrow and does not bulge the pocket of jacket, coat or trousers.

Although the pipe bowl is much narrower than the average pipe, the bowl is sufficiently large to accommodate the usual fill of tobacco, and yet the thickness of the bowl at its thinnest point is sufficient to keep the bowl from becoming overheated or burning out while it is being smoked.

The one pictured is natural finish virgin briar, is standard length, and employs a long saddle bit. Others are available.

Each pipe is given the individual hand carving customary in most of the pipes in the Marxman line, thus rendering each pipe different from any other with the result that no two are alike.

WHAT'S

Luminum-Kraft

Uses Genuine Briar Bowl

A new pipe featuring a metal shank and genuine briar bowl has just been announced by the Luminum-Kraft Products Co. of Cleveland, Ohio, and is known as the Luminum-Kraft.

The manufacturer lists the outstanding features of the pipe as: The fins around the metal bowl cover which assure coolness due to the heat dissipating aluminum, a dry smoke due to moisture being condensed in the aluminum stem, the use of any standard filter is optional, the ease of cleaning since the aluminum does not absorb moisture and tars, no wet heel, and long service, with replacement parts being instantly available should any part become damaged or impaired.


The bowl is said to be made of genuine Algerian briar and is machined to close fitting accuracy within the outside metal bowl cover. The manufacturer has also announced they are maintaining a polishing and overhaul service at a nominal charge and recommend that the pipe be given this service at least once a year.

NEW?

Hollycourt Is Coming

An announcement that Hollycourt pipes are again available is expected any day, for it is known that these pipes are once more in the early stages of production and will be available soon.

The pipe, a product of M. Linkman and Company of Chicago, was produced before the war. The manufacturer states the pipe smokes dry clear to the bottom of the bowl.



Jumbo Art-Craft

No Two Are Alike

A new, large style "jumbo" size pipe has recently been introduced by the Art-Craft Briar Pipe Company of Brooklyn, N. Y.

Each pipe is custom made of high quality imported briar, and the manufacturer states no two pipes are shaped alike.

Although quite large in size, thus giving a cool smoke, the pipes are light in weight and all are made in shapes which comfortably fit into the hand.

In addition to exquisite shape and design, many of the new pipes have been hand tooled to enhance their beauty. They are now on display in many pipe shops throughout the country, and are said to be popularly priced.

Windproof Guard On Ronson Model


The Ronson "Whirlwind" is again available after having been distributed almost exclusively to the services during the war. The guard goes up on windy

Sir Radcliffe

Made By Venetian

days, or remains down for use indoors or on calm days.

No change in design or workmanship has been reported, and the well known Ronson feature of combining the un-



capping of the wick and the trip of the spark wheel in one operation is retained.

The illustration shows two of the Ronson lighters, left, with guard in place for use in the wind, and right, the guard recessed for normal use.

Pictured above is the new Sir Radcliffe, a product of the Venetian Briar Pipe Company of Brooklyn, N. Y.

The new pipe is said to be made of aged imported briar and produced by expert pipe craftsmen. The bowl is full sized and the metal ferrule couples the saddle bit to the long shank. Individualistic carvings give the pipe added personality.

Biltmore Adds New Pipes

Officials of the Biltmore Pipe Company have announced plans to add to their present line of pipes. The new models are said to include a cheaper pipe as well as one now selling for more than any other item in the Biltmore line.

First samples of the new pipes have not been cut. The cheaper pipe will be called the Biltmore De Luxe while the higher-priced pipe will be known as the Biltmore Ultra Grain.

NOW comes a world wide fraternity of pipe smokers! Yep, stars of stage and screen, radio, top figures in the worlds of literature, the arts and sciences, business and sports—the good men and true who prefer the ultimate, the supreme, the extra special delights of pipe smoking, those who are *perfectly satisfied*—are becoming members of the latest thing in the pipe smoking world, America's newest fraternity known as "The Ancient and Independent Order of Perfectly Satisfied Pipe Smokers."

Your first question will naturally be, "What do I have to do to join?" Well, the answer to that one is easily answered: If you are a perfectly satisfied pipe smoker and proud of the fact, you are eligible to join.

How much does it cost? Nothing, absolutely nothing. And what's more, there are no dues, no fees, and no assessments, now or anytime.

Every member receives a membership card, the likeness of which is reproduced on this page. Then, when you're attending the swankiest night club, the most exclusive lodge, the ritziest banquet and you feel the urge for a smoke, just show your card and the host or hostess will say "Yea, verily!"

Grand Supreme Exalted Lord High Sachem of the A.I.O.P.S.P.S. at the present time is L. B. Linkman, a pioneer in the field of pipe smoking and pipe making. He's the fellow who first got the idea of pre-smoking his pipes before selling them (see June issue, page 200) and his contribution to the perfect satisfaction of pipe smokers everywhere makes him eligible to head the order.

ANCIENT AND INDEPENDENT ORDER

Perfectly Satisfied Pipe Smokers



GLENN KYKER

Has earned the privileges of a member in good standing
of the Ancient & Independent Order of P.S.P.S.

HEADQUARTERS
DR. GRABOW PIPE CO. INC.
CHICAGO 14, ILLINOIS

L. B. Linkman
Grand Supreme Exalted Lord High Sachem

PIPE CLUBS

Fraternity for Pipe Smokers Announced, More Ideas for Club Meetings Suggested

It's a democratic fellowship, and membership in the fraternity is not predicated on the length of one's biographical sketch in "Who's Who." If you enjoy pipe smoking, really enjoy it, that is, then you're eligible. Just drop a line to Mr. Linkman, the Grand Supreme Exalted Lord High Sachem, at his office, 1150 W. Fullerton Ave., Chicago 14, Ill., and he'll see that your request is taken

care of promptly. And if you have a friend who you would like to suggest for membership, include his name also.

SEVERAL local club organizations have commented on the suggestions for club meeting programs presented in this column in past issues and asked for additional ideas. The following should prove of benefit.

If the club is new and contains a small membership, invite the wives to meetings once in a while. This makes them feel good and gives them an interest in the club, makes the group more friendly, but perhaps most important, fellas, it puts them in a frame of mind to let you go to meetings more often without a family squabble first.

Don't confine all meetings to a hall, parlor or living room. Now that summer is here, have a day meeting some Sunday down on the river bank, at a nearby lake, camping spot or other recreation center.

It would be well not to overlook inviting local pipe and tobacco shop proprietors to join the club or at least invite them to attend club meetings now and then.

These men are usually a good source of information, and if they can be prevailed upon to give an occasional talk upon some phase of pipes or tobaccos, it should turn out to be most worth while.

Pipe Club Directory

Pipe clubs already formed or now in the process of being organized are listed below. Persons interested in joining these groups should contact the name given.

CALIFORNIA

GLENDAL—
JOHN ST. EDMUND
140 North Louise
HOLLYWOOD—
C. W. DAVISON
726 N. Gramercy Place
LONG BEACH—
ROBERT SHERBONDY,
338 Walnut Avenue
LOS ANGELES—
C. H. PRUNER
3807 South Hill Street

COLORADO

PUEBLO—
GENE LINES
832 Berkley

ILLINOIS

DE KALB
C. R. MILLER,
231 East Lincoln Highway

IOWA

DAVENPORT—
FRANCIS O. WALSH
1113 East 15th Street

KANSAS

TOPEKA
KARL L. KNOLL
2835 Burlingame Road

MARYLAND

BALTIMORE—
C. BARCLAY YOUNG
3714 The Alameda
Ednor Gardens

MINNESOTA

ST. PAUL—
CONRAD L. ERTZ
Fifth and Robert Sts.

NEW YORK

BROOKLYN—
JOSEPH F. CONIGLIO
86 Avenue "S"
S. B. ZUKERMAN
1530-52nd Street
NEW YORK—
W. P. COLTON, JR.
1435 Lexington Ave.

OHIO

GREENVILLE—
E. R. HUFNAGLE
P. O. Box 35

TEXAS

COMMERCE—
RALPH MC DONALD
1108 Main Street

WEST VIRGINIA

FAYETTEVILLE—
MR. BEN D. KELLER

Dealers usually know of new items in the pipe field and it would be interesting to have them tell the club of products recently placed on the market. This is good advertising for their store as well as a valuable source on up-to-date information on what's new in the pipe world for club members.

Another idea is to alternate subjects to be discussed, with a pipe subject one meeting and a tobacco subject the next.

Tobacco blending is a topic that will never grow old, and it might be of interest to the group some night to each bring a "straight" tobacco and make up some blends at the meeting.

Another program might be designated as "old timers" night, and the club invite all pipe smokers in town past 70 to the meeting. They could then be asked to relate some pipe tale or experience which might be of interest to the group.

These are but a few of the unlimited ideas which can be worked out by pipe clubs in meeting programs. In future months we will suggest additional ideas, and in the mean time PIPE LOVERS invites questions from any reader who would like assistance in any phase of club organization, operation and promotion.

HOME MADE PIPES

[Starts on page 23+]

in the center. In the pipe pictured, the outside diameter at the top of the bowl measures $1\frac{1}{4}$ inches. Since it was desired to retain the thickness of the pipe bowl at $\frac{1}{4}$ " at the top, the size of the bit used was $\frac{3}{4}$ ". This is average size for most pipes, and can be recommended as satisfactory.

The depth of the bit must be measured so that it will not go too deep in the bowl. An eighth to a quarter of an inch below the center line of the shank is plenty. After this boring operation (Fig. 8) the rim of the bowl is shaped (Fig. 9). This can be an inward slant, an outward slant, a slight rounding, or any other shaping the worker prefers.

The bowl is then sanded, both inside and out, and at the end of the lathe turning operations, the pipe will appear as in Fig. 10. The portion designated as "D" may now be sawed off, since it has served its purpose of providing a foothold for the face plate screw.

The balance of the operations, which consist of final shaping of the bowl, shaping of the bit, polishing and finishing will be discussed and illustrated in the final chapter of this series which will appear next month.

Where There's Smoke—There's **DANCO**

**WHERE THERE'S DANCO
THERE'S SURE-FIRE SELLING!**

HOLLOW-BOWL
M.C. U.S. PAT. OFF.

Cool, sweet-smoking . . . exclusive double-bowl traps bitter juices . . . looks and colors like Meerschaum!

.....\$1.50



Also featuring
a wide variety of
BRIAR PIPES
including:

ALBATROSS.....\$1.50
ZENITH..... 1.50
MIDWAY..... 1.50
BRYANT..... 2.50
BOSSART..... 3.50
CALABASH, and other
BRIAR PIPES..... to \$10.00

Universally smoked—Nationally advertised in
ESQUIRE • TIME • LOOK • LIBERTY • PIC • TRUE
NEWSWEEK • OUTDOOR LIFE • SPORTS AFIELD
Write for free, illustrated 64-page Catalog.

DANCO CORPORATION

99 HUDSON STREET NEW YORK 13, N. Y.

Complete Your File of Pipe Lovers

A LIMITED SUPPLY OF BACK ISSUES IS STILL AVAILABLE

- January: Meerschaum Pipes, Tobacco Blends, History of Larus & Brother Co., Building a Book End Pipe Rack.
February: How Pipes are Made, Burley Tobacco, Selecting a Pipe, History of the Kirsten Pipe Co., Tobacco and Religion, Pipes from Many Lands.
March: Filter Pipes, Virginia Tobacco, History of the Pamplin Pipe Company, Tobacco in the Rough, Sasieni Passes, Eventually Now.
April: How We Smoke 'Em in Arkansas, by Bob Burns; Why Pipes Burn Out, Latakia Tobacco, History of the House of Comoy, Of Pipes and Men.
May: Water Pipes, Perique Tobacco, Miniature Pipes, History of the Middleton Company, Grandpa was Advised.
June: Pipe Making at Home, Irish Tobacco, Moisture and the Pipe, History of Dr. Grabow Pipe Company.

While They Last—25c Postpaid.

Complete your file NOW while copies are available.

If your dealer can't supply you, write direct to
PIPE LOVERS MAGAZINE, 623 Guaranty Bldg., Hollywood 28, Calif.

SPEAKING OF MATCHES

[Starts on page 236]

noted that he had sold to Mr. Hixon "100 Sulphurata Hyperoxygeneta Frict," the first written record of a match which was lighted by friction. These first matches were three inches long and tipped with antimony sulphide, gum and starch.

When they were drawn through a pleat of sandpaper (which was the striking method) they ignited with a series of small explosions and showers of sparks. They smelled so badly that when Samuel Jones began manufacturing Lucifer matches in 1829 he printed this warning on the boxes: "If possible, avoid inhaling the gas that escapes from the combustion of the black composition. Persons whose lungs are delicate should by no means use Lucifers."

IN 1830 the phosphorus discovered by Brandt was finally adapted to matches. Dr. Charles Sauria of France substituted this glowing element for the antimony sulphide of the Walker and Jones matches. It resulted in much human suffering. Sauria did not suspect it, but he had created a chemical Frankenstein which was to kill and maim hundreds of match workers and users in the next 80 years. Unpatented by their inventor, Sauria's matches were quickly pirated by unscrupulous manufacturers.

Phosphorus matches came to America in 1836 when Alonzo Dwight Phillips, a Springfield, Mass., powder maker, took out a patent for matches with heads of phosphorus, sulphur, chalk and glue. Phillips made his matches by hand, peddled them himself from door to door, "made money," his biographer reports, "spent it and died poor."

Ezekial Byam of South Chelmsford, Mass., had been making and selling sulphur and chlorate Lucifers for two years when he learned of Phillips' phosphorus matches. He recognized the efficiency of the new type and paid Phillips a royalty to make them.

Mr. Byam had a flair for advertising and from the very first printed a jingle on his boxes which, had he lived in the present, would probably have become a singing commercial on the radio:

"For quickness and sureness the public will find,

These matches will leave all others behind;

Without further remarks we invite you to try 'em,

Remember, all good that are signed by E. Byam."

Byam, Phillips and other match pioneers here and abroad made businesslike matches to supply a world grown vexed

with the vagaries of the tinder box, but the early days of the industry were punctuated with the explosions of many odd devices for making fire easily.

On the practical side there was the Drunkard's Match, created by the Diamond Match Company in 1882, which was used by bon vivants for 20 years. The splint of this match was so treated that it would not burn beyond midpoint, thus avoiding burned fingers for those who indulged too heavily. Hence its name.

AS LATE as 1932 there were the "everlasting" or "repeatedly ignitable" match which was the invention of the Austrians, Foldi and Koenig. Resembling a styptic pencil, it was actually an elongated match head wrapped in cellophane and so loaded with fire retardents such as clay and earth, that it would burn less rapidly than ordinary match composition. It was not really either everlasting or repeatedly ignitable since it was good for only about 40 lights with the most careful nursing.

All of the matches discussed so far have been of the strike anywhere type requiring no special surface for ignition. The safety match, which cannot be struck anywhere except on a special area on the box cover, resulted from the discovery by Anton von Schotte in 1845 of red or amorphous phosphorus. Ten years later J. E. Lundstrom of Sweden painted the amorphous phosphorus into the striking surface on boxes, leaving the remainder of the match composition in the heads of the matches. Without the box the match was impotent and thus was born the safety match.

The paper book match did not appear until 1892 when Joshua Pusey, a Philadelphia patent attorney, snipped out the splints and folder with his office shears

and stapled them together after first dipping the tips in match composition brewed on his stove. Pusey painted a striking surface on the inside of the cover, named his invention Flexible Matches and took out a patent.


Three years later the Diamond Match Company bought Pusey's patent, fixed the number of matches at 20, and moved the striking surface to a safer spot on the outside of the cover. By selling advertising on the cover, Diamond reduced costs to retail tobacco shops greatly enough so that the paper book matches could be given away with each purchase.

Today almost 200 billion matches of this type are handed out "free" each year in the U. S. This amounts to nearly two-fifths of the total match production of the country and is one of the reasons why the per capita outlay for matches in America is only 6 mills a week, the lowest in the world.

Until 1943 there were only three general types of matches—strike-anywhere, safety and paper book. But when the United States went to war with the Axis Powers in 1941, the General Staff of the War Department realized at once that with the type of amphibious warfare to be fought in the rain-drenched areas the troops would need a match that would light under all circumstances.

Ramond Davis Cady, chief chemist for the Diamond Match Company, developed a formula for coating matches which did not interfere with lighting and yet so protected the heads that even after eight hours under water the matches would still function efficiently.

So inexpensive in itself, a little match, but how much it can mean at the right time. When you need a smoke so very much, it's really quite the custom to side up to a stranger and ask, "Say, Buddie, got a match?"



CAVENDISH TOBACCO

[Starts on page 232]

Cavendish or Black Cavendish to the white burley.

Such a mixture gives a mild smoke with very little aroma. By increasing the Cavendish to from 50 to 100%, it then serves as a base with the burley. Additional flavor is then acquired through the addition of Perique, Latakia, and the other tasty varieties.

So Cavendish, then, can be used both as a base and as a flavoring agent, depending upon the job it is called upon to perform. The English are quite partial to Cavendish, and it is used extensively in English blends.

Cavendish is one of the most interesting tobaccos for experimental purposes since its many curing processes give differing tastes and flavors, and because it can be smoked straight as well as used sparingly for adding flavor. So for those who would like to know more about Cavendish, here are a few formulas in which it is used:

The first is a mild mixture in which Cavendish serves jointly with burley as the base:

Wine Cured Cavendish	2 oz.
Kentucky Burley	2 oz.
Latakia	¼ oz.
Virginia Plug	¼ oz.

The following is milder and has less sweet taste, employing Cavendish for flavors:

White Burley Plug Cut	2 oz.
Cavendish dark plug cut	¼ oz.
Latakia	up to ¼ oz.

For a mild, sweet, aromatic smoke, try this one:

White Burley	2 oz.
Honey Cavendish	2 oz.
Latakia	¼ oz.
Perique	¼ oz.

For a stronger smoke, along Irish lines, try this one:

Kentucky Burley	1 oz.
Cavendish	½ oz.
Irish Aromatic	½ oz.
Virginia Bright	¼ oz.
Perique	¼ oz.
Latakia	¼ oz.

It should be remembered that all of the above formulas can be changed by varying the kinds of Cavendish called for, such as substituting Cavendish dark plug cut for Honey Cavendish, Black Cavendish for just plain Cavendish, and so on. The great variety of sweetening agents used give to Cavendish tobaccos such varying tastes that experimentation with them in pipe blends is a never ending source of interest for the true pipe enthusiast.

COLLECTORS PARADISE

[Starts on page 240]

him (No. 6) is a pipe of Turkish origin. The long stem is made of bamboo and the wire network top is fastened to the end of a chain which in turn is attached to the shank. The guard is supposed to keep the ashes in the bowl and otherwise protect the bowl of tobacco while it is being smoked.


OF ALL the odd looking arrangements, that one shown as No. 7 should take some sort of a prize. Here is a pipe that carries its own utility kit right along with it. The pipe itself is a Philippine creation, having come from those East Asian Islands. Attached to the chain are three boar's teeth from animals native to the Islands, and the larger piece is genuine human bone! They are used for cleaning the pipe as well as for decoration and ornament.

The pipe bowl in the palm of the hand (No. 8) is unique and different, and, believe it or not, is made of pure ivory.

Space prohibits more pictures of Leonard's many pipes—pipes which are just as interesting as those included here this month. He has, for instance, one shaped in the form of a dog which came from Buenos Aires in South America. It doesn't look like a pipe because the dog's head is hinged and covers up the bowl. What appears to be the dog's collar is really the rim of the bowl, and the dog's head is flopped up when the bowl is filled and lighted. The head is then placed back in position as the pipe is smoked. There is a hole through the dog's nose which permits the proper draft required in smoking.

Then he has a Japanese pipe made of copper which looks exactly like a fish, even to the fins. At first glance no one would think it a pipe, but the tail holds the tobacco and the fish's mouth is placed in the smoker's mouth when the pipe is used.

Leonard is continually on the lookout for odd and unusual pipes to add to his growing collection. Already space on the four walls of his unusually large den is at a premium for his latest acquisitions, and before long he may have to start suspending them from the ceiling. But as was stated earlier in this article, the nicest thing about his pipe collection is that his wife is fully as interested in its growth as he is. And when a wife is interested in pipes with you, fellows, you know what that means—no more trips to the dog house every time you come home with a new model.



WHAT you are you do not see. What you do see is your shadow.

Broadway is the place where people spend money they haven't got to buy things they don't want in order to impress people they don't like.

Said the returned veteran to his 8 year old son: "Did you think of me often while I was away?"

"Oh yes, daddy. Every night I prayed for God to send us a little baby brother as a surprise for you when you came home."

Perfection is achieved by eliminating little errors.

Nothing makes a woman look better than a couple of drinks inside a man.

Australians now consume 25,000,000 pounds of tobacco a year.

"Why do you speak to girls you don't know?"

"Because, the ones I do know won't speak to me."

At the Kiwanis Club in Minneapolis, recently, 250 pairs of nylons were given away to members at a regular luncheon meeting. "We have written your wives of this presentation," announced the chairman.

"In that case," came a voice from the back of the room, "change my size from 9½ to 10½."

A compliment is often just a lie in full dress.

All jokes are old, but there are always new audiences and poor memories.

Advice is something we think we don't need until after we find out we did.

A yellow pigment known as rutin has recently been discovered in ground leaves of flue-cured tobacco. It is used in saving lives of victims of high blood pressure.

A fool and his honey are soon married.

Some folks run their lives cafeteria style—self service only.

It is said the idea for slow motion pictures was discovered by a man in a restaurant watching two Scotsmen reaching for the check.

**Yes, I Repair All
makes of pipes.
Bits Replaced**

All Work Guaranteed

Mail orders given prompt attention

A. GUTHERZ

**6 W. Jergins Arcade
Long Beach, California**

FREE TO PIPE SMOKERS

For a new pipe smoking thrill and experience, tell us your present brand of tobacco and get FREE package mild, Tasty, Nature-Flavored GREEN RIVER. Write now and know the pleasure and satisfaction of factory fresh aged-in-the-wood tobacco, without cost or obligation. Write Moberly, Box 995, Owensboro, Ky.

FREE! PIPE MAGAZINE

Just write for your FREE Annual subscription to **SMOKE SIGNALS**, a periodic Handbook for Every Smoker. No Obligation! Hundreds of Pictures of Pipes, Tobaccos and Gadgets. Helpful articles on Smoking Enjoyment. Exclusive with



GEORGE YALE Dept. P 1083 SIXTH AVE., N. Y. C. 18

**Use Classified Ads
For Quick Results**

CLASSIFIED ADVERTISING

Ten cents per word—minimum \$2.
Cash must accompany order

PIPE REPAIRING

PIPES repaired. All makes, by expert makers. Hard rubber bits \$1.00. Send e. Returned postpaid and insured if prepaid. 5 day service. STEG PIPE CRAFTS-N, 200 West Water Street, Syracuse, N. Y.

PIPES and lighters repaired. Prompt attention to mail orders. JACK'S PIPE SHOP, 13 W. McKinley Street, Phoenix, Arizona.

WATER PIPES

WATER PIPES modern streamlined hook-color glazed porcelain, Nylon tube, bone \$3.50 up. Dealers write. R. F. WALKER G., 3367 Hill Street, Huntington Park, California.

WANTED

FOREIGN or American Indian pipes in best class condition. Send photograph or drawing and state price. Box 53, Pipe Lovers Magazine, 623 Guaranty Bldg., Hollywood, Calif.

I PAY \$1 for pictures of pipes to add to collection. Any and all kinds and types pictures considered. If you have a picture of an odd and interesting pipe, that's what I want. BOX 54, Pipe Lovers Magazine, 623 Guaranty Building, Hollywood 28, California.

REAL PIPE SMOKER

[Starts on page 231]

as they come. Smokes all the time, 'cept when he's operatin', I guess."

"Well, all I can say is you seem quite contradictory. A few moments ago you said a real pipe smoker never smoked an aromatic blend, yet the Doc, so you say, has smoked that one blend continually for many years, and anyone knows Webley's 27 is highly aromatic.

"Also, I noticed he was smoking a Hamilton Sure Fire, which is one of the pipes you said no real pipe smoker would ever smoke."

"Well," he replied, "there's always exceptions to everything, and the Doc, there, would have to be classed as an exception."

"Then you wouldn't consider him a real pipe smoker—a man who smokes continually, smokes one brand and has for years—you wouldn't call him a real pipe smoker, eh?" I pressed.

"Well, son, now let's not get into an argument over this thing. What I meant was that—"

"Yes, what you meant," I interrupted again, "was that there are a few fellows like yourself who think a fellow should only smoke a certain kind of pipe and one particular type of tobacco, and when they don't conform to your ideas, then you don't count them. Listen, now I agree that a fellow who smokes a pipe continually and has smoked a pipe for several years is a real pipe smoker, but from there on you and I sure have different ideas.

"Now I'm a lot younger than you are, and the Doc, too, for that matter. And I've only been smoking a pipe about six years, but I'd like to see the man who gets more enjoyment out of a pipe than I do. My father-in-law smokes a pipe, too, all the time, and believe me he's a real pipe smoker if there ever was one.

"Now, according to your definition none of us can be classed as real pipe smokers because we don't smoke only certain pipes about which some of you old timers have peculiar notions, because we don't smoke the type of tobacco you prefer, and because of some other reasons which I just simply don't understand."

"Well, now son, I think you have the idea that—"

"The only idea I have is that if we of the younger generation don't smoke just the type of pipe and kind of tobacco that you were brought up and raised on, then you call us young, no account puffers or something worse.

"There are lots of real pipe smokers today—lots of them—and they smoke all kinds of pipes and they like many different kinds of tobaccos.

"A real pipe smoker is one who enjoys a pipe and a tobacco, regardless of how the pipe is made or where the tobacco is grown, cured, mixed and blended. I know a man who smokes only clay pipes—nothing else. He's past 80, too. I don't know how he stands the stuff he smokes in it either, but he smokes continually.

"My father-in-law smokes a metal pipe, you know, with the briar bowl and the metal shank—has since before the war. Now I suppose you'd say he isn't a real pipe smoker."

"Son, listen." I was temporarily out of breath so I gave him a chance to get in a word. "I wouldn't know about these new fangled pipes, because when I was a young man learning to smoke pipes, they never had 'em. They may be O. K., but they can't compare to a pipe like this one here. This one is a real pipe. Any real pipe smoker would go for a pipe like this."

"I wouldn't, and I know lots of other fellows who wouldn't, either."

"Probably too young to know a good pipe," he growled.

"The whole thing is," I answered, "that when you were young you didn't have the variety of pipes we have today, nor the tobaccos. You smoke today the kind of a pipe and the blend of tobacco you smoked while you were young, and now you either can't change, or don't want to change, and hide behind the excuse that you are 'a real pipe smoker' and that 'a real pipe smoker' smokes just certain kinds of pipes and tobaccos.

"Well, the many different blends available today, and the variety of pipes which are being bought, smoked and enjoyed by men who have been smoking for years sort of disproves your theory. The smokers of your school grew up without the modern blend and the modern pipe of today. If the type of pipe you prefer were the best, no others would be sold. The very fact that the Zilch Special and the Denton DeLuxe are fast sellers proves that men must like them, otherwise they wouldn't be in such heavy demand. If you could prove or point out to me why modern pipes are inferior to yours, then I might be able to understand some of your reasoning, but since you have never smoked one, you naturally wouldn't be in a position to know."

The old fellow puffed a moment on his well worn pipe, took a glance at it, walked over to the counter and, looking into the show case, said, "I'll take one of those Zilch Specials, please."

PIPE LOVERS

Numerous Departments Full of Interest to EVERY Smoker
are regular monthly features in

Pipe Lovers Magazine

★ **"What's New"** keeps you posted on late developments in the pipe and tobacco field, tells you of new pipes that are for sale, new blends being introduced, and what's going on generally in the pipe and tobacco industry.

★ The **"Collector's Page"** is reserved for the collector, and brings him each month articles, pictures, and discussions about odd and interesting pipes, old and famous pipes. Here the pipe enthusiast learns more about ancient smoking customs.

★ **"Pipecraft"** is a page where the nation's pipe smokers pass along hints and ideas which help make pipe smoking more enjoyable. Fixing a broken stem, mixing a new blend, and similar suggestions are found on the "Pipecraft" page.

★ **"Questions and Answers"** is a free service to any reader, subscriber or not. Ken Brown, recognized pipe and tobacco authority, draws upon his years of experience to help and assist you in answering perplexing questions.

★ **"Pipe Clubs"** is a page devoted to groups of pipe smokers who like to get together occasionally for an evening of fun where they can swap yarns, discuss pipes and tobaccos, and trade experiences they have discovered in pipedom.

★ **"My Pipe and I"** is a personal column conducted by Frank Young who looks back on many years of pipe smoking.
★ **"Between Puffs"** is thrown in for a laugh or two, containing jokes, witty sayings, odd and strange experiences.



★ **"Pipelines"** is a column composed of letters to the editor in which pipe smokers everywhere state their opinions, chew the fat, and discuss new and old theories about anything and everything in general. You may or may not always agree.

★ **"Blowing Smoke Rings with the Editor"** is a column wherein the editor discusses various topics of interest to the reader. You won't always agree with what he says, but at least you'll find the column warm, friendly, and interesting.

PIPE LOVERS, published monthly, is on sale at all leading pipe and tobacco shops and on news stands for 25c

Rush Your Subscription TODAY

One Year, \$2.50 — Two Years, \$4.50

PIPE LOVERS

THE MAGAZINE FOR MEN

WHO ENJOY A PIPE



623 Guaranty Bldg.

Hollywood 28, Calif.



Relax with a »MARXMAN»

The Pipe of Rare Distinction

Men of discernment look for the MARXMAN name on the pipes they buy. This name spells mellowness, sweetness, fine and rare smoking qualities. It spells pipes designed by skilled craftsmen from selected, aged briar roots into distinctive shapes. Mass production methods are avoided and each pipe is individually cut, rubbed, and polished.

① The MEL-O-BRIAR . . . great favorite with thousands of pipe-wise men. Hand-made and sculptured by old-time craftsmen. Fashioned of thoroughly aged, carefully selected briar. Varied shapes in rich, umber tones. **\$3.50**

② The SUPER-BRIAR . . . a pipe of matchless beauty. Each piece of briar is selected for its perfection of grain pattern . . . the grain heightened to enamel-like smoothness and brilliance by careful rubbing and polishing. Available in your favorite shape. **\$5.00**

③ The BENCH-MADE . . . imported, seasoned briar carefully and skillfully carved by hand into a pipe of rare distinction. Typical of fine pipe craftsmanship by MARXMAN, this style offers men a grand adventure in sweet, cool smoking!

\$5.00 **\$7.50** **\$10.00**
Regular Large Massive

LOOK FOR »MARXMAN» ON THE
NEXT PIPE YOU BUY



PIPES
SHOWN
ACTUAL
SIZE

»MARXMAN»

MARXMAN PIPES, 27 W. 24TH STREET
NEW YORK 10, N. Y.

AT FINE STORES
EVERYWHERE