

May, 1947 - 25 cents

# PIPE LOVERS

THE MAGAZINE FOR MEN



WHO ENJOY A PIPE

*This Issue*

**Corncob City**

**Artificial Caking Methods**

2 PIPES IN 1

**Thoro-Kleen**

AIR COOLED ALUMINUM PIPE  
WITH INNER AND OUTER BOWLS  
OF GENUINE IMPORTED BRIAR



NO EXTRA COST  
**\$2.50**  
COMPLETE  
NATIONALLY FAIR TRADED

2 INTERCHANGEABLE SCREW-ON BOWLS  
FEATHERLIGHT • ALL PARTS REPLACEABLE  
INSIDE FILTERS • SPIC AND SPAN CLEAN  
VULCANITE RUBBER BIT BEVELLED FOR COMFORT

Ask Your Dealer for the Genuine Thoro-Kleen

**GREENWICH HOUSE CORP.**

Dept. L, 939 8th Ave., New York 19  
Territories Open. Jobber Inquiry Invited.

**HEINE'S  
BLEND**

THE TEST OF TIME



**Fragrant PIPE TOBACCO**

SUTLIFF TOBACCO CO., 45 Fremont, S. F., Calif.  
HEINE'S TOBACCO CO., Massillon, Ohio

**SPECIAL SALE!**

—SLIGHT SECONDS OF  
WELL KNOWN \$5.00 PIPES

We jumped at the chance to pass a big saving on to you. It is almost impossible to find any flaws in these near-perfect, genuine imported briar pipes.

**NOW**  
Only  
**\$2.00**  
Prepaid

Satisfaction guaranteed. Rush orders to  
THE CARVAPIPE CO., 2829 Dixie, Hamilton, O.  
Free Literature on Pipe Kits and Supplies

Complete your file of  
**PIPE LOVERS**  
for 1946 NOW.

Most back issues are still available  
**PIPE LOVERS MAGAZINE**

532 Pine Ave. Long Beach 2, Calif.



# Questions and ANSWERS

By **KEN BROWN**

If you have any question concerning pipes, tobaccos, or related subjects, Mr. Brown will be glad to answer them for you. Write to him in care of this magazine. Be sure to enclose a self addressed stamped envelop for your reply.

**Q.** What is a glass bowl filter, what is its purpose, how does it work, and is it any good?—S. R., Raleigh, N. C.

**A.** The glass bowl filter is a small, basket-like arrangement usually with a metal top which fits into the bowl of the pipe. It is made of spun glass or fiber glass and looks much like a knitted piece of cloth.

It is not a filter as much as it is an absorbent. It collects harsh juices and tobacco tars and moisture, rather than letting them drop down into the stem and shank.

After three or four pipefuls the material will stick to the wall of the pipe and become imbedded there. It serves its purpose very well, is odorless and tasteless, and can be removed or replaced at will.

**Q.** I should like to know if any one has ever made a collection of the old wooden Indians that used to stand out in front of tobacco shops? Do you know if any of these are for sale?—H. Y., Baton Rouge, La.

**A.** Most of these have found their way into museums, private collections, and similar places. Dr. A. W. Pendergast of Terre Haute, Indiana, has more than 250 of them which he has collected during the past several years. In Seattle there is a Society for the Preservation of the Wooden Indian.

**Q.** When an uneven cake is evident in a pipe and it is reamed out in order to start again as though with a new pipe, should the same procedure be used, that is, should water, honey, or some similar preparation be used as when the pipe was first bought?—W. W. P., Erie, Penna.

**A.** I usually recommend that once a pipe has been smoked, it should never have water, honey, or any other preparation put in it, (except a cleaning solution at times). Water is especially harmful after the pipe has been smoked. It may

cause the pipe to turn sour. Honey is not so disastrous, and some smokers use it in such instances.

But after a pipe has been smoked, the newness will wear away, and even though you ream out the old cake and start in anew, I do not suggest any preparation be used. The only precaution is that you smoke slowly clear to the bottom of the bowl until the cake is properly started.

**Q.** Can you tell me who operates factory No. 17, District of Kentucky?—G. T., Tampa, Fla.

**A.** This factory is operated by the Green River Tobacco Company of Owensboro, Kentucky.

**Q.** What can be done to tobacco that has become moldy? Is there any remedy that can be given to restore it to a useable condition again?—J. R. C.

**A.** I do not know of any way in which tobacco that has become moldy can be corrected. Many suggestions have been tried, and some of them dispose of the mold taste, such as heating in an oven, but the taste and aroma of the tobacco is never the same.

Mold in smoking tobacco can be prevented to a large extent by turning the tobacco in the humidor occasionally.

**Q.** Are pipe "seconds" as good as pipe "firsts" and what is the difference? Why are seconds so much cheaper?—J. W., Grant's Pass, Oregon.

**A.** If you were going to buy a pipe and two just alike were offered to you, you would look them over carefully and select the one which had the finer grain and fewer flaws. Naturally, any man wants his pipes as near perfect as he can get them.

But nature doesn't present the pipe manufacturer with blocks of perfect wood. Each block is different on the

inside, although they may all look uniform on the outside.

When the pipe has been turned on the lathe, flaws in the grain or texture of the wood may show up. They may be overabundant in one pipe, and non-existent in the next. Obviously no one cares to pay full price for a pipe that is full of flaws and nicks, even though the workmanship may be excellent and the shape superb.

The manufacturer knows he can't expect you to pay full price for such a defective piece of wood, so he calls it a "second" (meaning second choice) and sacrifices it to you at half price or less.

**Q. For a number of years I smoked "Cross Roads" tobacco, but in recent years I have been unable to find it. Can you tell me who manufactures it and if it is still being sold?—F. B. R., Gays Mills, Wisconsin.**

**A.** Can any of our readers supply this information?

**Q. Can you give me any pointers that would be helpful in constructing a home made water pipe?—D. W. W., Osage, Iowa.**

**A.** The primary thing to remember is that the smoke must pass through water before reaching the mouth. Most water pipes are constructed with a cup or bowl to hold the tobacco being suspended over the receptacle holding the water. The smoke tube leads from the bowl into the water. A tube from the air surface above the water leads to the mouth.

One method of making a water pipe at home was described in the October (1946) issue.

**Q. In making a meerschaum pipe from the pressed scraps, is the pipe pressed into shape or are the scraps pressed into a block and the pipe then turned from the block?—T. F. Ogden, Utah.**

**A.** Your latter assumption is correct. Although pipes could be moulded with the meerschaum dust under pressure as you describe, the workmanship would not be of the best, and the cost would probably be about as much.

The fine meerschaum pieces are pulverized into a powder and then compressed into blocks under great pressure. The pipe is then made the same as when meerschaum in its natural state is used.

**Q. How can I tell when tobacco has been left in the humidior long enough?—S. J. P., Albany, N. Y.**

**A.** I do not know of any way except to actually test it by smoking it in the pipe. If any readers know of a more scientific answer to Mr. Paulson's question, I would like to hear of it.

# How Many Pipe Smokers?

**H**OW MANY MEN in this country are pipe smokers? You have probably occasionally wondered how many there are, and it is doubtful if any kind of an accurate figure has ever been reached. An estimate is about all that can be made, and such estimates have varied considerably, primarily because the basis on which the guess is made differs in each instance.

But in Philadelphia recently, the *Evening Bulletin*, local newspaper, made a very extensive survey of the residents of that city, and the results should be a sound basis for determining about how many pipe smokers there are in a given community or locality.

The use of their figures as a basis for finding similar per cents in other parts of the country must carry with it the assumption that Philadelphia is an average city, and as far as pipe smokers go, it probably is.

The analysis was made by interviewing slightly over 5,000 families within the metropolitan area. This number, it would seem, is large enough to result in figures capable of being looked upon with some confidence as to their accuracy in projecting the percentages over the national scene.

The questions which the newspaper's interviewers asked the man of the house were: "Do you smoke a pipe regularly? What is your favorite make? What brand of pipe tobacco do you use? In what size container do you buy your pipe tobacco? Pocket size? One half-pound? One pound?"

The survey revealed that 18.6 per cent of the city's men were pipe smokers. The *Bulletin* pointed out that this would amount to 94,250 of the total of 560,980 families in Philadelphia.

**I**N AN ATTEMPT to make the survey as complete as possible, the survey was broken down into rental groups. In this part of the analysis, a definite expansion in pipe smoking was noted among upper income families. With groups paying less than \$30 rent, it was found that 17.5 per cent were pipe smokers. In the \$30 to \$40 bracket, 18.5 per cent were pipe smokers. With renters paying from \$40 to \$50 per month, 19.6

per cent smokes pipes, and of those who pay over \$50 a month for a place to live, 19.5 per cent are pipe smokers.

One of the most interesting parts of the survey revealed the fact that twelve leading makes of pipes were used by more than 1 per cent of the families among whom men were pipe smokers, while 37 other brands were used by a total of fewer than 1 per cent of the men questioned.

Well known, expensive pipes were near the top of the list of favorites, although many of the less expensive brands are popular with those interviewed.

In regard to the kind of packages in which they purchase their tobacco, pipe smokers revealed their preference for the handy packet size. Forty-four per cent said they brought their tobacco in this manner while almost as many, or 43.8 per cent stated they purchased the one pound cans. Men who prefer to buy the half pound size accounted for 13.7 per cent. Of this number, the excess in percentage is made up of men who buy their tobacco in two and even all three of these sizes.

**E**IGHTEEN smoking tobacco brands were in use among 1 per cent or more of the pipe smokers questioned, while thirty-seven other brands received less than 1 per cent of the answers.

Popular, well advertised brands lead, with the so-called "luxury", or higher priced mixtures appearing occasionally throughout the list.

Assuming that Philadelphia is taken as a representative cross section of the men in America, the value of 18.6 per cent being the total number of pipe smokers may well be quite accurate in the nation as a whole.

It should be considered safe to assume that the preferences found among residents of the Quaker City would also be about the same elsewhere.

Taking the findings of the *Bulletin's* survey as representative, the logical conclusion would be that 18.6 per cent of this nation's men smoke pipes, or about one man in every five. This would place the actual number of pipe smokers in this country at somewhere between 12 and 15 million.

# If You Are a REAL Pipe Smoker

—you'll find PIPE LOVERS just what you've been looking for, because it's all about pipes.

From the beginner to the veteran,—the novice to the connoisseur—anyone who is the least bit interested in pipes will find PIPE LOVERS to be the magazine he has been waiting for.

## MONTHLY ARTICLES

treat such subjects as how to blend tobaccos, where briar comes from, how to care for a good pipe, things the other fellow has found worth while in pipedom, what's new, and other interesting and timely articles, each one of great value to the man who enjoys a pipe.

25c Per Copy—  
\$2.50 Per Year



For Sale at All Leading Pipe and Tobacco Shops

Send in Your Subscription TODAY



THE MAGAZINE FOR MEN WHO ENJOY A PIPE

532 Pine Ave.  
Long Beach 2, Calif.

# PIPE LOVERS

THE MAGAZINE FOR MEN WHO ENJOY A PIPE



Dedicated to the Interests of Over 20,000,000 Pipe Smokers

Vol. II — No. 5

May, 1947

## CONTENTS

### General Articles

<b>Corncob City</b> - - - - -	<b>Gene Harrison</b>	<b>135</b>
<i>Washington, Missouri, is the center of this great industry.</i>		
<b>Artificial Caking Methods</b> - - - - -	<b>Richard L. Bridges</b>	<b>138</b>
<i>Automatic device assists in breaking in the pipe</i>		
<b>Smoke Stays Cool</b> - - - - -	<b>Arthur T. Early</b>	<b>140</b>
<i>This author answers an earlier discussion on the subject</i>		
<b>Pipe Testing</b> - - - - -	<b>James E. Fiske</b>	<b>141</b>
<i>Scientific laboratory finds valuable data on smoking pipes</i>		
<b>I Found an Old "T. D."</b> - - - - -	<b>Charles Kasling</b>	<b>142</b>
<i>Smoker reveals his excitement in discovering age old pipe</i>		
<b>Rocks and Briar</b> - - - - -	<b>Don Witmer</b>	<b>143</b>
<i>Manufacturer finds a rock deep inside the wood</i>		
<b>They Actually Happen</b> - - - - -	<b>Herb Lockwood</b>	<b>156</b>
<i>Smoker relates his experience in a pipe shop</i>		
<b>How Many Pipe Smokers</b> - - - - -		<b>130</b>
<i>Philadelphia survey suggests an answer</i>		

### Departments

<b>Blowing Smoke Rings with the Editor</b> - - - - -		<b>134</b>
<b>Collector's Page—Pipes for Pigmies</b> - - - - -	<b>Joseph H. Gray</b>	<b>144</b>
<b>My Pipe and I</b> - - - - -	<b>Frank K. Young</b>	<b>159</b>
<b>Pipecraft</b> - - - - -		<b>148</b>
<b>Pro and Con</b> - - - - -		<b>150</b>
<b>Pipelines</b> - - - - -		<b>133</b>
<b>Pipoddities</b> - - - - -	<b>George R. Flamm</b>	<b>156</b>
<b>Questions and Answers</b> - - - - -	<b>Ken Brown</b>	<b>130</b>
<b>What's New?</b> - - - - -		<b>154</b>

**Cover**—Some of Missouri's prize corn cobs since turned into pipes adorn this month's cover, in keeping with the article about the corncob pipe industry on page 135 of this issue.

Editor and Publisher - **George W. Cushman**

Associate Editors - - **Ken Brown**  
**Richard L. Gordon**  
**Hal E. Heintzelman**  
**James Morrison**

Representatives

New York—**Brand and Brand**  
366 Madison Avenue  
Vanderbilt 6-3417

Art Editor - - - - **BOB BARNES**

Published monthly by Pipe Lovers Magazine. Editorial and business offices located at 532 Pine Avenue, Long Beach 2, California, to which all correspondence should be addressed. George W. Cushman, owner and publisher. Printed at 208 Press-Telegram Building, 604 Pine Avenue, Long Beach 2, California.

Entered as second-class matter January 21, 1946, at the Post Office at Long Beach, California, under the Act of March 3, 1879.


Entire contents copyright 1947. No material may be reprinted either in whole or in part without special permission.

Ideas and opinions expressed in signed articles do not necessarily represent those of the magazine.

Subscription rates: To addresses in U. S. A. and possessions, \$2.50 per year; Canada, \$3.50, Foreign \$4. Single copy, 25c. All subscriptions are payable in advance and should be sent to Pipe Lovers Magazine, 532 Pine Avenue, Long Beach 2, California. Report change of mailing address promptly. Allow 30 days for change to take effect.

Manuscripts and photographs submitted for editorial consideration must be accompanied by return postage. Publisher cannot assume responsibility for unsolicited manuscripts.





### New Pipes

DEAR SIR:

I for one am amazed at the number of new pipes which are continually coming out. The news page in the current (March) issue told about seven new pipes that came out this month. At that rate there are 84 new pipes a year. There must be a lot of pipe smokers in the country in order for so many pipes to be continually coming out.

ROBERT CLISNER,  
Columbus, Ohio.

¶ And we don't hear about all of them, either.—ED.

### First Pipe Smokers

DEAR SIR

I have followed PIPE LOVERS closely since it was first called to my attention nearly a year ago. I want to tell you how much I enjoyed the article entitled "The World's First Pipe Smokers," by Mr. I. Shyke.

For years I have been making a hobby of tracing the early beginnings of pipe smoking and all customs in regard to pipes and their use throughout the world. This article has given me a lot of information which I have not found elsewhere.

It is my sincere hope and request that you will present additional articles along this line for those of us who are vitally interested in this historical part of the great art.

C. R. DAKIN,  
Utica, N. Y.

¶ Others now in preparation include "The History of Pipes", "Primitive Pipes", and "The Evolution of the Pipe."—ED.

### Pipes in the Attic

DEAR SIR

It was a thrilling find made by Mr. William Boys who describes how he discovered a lot of valuable pipes in an old attic.

Since it seems he plans to sell them, I am wondering if you could give me his address, as I would like to see if I can obtain some.

RAYMOND C. PETERSON,  
Long Beach, California.

¶ To reader Peterson and others who have requested Mr. Boys' address, he may be reached at the Pipe Shop, 157 Main Street, Palmyra, N. Y.

### Varied Opinions

DEAR SIR

It has long been said that pipe smoking is an art. And art, they say, is a matter of opinion. Whenever everyone agrees on something, it is a fact, but when there are differences of opinion, it is an art.

The Pro and Con page of the April issue, would, if this were true, prove conclusively that pipe smoking is an art. There were more different opinions on the subject than any other subject yet presented on this page.

Most smokers I know never give any

# Make Your Own Pipes

*Take advantage of my special introductory offer.*

To pipe hobbyists who have never before ordered from me,

I offer

## Four Blocks

OF GENUINE IMPORTED BRIAR

### for \$2<sup>00</sup>

(My Regular Price Is 3 for \$2.00)

*But during the month of May I will send this extra block free,  
making the price POSTPAID TO YOU just 50c a block  
when four are ordered*

If you have never made a pipe at home, you have missed one of the biggest thrills in the field of pipes. Try making one with any cheap wood at hand until you can turn out a good shape. Then take one of my imported briar blocks and turn out a pipe that will smoke.

The briar that I have comes from the shores of Italy on the Mediterranean sea. It isn't the best quality, for Grade A Blocks would cost you as high as \$2, and these go to the better manufacturers to be made into \$12 and \$15 pipes.

But my blocks are good enough for

home made pipes, and they smoke just as good as the expensive pipes because they are genuine briar.

If you have never tried my wood, order four blocks now. Just send your check or money order and the wood will be shipped promptly. I offer to refund your money if the blocks are not good quality and capable of turning out a good pipe. Since I started in the business I have never been asked to refund any money due to poor quality. As I said, it isn't the best grade briar, but it is well worth the price asked, and will provide a lot of fun and pleasure in making a pipe.

*Send Check or Money Order Today*

(This special introductory offer closes May 31.)

## ROBERT JENSEN

P. O. Box 424

Gardenia (Moneta Sta.), Calif.



**R**ECENTLY A NEWS item appeared in the local papers to the effect that science is about to streamline a traditional industry of the old south by introducing pushbutton methods for tobacco curing.

Until recently, bright leaf tobacco was cured just about as it was when great-grandad was in knee pants. Now growers are replacing wood-fire furnaces with automatic equipment which not only promises to improve the product, but also will relieve farmers of back-breaking drudgery.

Since 1869, when the flue-curing process was originated, farmers have depended upon unreliable wood fires to heat their barns.

It requires five days to cure a barn of tobacco and, since proper temperatures must be maintained 24 hours a day, growers were able to snatch only a few winks of sleep during the six-weeks harvest.

Now, with automatically controlled stokers, it is possible for a grower to set his thermostat at a certain level and not have to check it again until time to change the temperature for another stage of curing.

A thermometer installed so readings can be made outside relieves him of having to enter the barn except to check moisture content and color of the leaf.

**T**O THOSE WHO have even a faint idea of the amount of work and toil which has always been necessary to properly harvest and cure a crop of tobacco, this announcement should be a welcome one. Tobacco has for years been grown and harvested much as the Indian did it centuries ago.

Little, if any, change has been injected into the procedure with the result that the life of the tobacco

worker has been one of heavy toil.

With the rising costs of labor, the price of our smokes will go up, too, so whenever some system is innovated that will consist in labor saving, it means that ultimately that saving will be passed on down the line to all of us who find enjoyment in the divine herb.

The thermostat is not a new invention, yet in all the years it has been in existence, no one has conceived the idea of coupling it to the curing barn and thereby relieve the farmer from his five days of careful vigilance.

The item in itself would hardly be considered newsworthy by most newspaper editors, for the fact that someone installs a thermostat to automatically control some heating mechanism is certainly not a very startling statement.

**B**UT WHY it strikes us as worthy of comment here is that it signifies a start by an industry to modernize its methods—an industry which for generations has been content to follow the procedures handed down for years and never ask the reason why.

Tobacco, besides being the oldest agricultural crop under continual cultivation in this country, forms the basis of one of our greatest industries in America today. When all other industries, especially those closely related to agriculture, have kept abreast of the times, one often wonders why tobacco has not been among them.

We believe the installation of thermostats in curing barns is but the initial step in a plan to modernize the business of tobacco growing and manufacturing. The many years-old processes still employed will sooner or later give way to modern practices and methods, and the preparation of tobacco will become as streamlined as the current century in which it lives.



(Continued)

thought to breaking in a new pipe. They just fill it and light it. I have used both plain water and honey to moisten the inside of the bowl and both methods are satisfactory.

But some of the fantastic methods described in the April issue make me gasp. Who ever heard of soaking a new pipe in water for a day or so? I must confess it is interesting, but I don't know if I care to risk a good new pipe in some of the ways described.

SIDNEY JOHNSON,  
Blue Earth, Minn.

### Early Smokers

DEAR SIR

Come, now, aren't you contradicting yourself? In the article in last month's issue (April) on the World's First Pipe Smokers, you say that the primitive Bushmen in Africa were the first pipe smokers, and in the cartoon "Pipoddities" you say tobacco was unknown in the old world before 1492.

To say the least, this is confusing. How about an explanation?

R. ABRAHAMS,  
Oklahoma City, Okla.

Reader Abrahams should read the first two paragraphs of the article again. Clearly stated is the fact that "evidence of tobacco has never been found in any other part of the world" (prior to 1492.)

The article also states that native herbs, and especially hemp were smoked in these primitive pipes "before the discovery of tobacco in America". Reader Abrahams erroneously assumes that only tobacco was ever smoked in a pipe.—ED.

### Pipelines

DEAR SIR:

One of the first columns I read in the magazine is the letters to the editor sent in by readers. Here I can obtain a cross section of fellow pipe smokers and know how they feel about different things.

The Pro and Con page is similar, too, although here the discussion is confined to one topic each month, and doesn't lend the diversity found when any subject is mentioned.

What interested me most was Mr. Alladio's letter in last month's issue in which he commented upon women smoking pipes. He certainly didn't like it. Another good letter was one by Mr. Doolittle and I agree with him in what he said.

I like the articles and pictures, but for a real cross section of today's pipe smoker, I find the letters to the editor the best column in the magazine.

DAVID CONLON,  
Brooklyn, N. Y.

As for women pipe smokers, read pages 152-3 of this issue.—ED.



Here are some of the plain and fancy styles of corn-cob pipes which come from the factories in "Corn-cob City." Practically every style and shape is available with all kinds of stems and shanks. Even the well known "pot" is seen near the center.

# Corn-cob City

On the Banks of the Missouri River Lies  
The Little German Town of Washington,  
Home and Birthplace of the Corn-cob Pipe

By GENE HARRISON

WASHINGTON, Missouri, is just like any other small mid-western town on the banks of the Missouri river, except that it turns out 14,500,000 pipes a year, and they're all made of corn-cobs! No wonder this little German community is known the world over as "Corn-cob City."

There's a strange, spicy odor in the air as one steps off the train 54 minutes after leaving St. Louis. Walking across the street and turning a few steps to the right of the station which squats on the bank of the river, the odor grows sweeter, and high, clear sounds of machinery break the morning stillness.

Here the visitor comes upon a long, white building with some of its doors open to the street. Inside huge slatted bins remind him of his grandfather's corncribs. That fragrance smells like them, too. Stripped of their kernels, the plumpest red and white corn cobs imaginable fill bins to the rafters.

Another long building, brick red in color, stands opposite the first. It has similar doors, healthy cobs, and cheerful clattering inside.

On the side of the large white building is a big picture of Irvin S. Cobb, the late author. This is the Hirschl-Bendheim Company. Huge letters on the brick structure inform the visitor that this is the home of the Missouri Meerschau Company.

Upon entering the offices, the visitor

finds the owners eager to relate the history of the town, of its 6,500 inhabitants, and of the early founding of the industry. How the corn-cob pipe first came into existence is a favorite story the townspeople love to tell.

THE FIRST pipe to be made from a corn-cob is credited to a farmer who, in the year 1869, walked into Henry Tibbe's carpenter shop and slowly drew out of his pocket a section of hollowed-out corn-cob in which a hole had been bored near the base.

"I wonder," he asked Tibbe, "if you would put this piece of cob on your lathe and sort of smooth off the outer side?"

Tibbe, more or less puzzled at the unusual request, took the cob and placed it on his wood lathe, then applied a chisel which in a few seconds had smoothed off the outside of the cob.

He handed it back to the farmer, still

### About the Author

Gene Harrison made a special trip from St. Louis to Washington to bring you a first hand account of "Corn-cob City" and the activities that are carried on there. The description of this little German community which appears on these pages gives the background of this unique industry, famous the world over.



Situated on the banks of the Missouri River is "Corncob City", otherwise known as Washington, Missouri. It was here that the first corncob pipe was made seventy-five years ago. This unusual industry has made the town famous all over the world.

wondering what use would be made of it. The farmer nodded his thanks, withdrew a long, hollowed out reed stem from his pocket, and inserted it in a hole in one side of the cob near the base.

Tibbe became more interested than ever. He stopped to give his full attention to the Missouri farmer.

With the stem now firmly imbedded in the side of the cob, the farmer then took a packet of tobacco from his hip pocket and proceeded to fill his hand made pipe. Applying a match, he again nodded his approval as he opened the door and made his exit amid a puff of white smoke.

At first Tibbe smiled and turned back to his lathe. "What won't they think up next?" he thought, and then as the smoke

drifted towards his nostrils he took a whiff of it. It was rather sweet and fragrant, at that. Perhaps that farmer had something after all. He would have to look into this idea of making a pipe from a corncob.

**H**IS INTEREST in the new idea rising steadily, Tibbe decided to get a few corncobs and experiment. He chose the largest ones, for they would not only be the easiest to work with on the lathe, but he knew that pipe smokers, then as now, preferred their pipes with large bowls.

He tried out the pipes, and although they smoked well, they didn't stand up like he thought they should. The outer surfaces were rough and uneven, and

were not comfortable in the hand. No operation on the lathe would remedy the situation. After a few smokes the pipe was ready to be discarded.

Tibbe thought there should be some way to retain the sweet smoke of the corncob, to give the pipe durability, and to make it last longer than just a few smokes.

No chemist himself, Tibbe wandered into the town drugstore and asked Ludwig Muench, the druggist, what he thought. "It gives a fine smoke," said Tibbe, "but it doesn't last long and isn't durable enough. Got any ideas?"

Muench stroked his chin as he looked at the odd looking pipe. After several minutes of deliberation he said, "I dunno. Seems like something on the order of plaster of Paris might do the job, but I wouldn't make any guess as to whether or not the quality of the smoke would be impaired."

"I don't think that would work," replied Tibbe. "I can't imagine a worse smoke than plaster of Paris."

"Well, if it were put only on the outside, that might be enough, and how could you taste it if it didn't come in contact with the burning tobacco on the inside?" was the answer.

"Let's experiment," said Tibbe as he had the pharmacist wrap up a small quantity of the material.

**B**ACK IN HIS STORE he got to work. Later in the day the druggist, who had become interested in the project, wandered in and asked how things were coming. "Got some drying now," said the carpenter. "Tomorrow I'll give 'em a try."

The first test indicated that Tibbe was on the right track. By covering the spongy places with the plaster of Paris preparation, the pipe bowl became quite hard and durable and the base was solid.

Pappy Cheshire, left, and Professor Quiz, center, both of radio fame, together with Charley Stookey, try out some of Hirschl-Bendheim's flavorful corncob pipes.





The pipe withstood repeated smokes and the sweetness was retained.

"Wonder what the public will think of them?" thought the new pipe manufacturer. "There's one way to find out." So he made up a half dozen and stuck them in his window with a price tag of 5c each.

At first nothing happened. Then one day a fellow strolled in the store in search of some carpentry work. On his way out he spied the pipes. "Hey," he called, "what are these?"

"New kind of pipe," replied Tibbe. "Made of corncobs."

"Any good?" asked the customer.

"That's for you to say after you've tried one," was the reply.

He took one, parting with a nickel, and left.

In due time the word began to spread that a new kind of pipe could be had for a nickel down at Tibbe's carpenter shop. The six were soon gone, and Tibbe made some more. Soon these, too, were sold, and he found more of his time was being taken up in the making of these corncob pipes.

"Think we should patent the process?" he asked his son, Anton, one day.

"Might be a good idea," was Anton's opinion. So the new process was patented, and three years later father and son incorporated as the Missouri Meerschaum Company. That was in 1872, and this year the company is celebrating their 75th year in the business which resulted from a farmer's effort to obtain a sweeter smoke.

**T**HE NEW COMPANY soon learned that their next problem was the distribution of their pipes. Making them is one thing. Getting them to the ultimate consumer is something else again. They obtained a nation-wide outlet for their pipes through Hirschl and Bendheim, St. Louis jobbers, in 1879.

Mass production then began. Until the Tibbe patents expired, the company enjoyed a monopoly, and the trademarked name of the company became so well known that any corncob pipe was referred to as a "Missouri Meerschaum." Now there are several factories which make pipes from the immortal corncob—the Hirschl-Bendheim Company in Washington, and others located in small towns farther up on the Missouri River. Some of these are branch factories of the Washington firms, which were built to be nearer their supply of corncobs.

About 40 people work in the industry in Washington alone. They help supply the world with the more than fourteen

and one-half million corncob pipes a year from a capital investment of perhaps a half million dollars.

It has been estimated that possibly twice as many pipes were manufactured before floods, crop failures, and war shortages cut production. This figure contrasts with the initial year the Tibbes started in business, for that year they made something like two hundred of the new smokers.

The prices vary on these pipes. At one time a model was made which sold for one cent, and the kids all bought them because they made fine soap bubble blowers. Five and ten cent sellers have long been popular, but the war has forced the price up to fifteen cents in most places. All of the companies now have very de luxe shapes and styles which bring the fancy price of 25c.

**B**EFORE THE WAR the Missouri Meerschaum Company experimented with a very special design, con-

sisting of a turned cob shank, a varnished bowl, and a hard rubber stem. This elegant aristocrat was priced at 50c, and was probably as nice a pipe as the industry had ever made.

In the early days only the largest cobs from the field were selected. In an attempt to find a really choice cob for a continual supply, some experimentation was conducted, and a hybrid which produces an exceptionally large and firm cob was created. It is popularly known as "Collier" corn and is now used almost exclusively by the pipe makers in Corncob City.


In order that they may count on a sufficient number of cobs with which to carry on their business, the manufacturers contract with farmers in the surrounding country to grow this Collier corn especially for them. The kernels are secondary.

The farmer shells the corn, which also brings him a profit, but his primary in-

*(Continued on Page 158)*

Center of the corncob industry in Washington are the two factories illustrated. Above, the Missouri Meerschaum building, and below, the Hirschl-Bendheim factory.





This is the automatic pipe smoker in operation. The water, in passing through the filter pump, creates suction which smokes the pipe in a most realistic manner.

**M**ANY PIPE smokers I know sometimes put off buying a new pipe because they dislike the task of breaking it in. Some pipe manufacturers have come to the aid of these men by pre-smoking the pipes at the factory, sending them out with a cake well started.

But the majority leave their pipes untouched, believing that the purchaser prefers to break them in with his own tobacco in his own way. Why some pipes break in so much easier than others, I don't know, but it seems that they do.

I have sat through many an unpleasant pipeful waiting for that first cake to form. For a long time I visualized an automatic pipe smoker—some sort of a device with which I could artificially cake my pipes—some method of getting the cake well started until the new, raw taste wore off and I could then take over.

There are certain varieties of pipes which are inherently hot-smoking or bitey. The clays and porcelains fall in this category.

Yet many smokers possessing such items in their collections would like to see them colored with smoking but dread the ordeal of a burnt tongue.

A mechanical smoker will color such varieties to the desired slate grey while the collector is enjoying his favorite briar.

One treatment for a sour pipe is to (1) remove all cake; (2) load with tobacco and let stand for a few days; (3) remove the load and fill pipe half-full with fresh tobacco; (4) smoke all the way down.

## Artificial Caking Methods

### A Simple Device Relieves the Smoker from the Uncomfortable Period of Breaking in a Pipe

By RICHARD L. BRIDGES

These first few loads will still be strong and, once again, a mechanical smoker would be handy.

One concern now offers a mechanical pipe smoker in the form of a rubber bulb fitted with valves. Attached to the pipe stem by a rubber fastening, the bulb is then alternately compressed and released by the hand of the operator until the pipe is smoked out.

Many smokers have attempted to

break in their new pipes by holding them into the wind while driving. Others, by holding the pipe bowl before an electric fan.

Unless very fortunate, these fellows usually find themselves with a burned-out bowl. When the temperature of the burning tobacco reaches the ignition point of the bowl, the pipe burns right along with the tobacco!

I have read of how pipe manufacturers pre-smoke their pipes at the factory by placing the shank onto a jet which protrudes from a long hollow shaft. Air forced through the shaft creates a suction and the pipe is artificially smoked.

In an attempt to construct something along the same line, I ran across an idea which works exceptionally well, providing a few elementary precautions are observed. The device consists of nothing more than a common filter pump and a short length of rubber tubing.

The filter pump is a rugged little gad-

get commonly made from brass castings. It is so designed that when water is passed through it, a strong suction is generated in the small tube which projects from the pump at a right angle.

Filter pumps are widely employed in laboratory work to evacuate containers and to draw off accumulated gases.

To pre-smoke a pipe, the filter pump is simply attached to any water tap. One end of a length of rubber tubing is slipped over the suction tube of the pump, and the other is worked over the stem lip of the pipe to be smoked.

The amount of "pull" is controlled by the faucet handle.

To use the filter pump on water taps, an adapter must be purchased with the pump.

The adapter screws to the top of the pump.

Two types of adapters are available.

#### About the Author

Richard L. Bridges combines photography and ham radio with pipes. He isn't content to read about something—he has to investigate and experiment for himself. His desire to create a pre-smoking device for use at home resulted in the process he describes this month.

One is threaded, the other has a rubber gasket.

The threaded adapter fits any standard, one-inch, threaded faucet. The other pushes onto any standard five-eighths inch water tap.

The five-eighths inch adapter can also be used on swing spouts with lips. These lipped spouts have a one inch outer diameter with a five-eighths inch orifice. If the cap of a five-eighths inch adapter is unscrewed, the rubber gasket inverted, and the cap replaced, the adapter can then be pushed onto the spout.

In this case, the rubber gasket goes *inside* the spout.

The pump illustrated in operation is thus arranged.

Filter pumps are commonly sold in four sizes, one-eighth inch, one-fourth inch, three-eighths inch and one-half inch. The size is the diameter of the outflow tube at the bottom of the pump. Thus, the larger the pump, the more water that will be used.

The one-eighth inch size with adapter attached is five and a half inches in length. The consumption of water is small and this size pump furnishes plenty of pull.

In fact, the main thing to bear in mind when using any of these pumps is that they will very quickly burn out even the hardest imported briar if the water is allowed to run too fast.

However, if you plan to attach your filter pump to a swing spout having a



The filter pumps used in the device are available in several sizes, two of which are shown here. In the article the author describes the advantages of each one.

lip, by inverting the rubber gasket as described, purchase a one-fourth inch pump instead of the one-eighth inch because the water pressure will push a one-eighth inch size (so converted) from the spout.

Either of these sizes will pre-smoke more than one pipe at a time if desired.

For two pipes, a glass Y-tube is inserted in place of the single pipe, and the

two pipe stems are attached to short pieces of tubing pushed over the forks of the Y-tube.

The rubber tubing can be purchased at the same time as the pump and adapter, the entire assembly coming to about two dollars.

All chemical and laboratory supply houses carry these items.

Rubber tubing with a one-fourth inch inside diameter and one-sixteenth inch wall will fit the pump projection and all pipe stems.

In pre-smoking any wooden pipe the keynote is *caution*. Run the water fast for lighting the pipe, but immediately reduce it to the point at which the tobacco is seen to burn with a dull glow.

Feel the bowl frequently and never allow it to become painfully hot to the touch.

The use of a slow burning tobacco, such as cube-cut burley is advisable.


The burning-out danger is not present when working with clays and porcelains, and the bowls normally become extremely hot.

And a word of warning: Don't attempt to pre-smoke a wooden pipe by removing the stem and attaching the tubing from the pump directly to the shank.

During such a smoking, the entire shank will absorb moisture and swell, after which the bit can be reinserted only with the greatest of difficulty, if at all.

If carefully and intelligently used, this mechanical pipe-smoker can be a boon to all devotees of the fragrant herb.

Pre-smoking in pipe factories is accomplished by using long tubes to which the pipe bowls are attached. The necessary suction is obtained by using forced air.



# Smoke Stays Cool

## This Author Takes Issue With Last Month's Discussion on The Subject of Cool Smoking

By ARTHUR G. EARLY

*EDITOR'S NOTE: In last month's issue we published an article by Thomas Moore entitled "How to Get a Cool Smoke." Shortly after its appearance we received this article by Mr. Early in which he takes issue with some of Mr. Moore's opinions. Feeling our readers would be interested in his discussion, we present it here for whatever value it may have.*

**T**HE DISCUSSION by Mr. Moore in the April issue on ways of obtaining a cool smoke was interesting as well as amusing, but I feel that the author wrote the usually accepted ideas rather than the facts of the case.

It is probably true that a large block of briar gives a cooler smoke than one of ordinary size, because there is more wood to absorb the heat, and the heat can go into the wood instead of into the smoker's mouth.

It is also true that some woods conduct heat better than others, briar being one of them.

Mr. Moore says that any pipe will smoke hot if smoked rapidly enough, and in this statement he makes the thesis for my reasoning which will explain why there is much more to the problem of a cool smoke than he discussed.

He seems to intimate in his discussion that it is the smoke that is hot, although he also states in one place that smoke is cool, and can be proven by blowing some of the smoke on the back of the hand.

My contention is that smoke and heat are two different things, with very little in common. I might say that I am not a chemist, but merely a layman pipe smoker, and my comments here are based purely upon observation during the years I have enjoyed a pipe.

I believe that when a man lights his

pipe and inhales the smoke into his mouth, he is inhaling at least two substances, one visible, one invisible. Perhaps he inhales more, I don't know.

Of the two, the one that is visible is smoke, and the one that is invisible is hot air. I believe that the smoke, due to its nature, does not conduct heat, and that it does not bring any heat with it when it enters the mouth. This would also explain why there is no sensation of heat when it comes in contact with the other parts of the body.

But mixed with the smoke is a certain portion of hot, gaseous air, which may contain one or more ingredients, all invisible to the eye. This hot invisible gas is controlled by the heat generated by the burning tobacco in the bowl. The faster the draw, the hotter the bowl becomes, and as a result the air which is sucked in through the bowl reaches a high degree.

**T**HE FASTER the tobacco burns, the more smoke is generated, and smokers usually associate fast puffs with a lot of hot smoke.

If it were possible to separate the smoke from this hot air or gas, I feel sure the temperature of the smoke would not register on a thermometer.

And if someone could invent a way of separating the two in a pipe, so that only the smoke would reach the mouth and the heat would be eliminated, it would be a great boon to pipe smoking.

The water pipe has done a lot towards this end. The water absorbs much of the heat, but doesn't absorb the smoke, so that when the smoke does reach the mouth, much of the heat has been eliminated.

The same is true in the churchwarden and other pipes of long stemmed makes. Such stems permit the smoke to continue its journey unabated, but much of the heat is consumed by the walled surfaces along the way.


Mr. Moore also mentions the theory that heat is an illusion, and the heat comes from gasses in the smoke which have the same "hot" effect as pepper, mustard, and other seasonings. This may very possibly be so, but, as he almost points out, these gasses are not a part of the smoke, and, if my theory is correct, they are separate from the smoke, being a gas in themselves, and have no connection with the smoke whatsoever.

**A**LL OF THIS theorizing has often led me to wonder if possibly it might not be these invisible gasses which give us the enjoyment of smoking a pipe.

*(Continued on Page 159)*



"I bequeath my lighter to my nephew—it never worked any better than he did."



This is the equipment which is used to test pipes as described in this article. The results assist pipe manufacturers in continually improving their products.

# Pipe Testing

## The Efficiency of Modern Pipes Can be Determined by Accurate Scientific Laboratory Methods

By JAMES FISKE

THE TESTING of pipes, their smoke, and tobacco is not a new wrinkle in the never ending quest for a perfect smoke. A few hundred years ago Sir Walter Raleigh, a man already widely known in the then comparatively new field of tobacco, conducted an experiment designed to as accurately as possible ascertain the weight of ordinary tobacco smoke.

Queen Elizabeth doubted Sir Walter's claims so much that she offered to make a wager of twenty angels, a medium of exchange during that period, that he could not accomplish it. Such a problem might well be a perplexing one to even us pipe smokers of today if we were not permitted to use certain mechanical and scientific equipment.

Raleigh's solution to the problem was

actually simple. He put a pinch of tobacco in his pipe, smoked it, weighed the ashes and got the difference by subtraction.

"Your Majesty cannot deny," he said, announcing his findings to the queen, "that the difference has evaporated in smoke."

"Truly," the queen is said to have replied, "you have done as you promised. Often have I heard of those who can turn gold into smoke, but you are the first to turn smoke into gold."

TODAY THE TESTING of pipes is much different than in the time of Sir Walter Raleigh, and the methods used are certainly more accurate. When tests are desired to determine how hot the pipe smokes, how much moisture is

produced or not produced, exacting laboratory methods are employed.

One of the most recent tests to be conducted on a pipe was performed by the Detroit Testing Laboratory at the request of M. Linkman and Company of Chicago who manufacture the Hollycourt and Dr. Grabow pipes. Their purpose was to see how their new Hollycourt compared with other makes of pipes.

Although the mechanism illustrated on this page looks rather elaborate and complicated, it really is neither. The pipes which are to be tested are attached to a long metal upright by a clamp. A rubber tube is then fastened to the mouthpiece connecting it to a suction pump which does the actual smoking.

Each pipe is smoked mechanically under identical conditions, and over identical periods of time. Into each bowl is placed exactly 1 and one-fourth grams of tobacco—the same in each instance. The pipes are supported at a 45 degree angle, thus permitting the return of some of the condensate as might be expected under ordinary smoking conditions.

The suction pump pulls the smoke out of the pipe and sends it into a rate-of-flow meter and the other instruments shown in the illustration. Moisture, tar, and resin deposits are then measured by standard laboratory methods.

Tests such as this can determine the amount of moisture left in the bowl after a pipeful of tobacco has been smoked, the amount of moisture that has condensed in a stem, and the tars and resins in the stem. The residue is measured in milligrams. On the average, a pipe will have something like 250 mg. of moisture in the bowl (when smoked under the conditions followed in tests such as this). The condensation in the stem varies, with an average coming close to 70 or 75 mg. in such tests. Tars and resins which are caught and trapped by modern filtering systems in modern pipes average about 10 mg.

These tests enable the pipe manufacturer to know if the internal structure of the pipes he makes will give the user satisfaction. The results of such tests also help the pipe smoker to know which pipes are the best and which perform according to the claims of the manufacturer.

In the test which was conducted recently by the Detroit Testing Laboratory, it was reported that the Hollycourt gave the best performance of any of the six popular brands of pipes tested. The pipes in this particular test were all within the \$5 to \$10 price range. All

(Continued on Page 157)



These two views are of the T. D. pipe which the author recently found buried in the ground at a depth of eight feet. Pipes of this kind were made 200 years ago.

I HAD NO IDEA what I had found when I uncovered a clay pipe about eight feet underground not long ago in Grass Valley, California, where I was working in the mines. After cleaning the pipe I found that it had on the back of the bowl the initials "T. D.," which meant very little to me. The "T. D." was within a circle of thirteen stars carved on the bowl.

Amazing as it may seem, the pipe was in excellent condition, except for the stem which had been broken off about two and a half inches from the bowl. I even tried smoking it, and upon doing so I found that it produced a pretty fair smoke. It wasn't as good as a briar or a meerschaum would be, because it smoked hot. Yet to me it was quite a thrill to smoke a pipe which had, perhaps, been lying under the mud and sand for decades.

It wasn't until I found the "T. D." that I became interested in clay pipes.\* I didn't even know when the "T. D.'s" were made, or by whom. I began my quest for information about the pipe with some of the old timers around Grass Valley. I found that the owner of the pipe I found had probably lived in a house near the mine at one time. A seventy-eight year old house had recently been moved away from the mine site, so I assumed that the erstwhile clay pipe smoker had lived there.

Some of the old timers informed me that the "T. D." was quite a popular pipe along about the time of the Revo-

\* For a more thorough description of T. D. pipes read "Clay Pipes" in the December, 1946 issue.

lutionary camps.

This pipe could have easily been carried to California by a gold-seeking pioneer in the rush of '49. As one of the old-timers I questioned pointed out, it may have belonged to one of the soldiers who came around the horn on the steamship, "California", which carried a good many soldiers.

I suppose a lot of pipes such as I have described have been found in other localities of the United States, and I imagine the finders are almost as proud of their discovery as I am of mine. To me it is an honor to own a pipe that has probably seen not only California's gold rush, but had a good opportunity of riding into San Francisco's harbor aboard the little steamship "California" when she rounded Telegraph Hill and Clark's Point with her load of soldiers and gold seekers.

It might have been that this same clay pipe rested in the pocket of one of

# I Found an Old T. D.

## California Man Describes How He Uncovered an Ancient Clay Buried Eight Feet Underground

By CHARLES KASLING

lutionary War. Some even said that the pipes were in existence before the war began. They were evidently made by an eccentric merchant, Timothy Dexter, of Newburyport, Mass. It was hard to put my finger on the exact location of the original factory. Some believed they were made in New Jersey, while others say they were made in Danvers, Mass.

AS NEAR AS I could find out the pipes of this type have been used for about one hundred and fifty years. It is said that even more people prefer a clay pipe to those made of other material; however, I have never seen another "T. D."

The thirteen stars on the bowl represented, of course, the original thirteen states. This particular pipe was probably used by a revolutionary soldier since several such pipes have been found at

the sailors on Commodore Thomas Ap Catesby Jones' little fleet of five ships that stood by to watch the "California" tie up in San Francisco as the first steamship to make the run from New York to California.

The pipe apparently was smoked, although all odor of any burned tobacco has long since disappeared. The bowl is blackened, but any bowl would be if it had been buried this long. It is about the size of clay pipes common today, and would indicate that the size of pipes was about the same then as now.

I have wondered how the pipe was made, and assume it was moulded. The ribbed effect on the sides is well done, and the decoration on the front of the bowl is also very fine.

Whatever the history of the "T. D." I found may be, I can only say that I'm mighty proud to own it.

# Rocks and Briar

## From the Outside the Block Seemed Perfect, But on the Inside it Was Another Story

By DON WITMER

ONE OF the primary reasons Mediterranean briar has long been the favorite of woods used in the manufacture of pipes is that due to its natural characteristics it is tough and therefore able to withstand the rough usage it must receive when made into a pipe.

It grows on the rocky cliffs where the winds sweep across the roots often laying them bare to the elements. The heath tree must be tough and hardy in order to exist. The land is generally rocky, and often times the burls are uprooted with the result that small stones and rocks are found entwined among them. Also, stones of this kind have been found imbedded in the side of the burl, and obviously such portions cannot be used for pipe making.

But one of the most unusual occurrences of this kind was discovered recently with somewhat disastrous results. One of the craftsmen in the factory of the Needham Pipe Company took what looked like a perfect piece of imported briar and placed it on the lathe preparatory to cutting the bowl.

From the outside the bowl looked as though it would turn out to be an extra fine pipe with good graining free from flaws.

HE TIGHTENED the chuck and pushed on the lever which lowers the sharp knives into position to cut the bowl and outside wall. Slowly he increased the pressure. Then all of a sudden came a rasping, grinding noise. The operator knew something was wrong.

He quickly let up on the lever and discovered that deep inside of what had at first appeared to be a perfect block was a good sized piece of rock, a half inch or more in diameter. This rock was imbedded near the center of the burl, several inches from the outside surface.

The event was disastrous in that it

completely ruined the cutting knives. Used primarily for cutting wood, they were chipped and damaged beyond repair when they came in contact with the rock.

The illustrations here show how the rock was firmly entrenched in the briar block. The upper view shows the location from the outside, and the other illustrations show a close-up, (center) and how the rock appeared on the inside of the bowl.

Had the rock been smaller, it might have escaped the knives and remained in the wall of the pipe, unbeknown to the pipemaker or the fellow who purchased it and became its owner. Smoking a pipe with a rock in its wall would, indeed, be something unique and different.

This occurrence, odd though it may be, proves what has always been said about Mediterranean briar, and that is that it grows in a rocky soil and must be tough to eke out an existence in such terrain.

The burl, which forms just below the ground's surface, is


often interrupted in its growth. The roots must encircle obstacles of various kinds which are generally quite numerous in the ground. This prevents the burl from a normal growth and is responsible for the odd shaped grain which is usually seen in this wood.

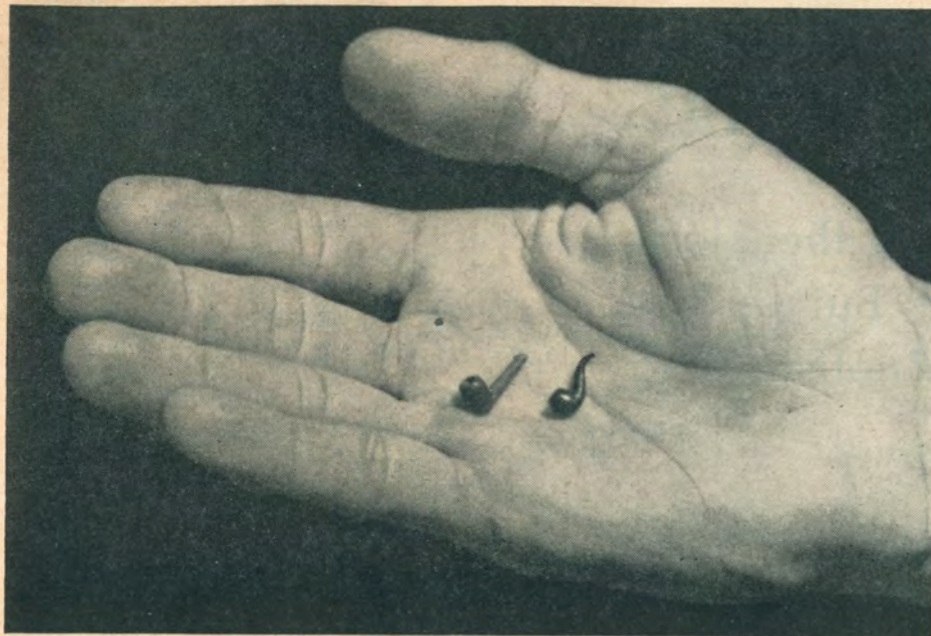
Even graining, free from pits or flaws, is therefore the exception rather than the rule, and explains why a pipe which shows true, fine graining, is a rarity and therefore commands a much higher price from pipe connoisseurs.

It would seem that someday, some method of growing this wood under ideal conditions where the roots would be free from rocks and other foreign

*(Continued on Page 159)*

Below may be seen how deep the rock was imbedded in the briar. The cutting bit was ruined when it touched the stone.





The diminutive size of Mr. Gray's miniature pipes may be visualized by comparing them with the man's hand in this photo. His smallest measures only 1/8 of an inch.

## Pipes for Pygmies

Copper, Amber and Ivory are Some of the Materials Used in These Miniature Masterpieces

By JOSEPH H. GRAY

FOR A NUMBER of years I have been a collector of miniatures of every conceivable kind, and when I do something, I usually do it up right. In the brief space of ten years I have built up a collection that would take the average individual a lifetime.

A few years ago some one sent me, among other things, a little briar pipe. The beauty of the workmanship attracted my interest at once and I decided if one was good more would be better. So I started to seek the source of production.

For a while I did get a number through a very good friend of mine who was a dealer in miniatures, but I did not know the name of the artist.

Then one day, after I had added many pipes to my collection, Dave El-

The author displays some of the numerous pipes in his famous miniature collection.



# The COLLECTORS' PAGE

man's Hobby Lobby show came to town, and among his many exhibits was a small group of pipes which I knew right away was made by no one else but the man that I sought.

The name of V. H. Freeman was on the exhibit, and I was able at last to write him how much pleasure his beautiful miniatures had given me.\*

Today we work hand in glove. What he doesn't think of in the line of a pipe, I dream up in the spare time I get between holding down a regular job, taking care of things around a ten room house, writing for magazines, and running a miniature business. The last I was practically drafted into in order to supply my friends with the tiny things they do not know where to find.

From buying I have graduated to selling, but I am still a collector at heart and in fact. I will never make a fortune in my business because too many things go into my own museum.

AS I WRITE this, my collection boasts three hundred and twenty nine different pipes. By the time this goes to press the figure very likely will have enlarged. Among this number you can find a representative of practically any sort of pipe you can name.

The materials are all the same as would be used in a full grown pipe. There are briar, meerschaum, cherry, apple, corncob, calabash, clay, metal, plastic, ivory, silver, amber, rubber and many other mediums.

A few were not made by Mr. Freeman, but have been picked up from the far corners of the globe. These include one of gold and mother of pearl from a Hindu in India who calls the writer "Uncle" in his interesting letters.

From the same source came one made of jade, one of silver, and another of ivory. From China comes a little silver water pipe which is an exact reproduction of a large one.

Of course briar and meerschaum pre-

dominate as these are the most widely used materials in the manufacture of normal sized pipes. But that does not mean that there is a sameness about the items.

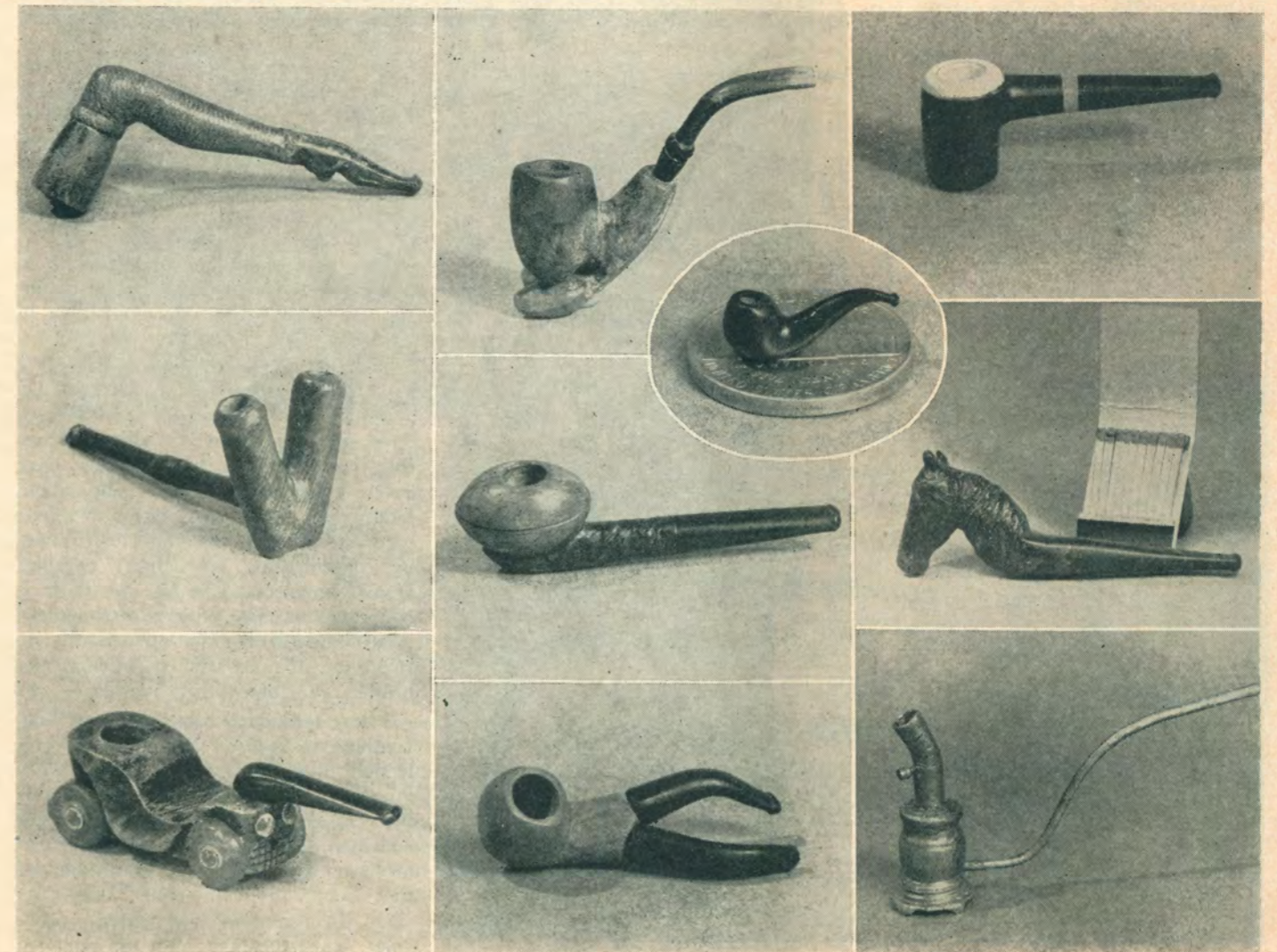
After we had about exhausted the possibilities in the regular shapes we started in on the oddities. Of course this field is practically inexhaustible.

We have drawn from Rube Goldberg and Smoky Stover and what these two zanies can't conceive, I invent myself in my moments of hallucination. These include a pipe with a double stem for the enjoyment of two Scotchmen; a little meerschaum cottage which I call my smoke house; a square pipe in which is inserted a piece of wire screening

called a smoke screen; a little metal pipe in the shape of a pot bellied stove; a top hat; a gun; a lady's lower extremity with nylon effect; and a little French car which was fashioned from a piece of briar picked up in Africa during the recent campaign.

Then there is a little pipe with a long stem and a wheel at the base to be

Odd and unusual pipes abound in Gray's collection. He claims he sits up nights thinking up new and fantastic shapes for his artist to create. Most of these are less than an inch long. The small one shown in the circle is resting on a nickel.





rolled along the floor by the smoker who is too tired to carry it.

The meerchaums include many beautiful carvings such as heads, animals and some lovely nudes.

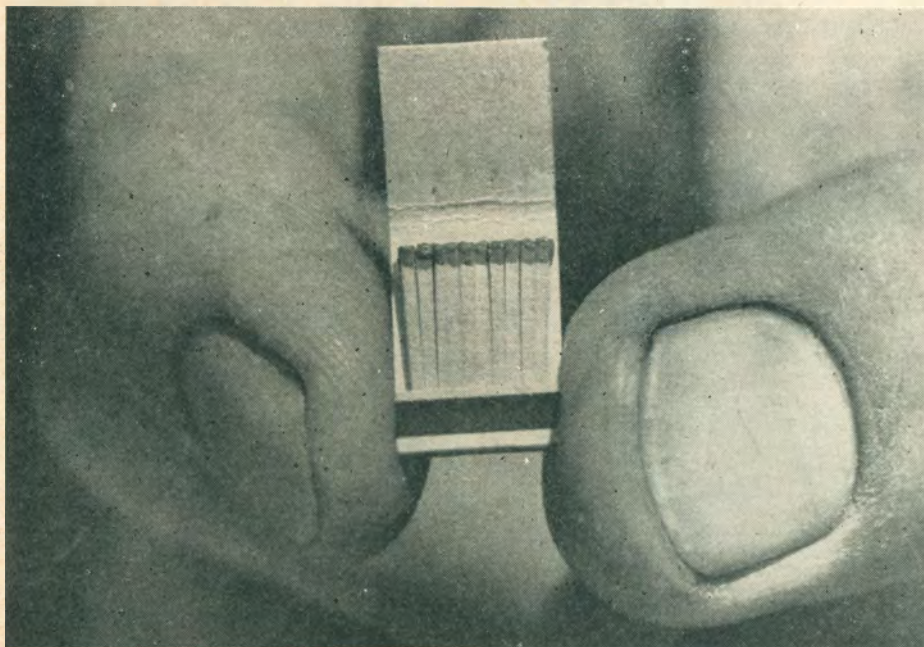
**S** EVERAL YEARS AGO a series of ads in various magazines was sponsored by one of the well know tobacco companies showing pictures of pipes in their \$10,000 collection. Copies of a number of these pipes went into my collection as well as a copy of a pipe once owned by the Prince of Wales.

One of the most beautiful is just a plain pipe made from a bit of Osage orange wood taken from the old home of the pipe artist. The lovely golden orange color is quite distinctive and a joy to behold.

My smallest pipe is just one eighth of an inch in length and is a two piece pipe of meerschaum and amber. Like all the others, the bowl is open and the stem is bored and could be smoked if it could be held between the teeth without getting lost. Perhaps one of my dressed fleas from Mexico could do the trick of handling this pipe which would just about accomodate one grain of tobacco in its tiny bowl. This pipe was fashioned by Frank L. Matter, a man who has been the means of adding many marvelous miniatures to my collection.

I recently added a tiny glass pipe to my others which, although not practical as a smoker's medium, is still authentic, as there have been many large glass pipes made for ornamental purposes.

**The accessories that accompany a full sized pipe are just as important with the miniatures. This book of matches is the work of A. G. Law, a New York Artist.**



### Let's See It

**Do you have an odd or interesting pipe in your collection? — one that other pipe lovers would like to see? If so, send us a picture of it together with the important facts and we'll include it on the Collector's Page for others to see and enjoy.**

At present I am endeavoring to secure the material for a pipe that will be a million years old the day it is carved. This is a piece of ivory that was dug up in Northern Siberia and is from the tusk of a woolly mammoth which has been extinct for nearly that length of time.

I have tried on several occasions to stump my artist on some project which I requested him to make, but to date I have been unable to get the best of him.

I thought I had him once when I brought back a pipe from the Ozarks made of a tree branch with the twigs all tied into a knot to make a very grotesque pattern, but in the next shipment I received, there was the branch all worked out in detail. If you want to get this artist's goat just say, "Well here is one you can't make." He'll break an arm of a leg, or any one of the Ten Commandments to do it but sooner or later you get your pipe.

**I** N A COLLECTION of pipes you need accessories to go with them, and my collection has many of these including ash trays from copper to soo-

chow jade. The little three-eighths inch books of matches containing twenty perfect lucifers are the product of a New York artist by the name of A. G. Law. This man makes many fine miniatures for me, but the matches are really one of his finest items.

Many of my pipes have been fitted into little wooden cases carved out to exactly fit the pipes that are enclosed. These boxes, top and bottom, are carved out of one piece of wood, hinges and all, and are quite a novelty in themselves. Unfortunately the artist, C. L. Swan has decided he is tired of making miniatures so these boxes are not available any more.

You may wonder why I have done something that very few collectors do, and that is to mention the names of the people who make these masterpieces instead of taking all the credit for myself. I have thought for many years that it was about time the artists got a break when collections were discussed. Some of the finest artists have become discouraged because no one ever heard of them in connection with their items in big collections. So let's give a hand today for the fellows who make our gatherings of marvels possible.

In a collection of pipes there is no limit to the number of different ideas that can be brought to fruition. The more smoke gets in your eyes the more you see things with your mind's eye. Then all you need is someone to cooperate in the matter of bringing your dreams true.

It would make no difference how many things we planned if it were not for the clever fellows who are able to make our plans a reality.

On my list of miniature makers, I have had school boys and girls, and also a gentleman in his eighties who can contrive some of the most delicate things that it is possible to imagine. I also have a veteran who was blown up by a land mine in England and given up as a nervous wreck, but he overcame his troubles by concentrating on delicate carvings from match sticks. So you see there is no particular class of people who make these miniatures. The one peculiarity that they all must have is patience, and brother, they need plenty of that.

I have frequently been asked how long I intend to keep on adding to my collection of miniatures and particularly my pipes. The answer to that one is this: To enjoy a good pipe a man needs one essential and that is breath to inhale and exhale. When I run out of that commodity completely I expect I shall discontinue my acquisitive propensities. Until then the sky is the limit.

# And It's the Truth, Too



FOR MEN WHO LIKE their pipes with a big bowl, this one should meet that requirement. It probably never was smoked, but its first test is coming soon, and the man who is to have the honor, if you care to call it that, is Sidney Koch, a Chicago resident who "won" the pipe on a recent broadcast of the Truth or Consequences program.

Koch (right) was selected from the studio audience by Ralph Edwards (left) who handles the show each Saturday night. Edwards is the guy who thinks up the goofy questions as well as the goofier consequences for the contestants who can never seem to come through with the right answers.

Edwards confronted Koch with a typical puzzler, and as is usually the case, Koch failed to come through with the answer in the allotted time. As a reward he was presented a set of Marxman pipes "providing he would smoke one of them in the club car on the train as he traveled back to his home in Chicago."

Thinking this was a cinch and an easy way to get some free pipes, Koch readily agreed. Imagine, if you can, what must have flashed through the contestant's mind when this six-footer was dragged onto the stage. He wished he might withdraw his hastily spoken words, but it was too late then. Like a good sport, Koch agreed to go along with the gag.

As this is written the date for his homeward journey is undecided, but passengers in the club car with Koch will no doubt get plenty of smoke in their eyes when he lights up. He'll probably have to buy his tobacco by the barrel if he expects to fill the bowl.

The six foot pipe was made for an advertising display. Koch hasn't as yet decided what he will do with it when he gets it home—if he does.

## SPECIAL!

Imported Briar Block  
Hard Vulcanite Bit  
Aluminum Filter

**2 SETS FOR \$1.00**  
Order Today

**HARRY J. MOORE**  
25 W. Broadway New York 7, N. Y.

## "SEYMOUR ORIGINALS" SCULPTURED IN BRIAR

These superb pipes, made available only recently to a larger clientele, are acclaimed by pipe smokers and collectors everywhere . . . Each is entirely hand-sculptured of only the finest of imported briar in any size, shape or design desired . . . Each is distinguished for its sturdy good-looks, smoking excellence and unusual features . . . Complete satisfaction positively guaranteed or a refund in full . . . Write for literature and complete information to:

**ALLISON J. SEYMOUR**  
Studio A, Valley City, North Dakota

WHEN WRITING ADVERTISERS  
PLEASE TELL THEM THAT YOU SAW IT IN  
PIPE LOVERS MAGAZINE

A HONEY OF A TOBACCO!

# COOKIE JAR

A. R. TOBIN TOBACCO Co.  
406 Woodbridge Ave.  
DETROIT 26, MICHIGAN

25¢

## MAKE YOUR OWN PIPES

Top Quality Imported Italian Briar Blocks, 50¢  
Pipes Repaired—Bits to fit, \$1.00  
All makes pipes repaired by master craftsmen  
Tobaccos blended to individual formulas  
at popular prices

Mail postpaid to  
**OXFORD PIPE SHOP**  
142 E. 42nd Street New York, N. Y.

## FREE TO PIPE SMOKERS

For a new pipe smoking thrill and experience, tell us your present brand of tobacco and get FREE package Mild, Tasty, Nature-Flavored GREEN RIVER. Write now and know the pleasure and satisfaction of factory fresh aged-in-the-wood tobacco, without cost or obligation.  
**Pete Moberly, Box 995, Owensboro, Ky.**

PIPE LOVERS IS ON  
SALE AT ALL LEADING  
PIPE SHOPS

If your dealer does not carry the magazine, send us his name and address and we'll see that he receives the next issue.

## Breaking In the New Pipe

(EDITOR'S NOTE: Believing that breaking in a new pipe is of primary interest to all readers, PIPE LOVERS presents in this column each month the recommendations suggested by America's leading pipe and tobacco manufacturers. This month's suggestions come from the Rem-Con Pipe Company of Tomkinsville, Kentucky.)

MUCH DEPENDS upon the way a new pipe is broken in. A new pipe can easily be ruined with the first few smokes.

The first pipe of tobacco should be smoked in its entirety, so the bottom of the bowl will become charred. A good rule is to fill each succeeding smoke just a little fuller until the pipe is smoked about 12 times. Pack the tobacco only lightly, and light evenly all around, as uneven lighting will cause burned spots in the bowl.

The pipe should be smoked very slowly to keep it from becoming overheated. Short, violent puffs will tend to overheat it. A new pipe should not be smoked in high winds, as this will fan the tobacco and cause it to burn too quickly and injure the bowl.


A moist tobacco should always be used to break in a new pipe, as it will cake much sooner, and easier, and the same kind of tobacco should be used throughout the process. Don't work the new pipe too hard, but allow it to cool thoroughly after each smoke. A good rule is to break in a new pipe with two old ones, alternating between the three.

Some veteran pipe smokers like to moisten the inside of the bowl with a little honey or syrup before smoking it.

The pipe should be cleaned after each third smoke during the breaking-in process, and thereafter as often as needed with a regular pipe cleaner.

It is never necessary to do anything to the bowl of a Rem-Con pipe before smoking it, as each is finished very thoroughly before leaving the factory, with a smooth, even surface, and with no dust left in the bowl.

Treat a new pipe with deep respect, for a good, well made pipe deserves the best treatment you can give it. A good pipe lends pride and "oomph" in your most jubilant moments, and will pal with you in your hours of ponderous perplexities. But even a good pipe becomes tired and needs a rest,



# PIPE CRAFT

Helpful Hints and Ideas that Make Pipe Smoking More Enjoyable

## MY FAVORITE BLEND

(Each month the editors of PIPE LOVERS award to the person sending in the best "Favorite Blend," an all leather air and water tight "Triple-Seal'd" tobacco pouch, courtesy of the Remco Mfg. Co. of Hollywood, Calif. All contributions should be addressed to the editor.)

Of the making of many blends, there is no end, but here is one that appeals to many "real" smokers as a "steady diet."

Aged, rough cut Burley.....	9 parts
Virginia (long cut).....	3 parts
Virginia (flake).....	2 parts
Syrian Latakia.....	1½ parts
Louisiana Perique.....	½ part

For the fellow looking for a "day-in, day-out" smoke, this one is it, I guarantee.

—"CY" PRUNER  
Los Angeles, Calif.

## Sponge Used In Lighter

Many pipe smokers have experienced the same difficulty that I have with a pipe lighter, and that is, that since a pipe requires a lighter to be on longer than normal, the fluid is often consumed in a very short space of time, sometimes in a day or so.

It is most annoying to a pipe smoker to have his lighter continually running dry every day or two, so I decided to see if I couldn't do something about it.

I didn't know what could be done to make the lighter last longer between fills, so I knew I would have to do a certain amount of experimenting. Luckily, this experimenting didn't take as much time as I had at first thought would be necessary.

First of all, I took out all of the cotton packing inside the lighter which was used to absorb the lighter fluid. I found that the pores of this cotton had become very fibrous and hard, losing

their power to absorb the fluid as when it was first new.

I obtained some new cotton but more important some small pieces of sponge, the type that is used in cleaning in the household.

In replacing the new cotton in the lighter, I found it was not an easy job, for I placed the cotton in layers, and between each layer I placed pieces of the sponge. This gives a solid packing which would not be possible if only pieces of sponge were used without cotton.

I filled the lighter and tried it out. I was quite surprised, but happy to find that one filling lasted several days.

The sponge has a greater power of absorption than ordinary cotton, and this is the secret of this idea. In order for the cotton to pull the fluid out of the sponge, it must be tightly packed in the barrel of the lighter. If the wick is threaded through the cotton and sponge packing, the results should be excellent.

WILLIAM REINOEHL,  
Cheyenne, Wyoming.

## Paper Cones Save Time

Being an ardent pipe lover, I, like other active "on the go" pipe smokers, have yearned for a way to simplify the loading of my pipe with tobacco.

A New York pipe concern put out a product called "pipe papers" which are thin, round sheets of processed pure paper, 3 inches in diameter. Although they were to keep your pipe clean by the absorption of unwanted tars and nicotine, the papers are a boon to the absent-minded smoker who merely forgets to puff, because they keep alive the fire in the bowl.

By forming one sheet into a cone and filling it half full with your favorite pipe mixture, the paper can be made to serve double duty. The top is then twisted as shown in the photo below, and the result is a "cartridge" or the approximate shape of the inside of the bowl.

Several of these can be made up and either carried on the person or left in a ready canister at home. They can be inserted in the bowl in an instant, af-

forming a fast and simple method of filling the bowl when in a car, or other place when the normal method of filling a pipe is a bit awkward or difficult.

If the paper lining is not wanted, a bit of pressure on the paper after the bowl has been filled will split it in such a way that it will be quickly removed, leaving only pure tobacco in the bowl.

ALTON J. KLOCH,  
Cicero, Ill.

## Pass 'Em Along

Pass along your ideas, short cuts, pet discoveries, and suggestions to fellow pipe enthusiasts. Contributors whose ideas are accepted and appear on this page are given a Ronson Lighter employing the "press, it's lit—release, it's out" action, together with a Ronson Servicer which consists of a full kit of lighter accessories, courtesy of the Ronson Lighter Manufacturer.

Send all contributions, with photos and diagrams when necessary, to the editor. This is your page. The other fellow wants to know what you've discovered that makes pipe smoking more enjoyable, the same as you like to read about his, so send yours in today.

## Filter Soaked In Solution

Every man who considers himself a pipe smoker looks forward to enjoying his pipe every chance he gets. I am of this belief, and like to smoke my pipe all the time, even when I have a cold. However, at such times, the fine taste and flavor of the smoke cannot be enjoyed since common colds deaden the effect.

To help overcome this, I hit upon the idea of soaking the filter which fits in most pipes in a solution of menthol or some similar preparation. This has the double advantage of not only making the smoke more enjoyable, but also has a certain medicative effect upon the individual.


I don't like to smoke a menthol tobacco, because it leaves a menthol taste in the bowl for a short period. This new system does not retain the menthol flavor, and you get the effect only as long as the filter remains in the pipe.

Another added feature of this system is that you can still smoke your favorite brand of tobacco, with the menthol addition being completely controlled.

A few moments will permit the filter to absorb a sufficient amount of the menthol preparation to give the desired cooling effect.

Other flavors may also be used if desired, many of which are on sale in your tobacco store or pipe shop. The effect is entirely different than when the flavoring is added directly to the tobacco itself. It is fun to experiment with various home made flavoring solutions. Combinations of various flavorings with aromatic tobaccos are unlimited.

E. B. VOSS,  
Overland, Missouri.



**B. B. Cherry,**  
*Philadelphia, Penn.*

If you blend your own tobacco or even if you have tobacco that is left over in the pouch or humidor and find it dry, this idea will remedy the situation.

Take a tightly sealed container and into this place the dried out tobacco, leaving about three-fourths inch of space at the top. Next, take a small potato and cut off about one-half to three-fourths of an inch, leaving the skin on the part cut off.

This is then placed in the container white side up so that the tobacco comes in contact with the skin only. After three or four days you will find the tobacco has the moisture like fresh tobacco.

The potato is removed while the tobacco is thoroughly mixed. This is called air cooling or tumbling. It is then returned to the container together with the potato for three or four more days.

The potato will not get moldy like an apple or a slice of orange. The potato is 90% water and has no odor. It will not change the taste of the tobacco. If you don't have a potato handy, try a carrot. Either will do, although I prefer the potato because of the skin. It keeps the tobacco from ever coming in direct contact with the wet part.

**Richard L. Bridges,**  
*Los Angeles, California.*

For several years I went through the tedious routine of wetting clay pellets, placing them in dry tobacco and then waiting many hours for the moisture transfer. Frequently I would then find the tobacco overmoist, with several more hours of airing necessary before the tobacco was fit to smoke.

I accepted this bugaboo as an unavoidable evil until I finally discovered the moistening method in use by just about all commercial tobacconists; i. e., an atomizer. I have used one for a year now and wonder how I ever got along without it.

Tobacco to be moistened is simply spread on a paper, sprayed with water vapor from the atomizer, and then mixed with the hands. In the case of extremely

# Pro and Con

*"I wholly disapprove of what you say, but will defend to the death your right to say it." — VOLTAIRE.*

This is the page set aside for the reader to discuss controversial questions pertaining to pipes and pipe smoking. Letters may be shortened, but the opinions expressed remain unchanged.

## THIS MONTH'S QUESTION

*"What is the best way to keep tobacco properly humidified?"*

dry tobacco, two or three short sprayings and mixings are preferable to a single long one.

Tobacco absorbs the fine spray instantly, and in a few seconds the driest tobacco is in perfect shape for the pipe.

Tobacco is best stored in a dry condition to avoid mold. Thus smokers who keep large quantities of a certain blend or several blending varieties on hand will find an atomizer a virtual necessity, because any quantity from a pipe load to several pounds can be instantly humidified to any desired degree of moisture. A day's pouch load is quickly prepared in this manner, and any good pouch will retain the moisture for a day or two.

Commercial tobacconists use fairly large atomizers because they are usually prepared by pounds instead of ounces, but any small ordinary type is perfect for the individual smoker.

Incidentally, those smokers who prefer artificially flavored tobaccos will find new possibilities through the spraying of wine, brandy and other liquids in place of water.

**R. F. Lee, Jr.,**  
*Nashville, Tenn.*

Some may find their humidor moistener inefficient or perhaps the humidor isn't equipped with any moistener. For

those who seek an ever moist humidor, one of "controlled" moisture content, I suggest the following:

Cut a square, about one inch from the sides, from any of the small one-fourth inch to three-eighths inch cellulose sponges on the market today. (These are obtainable at any 5 and 10 cent store.)

With waterproof cement, this is attached to the top inner side of the humidor lid and allowed to dry. A few drops of water absorbed by the sponge will keep tobacco moist for days—regardless of the quantity. This is by far the best method I've discovered for the purpose.

**Neal Williams,**  
*Lincoln, Nebraska.*

Few humidors are properly constructed so that the tobacco is properly moistened all the time. To remedy this, I constructed a walnut humidor which is nothing more than a wooden box about one foot each way.

Small pieces of sponge are tacked inside to the bottom, sides and top, and are kept wet, the water being applied with a large eye dropper.

The tobacco is placed in a small cloth sack and suspended from a cross bar. The sack is small, and the moisture can quickly penetrate all sides evenly within 24 hours. The tobacco can then be placed in the pouch or an ordinary humidor with the assurance that the moisture content will be consistent throughout and not all on top as is usually the case when the ordinary humidor is used.

**Robert L. Waters,**  
*Richmond, Va.*

I have found after years of trial and error that there is only one way to keep tobacco in tip top shape for smoking. This is to make sure it remains in the

### NEXT MONTH

**JUNE**—*"Should the ashes be left in a pipe or removed immediately?"*

(Answers must be received by May 5)

**JULY**—*"When putting a pipe away to rest for several days, should it be placed with the bowl upward or downward?"*

(Answers must be received by June 5)

Address all letters to "Pro and Con" in care of this magazine. Anonymous contributions will not be used. Send a picture of yourself if you wish. As many letters will be used as space will allow. Suggestions for future questions are also welcome.

same fresh condition as when it left the factory.

The natural moisture in the tobacco is more than just water. There is a certain natural fragrance in the leaf, either natural or artificial, which will evaporate if exposed to the air. I have never found any way to recondition tobacco once it dries out, because any means at my command will not return that delicate something once it disappears.

For that reason I do not stock up on tobacco, preferring to buy it fresh from the dealer's shelf when I am in need of it. If it comes in a cardboard container, I quickly transfer it to my air tight humidior and seal it up, taking out only enough to fill my pouch from day to day. The rest of the time the humidior is carefully sealed.

This preserves the factory fresh condition of the tobacco, and I have never found a substitute which will give dried out tobacco that natural taste it had when it was first purchased.

**Lester Sanderman,  
Boulder, Colorado.**

Keeping the tobacco moist at home isn't a difficult procedure, but what has me troubled is keeping tobacco in condition when away from home for a day or so—that is, in the pouch.

I have tried all the common ideas—wet blotter pads, orange peel, apple slices, and so on, but the tobacco is never again quite the same. Constant opening of the tobacco pouch dries out the tobacco.

My solution has been to have made special for me four very small pouches. These are the wrap around type and hold enough tobacco for four or five pipefuls. I fill all of them with fresh tobacco, and I have found that the tobacco really stays in good shape, since the tobacco in the pouch is used up long before it dries out.

**W. Whittiker,  
St. Louis, Missouri.**

I have a suggestion for quickly adding moisture to tobacco. If you have some that is quite dry and you want a smoke right now, get a cloth sack—an old, clean sock will do—and put a little tobacco in it.

This is held over the spout of a tea-kettle filled with boiling water. The steam will add sufficient moisture in a few moments time, and the tobacco can be put in the pipe at once and lighted.

It doesn't take much steam, and the tobacco should be loose in the cloth. It is best to revolve the sack and shake up the tobacco inside so that the steam will add moisture evenly throughout all the tobacco.



It's carefully aged and blended, smokes cool and lasting, has a delightful aroma, and does not bite the tongue. Try a pipeful today—then you'll see why Brown Crock is truly "the smoke of the stars."

*Available at present in one-half pound cartons only.*

Shipped anywhere in the United States upon receipt of your check or money order for \$1.45, which includes postage, insurance and handling charges.

All Mail Orders Filled Same Day Received

**HOLLYWOOD PIPE SHOP**

1641 No. Cahuenga Blvd.

Hollywood 28, California

**Add These Books to Your Library NOW!**

*They Are Books Every Pipe Smoker Should Own!*

**The Odyssey of Tobacco**

By ROBERT LEWIS FISHER, 93 pages, illustrated, 6x9 cloth

Postpaid, \$3.50

AN AUTHENTIC and reliable account of how smoking originated and developed throughout the world. Reveals little known facts about pipes and tobaccos. The various tobaccos are discussed in the Appendix.

**The Swedish Pipe Book**

By CLAES KRANTZ, 118 pages, 63 illustrations, English translation, 46 pages, 6x9, cloth and paper.

Postpaid, cloth \$3.50, paper \$2.50

THIS NEW, well written book from Sweden discusses pipes throughout the world, bringing forth hitherto unrevealed data on the subject. Tells of the early days of pipe smoking, modern practices, is well illustrated. A worthy addition to your library.

**The Art of Pipe Smoking Pleasure**

By J. LELAND BROWN, 127 pages, 27 illustrations, 5½x8½ inches, paper and cloth.

Paper, postpaid \$1.25

A PRACTICAL and complete manual for the pipe smoker, including descriptions of pipes, pipe styles, features, care of the pipe, descriptions of tobaccos, aids to pipe smoking, and the technique of pipe smoking. No library is complete without it.

Order both books TODAY. Send check or money order to

**CUSHMAN PUBLICATIONS**

532 Pine Ave., Long Beach 12, California

*All books sent postpaid. Immediate shipment. Send for yours NOW.*

**N**EWLY FORMED clubs might get a few pointers from what seems to be one of the most active groups in the country. Relatively new from a standpoint of organization is the Mohawk Pipe Club, with headquarters at Schenectady, N. Y., but when speaking of activity, this club can make the others sit up and take notice.

In its nine months of existence, (the first meeting was held last July 15) the Mohawk Pipe Club has made a lot of advancement. One of their first acts was to design a very colorful membership card, a reproduction of which is illustrated here. Brown predominates, with a blue ocean and green leaves. The card is the work of Bradley Wilson, one of the members of the club.

The latest innovation of this live wire outfit is a club paper entitled *Club Puffs* which goes to each member once a month. The first issue came off the press early in February, and it was full of information concerning the happenings of the group.

According to the information it contained, the club was to have discussed the question "Why do some pipes break in and some stay strong, vile, and rancid?" at a recent meeting. It is hoped a resume of the discussion will be made available for publication in these pages.

Also included in the first issue was a statement of policy, which said, "Our aim is to make *Club Puffs* a short, condensed, one-page edition so that it will not take too much of your time. In this way, we hope that you will read it all and get the workings of your club in a couple of minutes."

Subsequent issues have contained even more news about what's going on in this New York club. The editor includes worthwhile information concerning pipe smoking, tips on new ideas, and experiences of members in regard to pipes.

An active club usually signifies an active member at the helm. That slogan certainly rings true with this Mohawk tribe. Chosen to head the reins is C. A. Piercy who confesses he has been active all his life. "I have belonged to and helped organize clubs, fraternities, lodges, fire departments, and so on, and now, at the age of 55, I had decided to not join or help form another club the rest of my life, as I felt I had been "clubed" to death. But my interest in pipes had gotten under my skin, so there I was, in it up to my nose and still getting a big kick out of my work for the club.

"At the first meeting after they had elected me president they started talking about adopting all the old standard rules, by-laws, constitution, etc. for our



## Pipe Clubs

### Membership Cards and a Club Newspaper are Now in Use by The Mohawk Valley Pipe Club

club. I took over then and said if they wanted me to act as president they would have to go along with the idea that this was going to be a club so different from any other club that it would stand out and above any other club ever put together.

"So our club has no by-laws, constitution, rules, etc., which stipulate that you must do this or that, and do not ever do this or that because if you do, you will from now on walk before your brothers, after being thrown out, in dis-

grace and forever shunned by the blue blood of your community.

**W**E HAVE organized with a more or less verbal understanding that we would be very careful about taking in a new member, for once he becomes a member he will always and forever be a member. We have no dues, but make a small assessment at each meeting of the members present. At the end of each year we will have to balance up, so an assessment will be made on all members at the Annual Meeting.

"The activities of the meetings are made by the members with a slight guidance of the officers in this way. I appoint some member best qualified to give a little talk on some subject that will be of interest and make pipe smoking more enjoyable to all of us. Each speaker so far has only talked about five minutes, but that is all we need, for at every meeting we pick up the subject and argue about it for the next four or five hours. About that time I call for adjournment.

"No, I don't mean I call for a motion to adjourn; what I do is just lean back, light my pipe, and relax until all the boys have shoved off.

"We have no formal parliamentary

#### PIPE CLUBS

**Are you a member of a pipe club? Would you like to join or help form one in your community?**

**If so, write in and tell us and we will promptly advise you as to the name and address of the nearest club in your community.**

**If there is no club in your town or locality, we will put you in touch with other pipe smokers interested in forming a local pipe club if you so desire.**

Write to

#### PIPE LOVERS MAGAZINE

532 Pine Avenue  
Long Beach 2, California

methods of opening up or closing a meeting, or having the President sit perched on a high chair looking down on the lowly members. We have a set date and time (second Monday of the month at 8 P. M.), that is all. Then we gather at a pre-set place and just start hobnobbing. Members walk in for a half hour and when they walk out nobody says a word to them.

"One thing that has been quite a club builder is the idea started at the first meeting, and that was to make, test, and approve a mixture of tobacco that would be put on the market and be known as the "Mohawk Pipe Club Blend". At our March meeting we approved and adopted a mixture submitted by a member and we plan to market this blend in a container with a reproduction of our membership card on a label wrapped around each container.

"At the present time we have no refreshments, but I would not be surprised if sometime in the future we may run in a little beer and sandwich idea as some of the members have already suggested it.

"At each meeting members will bring in old and odd pipes, new ones with a different design, or old or new pipe racks, old or new humidors, someone's idea of a good pipe reamer or pipe cleaner, etc.

"Just because a man smokes a pipe we do not consider that he is qualified to become a member. Before we consider an applicant he must have indulged in pipe-hobbling to some degree.

"After we had been organized for about three months we were confronted with the very serious problem of having a girl make application for membership. We talked the situation over, then decided to tell her that in order to become a member she would have to come to the next meeting and sit in a chair in front of all the men and smoke a pipe continuously for the entire meeting which lasted for about five hours. She said that would not be any task as she was doing that very thing every night.

"Then we had another lady apply for membership, so at the next meeting we decided something had to be done. After a lengthy discussion we all decided that the members of the club were to be only males.

"We have a placard in colors about 8"x12" which is an enlargement of our membership card for the members to hang in their dens or offices. This placard is drawn and hand painted by the same artist, Brad Wilson, who made our membership cards. I have mine framed with a history of the type of Indian printed on the back.

"At present we have thirty-six (36) members and three (3) honorary members. We still hold to the idea of having no political or religious discussions and we are sure each member understands that nobody is to have any personal axe to grind.

"One thing that is a surprise to me is that the membership is made up of about half young men and they attend the meetings more regularly than the older ones.

"Our name 'Mohawk' covers the Mohawk River Valley, and we plan to organize pipe clubs in other towns in the valley, allowing our name to be used by each new club. It looks now as if we will soon have Mohawk Pipe Club No. 2 in Amsterdam, about 20 miles up the river."

Numerous clubs have written the club editor to reserve the lantern slides for showings at future meetings. The slides, announced in the March issue, are all

on the subject of pipes, and over 130 have been prepared.

The subjects included are Meerschaum Pipes, European Pipes, Old World Pipes, Water Pipes, Odd and Unusual Pipes, Miniature Pipes and Early American Pipes. All that is needed to show the slides is a standard 2x2 projector, a type quite common and generally available for a nominal rental charge from camera equipment stores.

The slides have been prepared by the editors of PIPE LOVERS Magazine especially for showings by pipe clubs and other groups interested in pipes. Club program chairmen interested in securing any of the seven sets should give the preferred dates desired together with alternate dates so that the requests may be filled as nearly as possible.

A full description accompanies each set of slides, and the commentary should be read aloud when the slides are flashed on the screen. Although most of the slides are in black and white, a few are in color.

## Pipe Club Directory

Pipe clubs already formed or now in the process of being organized are listed below. Persons interested in joining these groups should contact the name given.

### CALIFORNIA

GLENDALE—  
JOHN ST. EDMUND  
140 North Louise

HOLLYWOOD—  
C. W. DAVISON  
726 N. Gramercy Place

LAGUNA BEACH—  
FRED S. WHITFORD  
General Delivery

LONG BEACH—  
ROBERT SHERBONDY,  
338 Walnut Avenue

LOS ANGELES—  
CY PRUNER  
3807 S. Hill Street

MONTROSE—  
ED COPELAND  
2326 1/2 Honolulu Ave.

SAN FRANCISCO—  
ROBERT H. PURCELL  
830 Hyde Street

### COLORADO

DENVER—  
HENRY F. KOKENZIE  
4211 Green Court

PUEBLO—  
GENE LINES  
832 Berkley

### DIST. OF COLUMBIA

WASHINGTON—  
HILTON J. PATTON  
24 1/2-14th St. S. E.

### ILLINOIS

CHICAGO  
HAROLD CLAUSSEN  
2604 Milwaukee Ave.

DE KALB  
C. R. MILLER,  
231 East Lincoln Highway

GALESBURG—  
FRED M. RAINEY  
963 E. Main Street

### INDIANA

INDIANAPOLIS  
PAUL H. CHILDERS  
4631 College Ave.

### IOWA

DAVENPORT—  
FRANCIS O. WALSH  
1113 East 15th Street

### KANSAS

TOPEKA  
KARL L. KNOLL  
2835 Burlingame Road

### MARYLAND

BALTIMORE—  
C. BARCLAY YOUNG  
3714 The Alameda  
Ednor Gardens

### MINNESOTA

ST. PAUL—  
CONRAD L. ERTZ  
Fifth and Robert Sts.

### MISSOURI

KANSAS CITY—  
BOND PERLETH  
3722 Wabash

ROGER NAVRAN  
621 W. 57 Terrace

### NEW YORK

BROOKLYN—  
JOSEPH F. CONIGLIO  
86 Avenue "S"  
S. B. ZUKERMAN  
1530-52nd Street

NEW YORK—  
W. P. COLTON, JR.  
1435 Lexington Ave.

SCHENECTADY—  
MOHAWK PIPE CLUB  
C. A. PIERCY, Pres.  
Box 27, Ballston Lake

### OHIO

CINCINNATI—  
JOHN F. GALL  
3758 Montgomery Road  
Norwood, Ohio

DAYTON—  
WM. L. DAHLE  
815 Neal Ave.

GREENVILLE—  
E. R. HUFNAGLE  
P. O. Box 35

### OREGON

PORTLAND—  
WALTER H. POST  
6114 S. E. 87 Ave.

### PENNSYLVANIA

PHILADELPHIA  
B. B. CHERRY  
6107 N. 8th St.

### TEXAS

COMMERCE—  
RALPH MC DONALD  
1108 Main Street

### WASHINGTON

SEATTLE—  
CARL W. BROOME  
943 12th Ave. North

### WEST VIRGINIA

FAYETTEVILLE—  
MR. BEN D. KELLER

# WHAT'S NEW?

## New Bulldozer Pipes Are Announced by Briarcraft

### Many Shapes Available

An entirely new pipe creation by Briarcraft, Inc., of New York City, has recently been announced. The new pipe, known as the Bulldozer is said to be made of aged imported briar with only the largest blocks being employed in order to insure a large bowl.

The pipes are available in numerous shapes and styles, and all are rugged in appearance. No two of the pipes are alike. In the accompanying photo the new billiard and the bull moose are illustrated.

The new pipe was designed for the man who wants a lot of pipe when he smokes. The appearance was meant for those who like a masculine appearance in their pipes. The shank is large, and the bits comfortable.

The Bulldozers are all priced the same, and are already on display in many of the nation's pipe and tobacco stores.

### New Attachment Is Announced

The Lo-Hi Ejector Company of Rochester, New York, is now marketing a new attachment for pipes. The apparatus, called the Lo-Hi Ejector may be installed in any new or used standard styled pipes.

It is claimed that the Lo-Hi Ejector gives a cool, easy drawing, plug and slugless smoke, and that a few turns of the knurled base lowers and lifts the grid. A sharp blade attachment scrapes sediment from the air chamber up through the grid. Cake forms only above



the grid. Moisture from the bowl lubricates the bushing when the pipe is warm.

## Handy Halldon Ash Tray Claims Exclusive Features

### Finished In Bronze

Almost any pipe smoker would welcome the opportunity to escape the wrath of the irate housewife who continually harps on the fact that ashes are spilled on floors, carpets and furniture.

The Halldon Company of New York offers an ash tray to help prevent such an emergency. The tray is equipped with a built-in V-shaped pipe tool and cork knocker which packs tobacco snugly in the pipe before it is smoked, and also empties it clean as a whistle.

Other features are the all metal deep tray rack for leaning the pipe between



### Plastic Pipe Case Announced

The Pioneer Pipe Company, Brooklyn, N. Y., are presenting their Turkish meerschaum pipe in a plastic case which is described as attractively lined, compact and practical.

The case is the most recent of the Pioneer Company's creations.

### Ronson Repairs In Boston

Ronson Art Metal Works, Inc., has recently opened a lighter repair station in Boston. It is said by the manufacturer that the service will include, "Service While You Wait for Minor Adjustment," and "Rapid Call Back Service on More Extensive Work."

puffs, and also a felt lined bottom.

To a pipe smoker who is constantly wary of his ashes on highly polished furniture, and who has to bank his pipe on under-sized ash trays this container will prove to not only serve as protection from the little woman, but it will protect the pipe as well.



## Rexon Introduces New Ash Tray

Rexon, Inc., distributor for Thorens lighters, has announced a new type of ash tray that should be of interest to all pipe smokers. The tray features an automatic action that spins off any ashes into a closed bottom compartment, sealing in all smoking odors.

This tray, modern in design, is composed of solid bronze in a variety of finishes and has a cork lined base. It is said that it's tidiness makes it ideal for homes, offices, and clubs.

## Brass Rack For Six Pipes

A brass pipe rack designed to hold six pipes is offered by the Vulcan Die Making & Stamping Co., of New York City.

According to the Vulcan Company the rack is made entirely of highly polished brass and will not tarnish.

## Kit Available For Pipe Carvers

Want to carve your own pipe? The Carvapipe Company, Hamilton, Ohio, offers a complete pipe carvers kit which consists of a genuine briar block, a hard rubber bit, and an aluminum filter along with complete instructions.

Robert Burgett of the Carvapipe Co., says that anyone handy with tools can complete a pipe in one evening using ordinary tools such as might be found in any average home workshop.

The kit has recently been placed on sale.

## New Pipes By Herron

The Heron Products Company, of Detroit, Michigan, is placing on the market two patented pipes made from imported briar and made in three sizes, large, medium and small. The feature of one of these pipes is an inserted bowl which fits into a tapered hole on the enlarged section of the briar shank and is so constructed that the combined smoke passage equals about 11 and a half inches.

The bowls are made in smooth and grooved, and are said to be light in weight.

Due to certain features of construction no juices or tars can enter the

mouth. After smoking, the combined bit and sleeve is drawn from the bowl stem, shaken out of the sleeve. The combined bit and sleeve are interchangeable with all shapes of this pipe and can be purchased separately.

## New Pipe by Spiral-Kool

Officials of the Spiral-Kool Pipe Company in Santa Monica, California, have recently announced that the firm will soon introduce a new pipe of a different style than their current model. The present Spiral-Kool has a metal shaft and a self-cleaning feature.

## Dick Swift Pipes Coming

Soon to be available are four new shapes carrying the name Dick Swift, according to the manufacturer, Dick Swift Pipes of New York. The Chairman will have a sun-tan lustre, the Forest King a rich walnut tone, the Thorbred possesses a 14 kt. gold band and is also finished in walnut, and the Personal Selection, either in tan or virgin finish, which will climax the quality line.

The pipes will feature a para rubber bit shaped for tongue comfort.

## Sun Visor Pipe Rack is Novel Idea for Motorists

### Will Hold Three Pipes

For pipe smoking drivers the new Sun Visor Pipe rack is a natural. The rack fits snugly over the sun visor on automobiles and is made of a translucent material which holds the pipes firmly in place.

Literally all that is needed to secure a pipe while driving is a flick of the wrist, and the pipe is just as easy to replace after the smoke is finished.

The rack, which accommodates three pipes, will hold any shape or style of pipe, and at the same time allow proper draining. The Sun Visor Pipe Rack is

## Inside the Bowl

By CHIC WILLIAMS

Jumbo pipe cleaners possessing many colors is the latest creation. They are a product of the Barry Products Co. of Chicago. . . .

Saw a nice lot of Prince Edward pipes the other day. Remind me to buy one next time. They look like they're O.K. . . .

Heard a rumor that one of the nation's biggest pipe manufacturers will build a large plant soon on the Pacific Coast, and will eventually move all operations to that area. . . .


Art-Craft pipes now come with a one year guarantee. Sure do like their jumbos. Good buy for the money—or at any price, for that matter. . . .

Had a gander at the new Surrey pipes the other day. If you haven't seen them yet, make it a point to do so. You'll recognize them by the three dots on the shank. They're honeys. . . .

Don't complain if the prices of better pipes go up within the next few months. Imported briar besides being a bit scarce has gone up in cost along with labor, especially in England. Pipemakers there are getting 75% more than they did before the war. . . .

Hey, you Canadians. Your new Rogers pouches will no longer be imported from the states. They're making them in Canada now—factory at Toronto. . . .

That new lighter made by the Lite-O Company of New York is a good buy. In fact, I'd go so far as to say it's a bargain. . . .



so constructed as to prevent accidental loss, such as might occur upon getting in or out of a car, or breakage which is easily done if pipes are permitted to rest in glove compartments.

# They Actually Happen

## He Didn't Believe Such Tales Until He Had the Opportunity To Experience Them Personally

By HERB LOCKWOOD

THEY HAVE said such things actually happened, but I never believed it. Never that is, until one day I happened to be down at the corner pipe shop talking to Gus. He's young, about my age, married seven years, and just opened the pipe shop last fall.

I had known Gus since boyhood and was as proud as he was when he took over the new store. It was going pretty well.

We were just commenting on things in general when the phone rang. It was Gus' wife. She had fallen down and hurt her leg and wanted Gus to hurry home. He asked me if I'd watch the shop for a few minutes and I said I'd be glad to.

In about ten minutes he phoned me and said his wife had to be taken right to the hospital and could I look after the shop until he returned. I was sorry his wife had been hurt, but I was glad for the opportunity to see the inside workings of a pipe shop.

Shortly a man walked in and started looking around at the pipes on display. He spied one marked \$25. He examined it thoroughly, held it in his hand, looked at the stem, tried the draw, and pried me with questions.

I got along pretty well, and figured I was going to ring up a right nice sale for Gus. Then suddenly this fellow put the pipe back on the rack and quickly went to another part of the store where there were several small pipes lying loosely in a cardboard box. Plainly marked on the side was the price of \$1 each. He quickly picked one on top, flung a dollar bill at me and walked hurriedly from the store.

LATER THAT day two girls came in—college age I should guess, "We want a pipe," they said. Probably a birthday gift for a boy friend, I figured. They looked at every pipe in the store. Then the questions began: "Is that the

kind that doesn't bite the tongue?" I explained that it was usually the kind of tobacco that caused this.

"How do you clean it?" came next. I showed them how the bit came apart and how a pipe cleaner was used. They pointed to a very flashy style and asked the price. When I said \$3.50, they looked startled, then at each other, and said, "Haven't you some for less than that?" I replied that I had some for

\$2.50 and some for \$1, pointing to those in the cardboard box.

Their interest was at once aroused, and it looked like I had sold another \$1 pipe to make some fellow happy on his birthday.

Then suddenly one of the girls spied another pipe on the other side of the counter. "Oh, lookee," she exclaimed, "a pipe made of chalk."

"Don't be silly, Marie, that's meerschau, I know, because my daddy has one, or did." I was indeed sorry to interrupt their enthusiasm, but I informed them that those were clay pipes. "Gee, how silly. Who ever heard of that idea? Pipes of clay. They're probably expensive," and both girls turned to other items of interest.

"On the contrary," I said, "those pipes are quite inexpensive. They sell for 15c." Again, the girls exchanged glances and took a renewed interest in the clays.

As if they were conversing by mental telepathy, they both knew instantly it was one of those clays they wanted. In a moment one was selected, and they brought it to me to wrap up. Some

## PIPODDITIES

By George R. Flamm

Source of any item depicted sent on request.



poor boy friend, I thought, is in for an awful letdown.

"What is your best tobacco?" they inquired, and I showed them a very high grade English mixture. When I told them it cost 50c for the packet one girl giggled, "Huh, the tobacco costs more than the pipe. Can't we buy just a dime's worth?"

"Only thing I have is this," I said, holding up a small sack more in jest than anything else.

"O. K." said the girl, "we'll take it."

I wrapped the parcel, accepted their quarter in change, and the two happy girls started for the door. Just as they went through the portal I overheard one whisper to the other, "Hope it doesn't make us sick."

**T**HE ODDEST incident of all, I thought, happened just before closing time that night. I had been pretty busy and a little old wiry man strolled in puffing away on a pipe that surely hadn't cost more than a dollar. When it came his turn, I asked him what I could do for him, and he said he wanted to see a certain pipe he had seen advertised.

I wondered about this as the pipe was priced at \$17.50 and I didn't size him up at all as a man who would go for a pipe in that category.

But I showed it to him. He looked it all over without saying a word. Then he looked at me and said "I've always wanted a good pipe like this."

He kept turning it over in his hand. Then he took out the stem and looked inside. "What," he exclaimed, "a good pipe costing \$17.50 and not even a filter?"

Gus was back on the job next day. His job is an interesting one. Never a dull moment. I was glad for the chance to get to mingle with the people who come in a pipe shop during the day, and as I said, I wouldn't have believed it, but now I'll believe anything when it comes to pipe smokers.

## PIPE TESTING

[Begins on Page 141]

had condensing systems of one kind or another.

With the facilities of modern laboratories at their command, pipe manufacturers are able to constantly test and improve their pipes. Their ultimate goal is to create a pipe which will give a completely enjoyable smoke. Sir Walter Raleigh may have been the first to make a test on pipe smoke, but he definitely wasn't the last.

# INTERESTING ARTICLES are on the way IN COMING ISSUES

*Here is a partial list of articles which are scheduled to appear in coming months:*

- How to Color a Meerschaum
- Keeping Tobacco Moist
- Proper Reaming
- What is Smoke Blending?
- Selecting a Humidor
- Let's Talk About Stems
- The Story of Briar
- The Six Frankfurters
- Sutliff and No. 79
- What is Amber?
- How Meerschaums are Made
- The Calabash
- Tobacco Cuts
- What Was the Arcadia Mixture?
- Do the Blind Enjoy Smoking?



Bound Volumes of  
**PIPE LOVERS**  
for the year 1946

\$6 postpaid

## SUBSCRIBE TODAY

Be sure of receiving every copy as soon as it comes off the press

Rush this coupon NOW with your remittance

Pipe Lovers Magazine  
532 Pine Ave.  
Long Beach 2, Calif.

Date.....

Enclosed please find ..... for ..... year's subscription

to begin with the ..... issue. Send to

Name .....

Address .....

City ..... Zone ..... State .....

**2 Years - \$4.50**

**1 Year - 2.50**

New  Renewal

## PIPES REPAIRED

Your pipe deserves the best. Let experienced pipe makers repair your pipe. No obsolete, hand chisel hobby shop methods used. Bits are precision turned to fit from hard vulcanite rubber.

### 5 DAY SERVICE

Send for free illustrated catalog and price list.

## STEG

200 West Water Street Syracuse, N. Y.

## CLASSIFIED ADVERTISING

Ten cents per word—minimum \$2.  
Cash must accompany order

• **QUICK PIPE CAKE.** Neutral cream — Harmless—Tasteless—Breaks in new pipes without bite. Sweet cakes any pipe in three smokings. \$1.00 Enough for several pipes. KAKE-IT, Box 524, Studio City, California.

### PIPE MAKING

• **IMPORTED** Algerian briar, extra large \$1.00, large 75c. Hard rubber stems 25c. Stainless steel ferrules 25c. Rough pipes. Details upon request. J. P. CLYMER, 726 Lehigh Ave., Lancaster, Pa.

• **PIPE makers' supplies.** Pipe makers' manual, \$1.00. Briar blocks, stems and rough pipes. Free price list. HAROLD MANGUS, Route No. 3, Alliance, Ohio.

• **PIPES made to order.** You draw the design, I make the pipe. \$5.00 to \$7.50. Jumbo sizes slightly higher. Send your design today and ask for quotation. Stems repaired. J. H. BRADSHAW, 1124 Linden, Long Beach 2, California.

### FOR SALE

• **PIPE COLLECTORS.** Send name and address for free bulletins. Rare, unusual pipes for sale. THE PIPE AND POUCH, 902 Chapel Street, New Haven 10, Conn.

• **RARE** carved antique meerschaum and briar pipes. Send 35c for set of photographs. THE PIPE AND POUCH, 902 Chapel Street, New Haven 10, Conn.

### PIPE REPAIRING

• **LET us repair your pipes.** Precision workmanship guaranteed. Try us and be convinced. FRESNO PIPE REPAIR, 5041 Alta Ave., Fresno, California.

### WANTED

• **DUNHILL** Pipe Book, also, other books on pipes, smoking, etc. Also, pictures. Send price and condition. ROBERT JENSEN, Box 424, Moneta, California.

• **FOREIGN** or American Indian pipes in first class condition. Send photograph or drawing and state price. BOX 53, Pipe Lovers Magazine, 532 Pine Avenue, Long Beach 2, California.

• **I PAY \$1** for pictures of pipes to add to my collection. Any and all kinds and types of pictures considered. If you have a picture of an odd and interesting pipe, that's what I want. BOX 54, Pipe Lovers Magazine, 532 Pine Avenue, Long Beach 2, California.

## CORNCOB CITY

[Begins on page 135]

terest is the large, firm cob which finds a ready market by the pipe houses which have contracted for his entire supply.

Even the plant is large. The stalk is two inches in diameter and requires 120 days to mature instead of the usual 90. The corn is fed to livestock or sold to nearby grain mills where it often brings ten cents more than ordinary corn.

The farmer delivers the cobs to the factories and collects something like 90c a hundred for them. Thus, with top revenue from the better kernels and a profit from the cobs as well, the farmer may easily increase his income per acre as much as \$15.

Before the cobs can be worked, they have to dry for at least two years. Cobs smaller than one and three-fourths inches in diameter are not used in making pipes.

**WHEN A CORNCOB** is mentioned, most Americans think of a farmer's smoke. Perhaps a farmer was responsible for the discovery, but when it comes to downright smoking, the farmer is in the minority. Most of the pipes are sold in large cities such as New York, Philadelphia, Boston, Chicago, Los Angeles and Cleveland.

Many of the nation's best known men prefer a corncob. They like its sweet taste, the way it breaks in rapidly, and its low expense which permits them to discard one as soon as it wears out and then obtain a fresh one.

Douglas MarArthur is probably the best known corncob smoker in the world today. He is seldom without one, and he is often pictured with the six inch cob and the extra long stem.

Others who favor the Missouri product are Fiorello H. La Guardia of New York City, John J. Pershing, general of the first world war, former Ambassador to Japan Joseph C. Grew, and a host of others.

The pipe has made friends in foreign countries, too. The late Marshal Foch first learned of its features from American officers three decades ago, and enjoyed the ten cent models. Canadians as well as Europeans like the sweet rich taste of the corncob. But South America has not as yet taken to the Missouri masterpiece in any degree.

During the war pipes were in great demand by service men in far off places. Besides smoking, they served other uses, such as is noted in a letter received by a G. I. in the South Pacific:

"Please rush more pipes. I can trade

them for a pig or a couple of chickens. For two I can get a wife."

**A CORNCOB PIPE** doesn't carry a guarantee. For a dime or fifteen cents one can't expect everything. Cobs, like wood, will burn, and although no one has made any survey to determine the life of the average corncob, any guess from two to six weeks, depending of course upon how much it is smoked, will probably be pretty close.

But of course there are exceptions. Corncob pipes, if smoked slowly and allowed to thoroughly dry out between smokes, can, and do, last for months and even years. Like any pipe, one should have several and rotate them.

The corncob smoker has many styles to choose from. You probably never knew it, but the manufacturers publish catalogues of the styles they produce. One company has a twelve page catalogue which depicts 48 styles and shapes ranging in price from 10c for the "ordinary" cob pipe to 50c for the "virgin finish" special.

Thumbing through the catalogue one sees such styles as the Teddy No. 1, the No. 300, Columbia, Roxy, Golfer, Champ, Fifth Avenue, Bent, Radio, Meercob, Fuzzy Jim, and the Advertiser. The last three are rough with no plaster of Paris treatment being given.

Then there is the Old Crow, which has a long, curved rubber stem, and the Grandpa, with a 6 inch cob and a 22 inch double curved stem. Also there are small grandpas and fancy grandpas.

The usual styles are available, including the familiar bulldog, pot, billard, apple, Dublin, half bent, full bent, and so on. The extra special jobs contain a turned cob shank, whereas the cheaper styles use either reed or an inexpensive wood, the latter being necessary during the war when the Virginia reeds (from the Dismal Swamp) were not available. One style features a nickel spigot ferrule and rubber stem. Most bits are of a plastic material. One model contains a filter. The only style which does not seem to be found in the catalogue is one with a meerschaum lining! Perhaps next year . . .

Most smokers have at one time or another smoked a corncob, so any attempt to describe here the kind of a smoke given by a cob would, even if it were possible, be superfluous. It gives a good smoke while it lasts, though it won't last forever. But a smoker in Rockford, Illinois, recently, was a bit disappointed with the service given by

his Missouri Meerchaum. Returning his ten cent cob to the fatcory he wrote:

"You will see that this pipe you made hasn't held up so good. It is in pretty bad shape, and I have only been smoking it seven years."

### SMOKE STAYS COOL

[Begins on page 140]

The smoke may also be tasteless—it may be the invisible gasses which, besides containing the unwanted heat, also contain the fine taste and flavor which we all desire and enjoy.

If so, then the smoke might turn out to be odorless and tasteless, and to segregate it from these hot gasses would at the same time deprive us of all the fun and pleasure of smoking.

The heat which accompanies the smoke into the mouth can be reduced to a minimum by slow smoking. This does not reduce the character of the smoke. In fact, the smoke tastes better to most of us when it comes slowly, and not so fast that the fine flavor is all burned up.

Perhaps any separation of the heat from the smoke would not be relished by the majority. There is a certain comfort in the warmth afforded by a pipe. I do not care for water pipes for this reason, because the smoke is cold and sort of lifeless. There is a certain satisfaction to a warm smoke—not hot, but warm. The term "cool" when applied to pipe smoke is relative, and even a cool smoke is, in reality, quite warm. The one thing none of us want is a "hot smoke."

### ROCKS AND BRIAR

[Begins on page 143]

substances may be perfected, thus giving a straight grain and an excellent pipe. However, such soft living would no doubt render the texture of the wood too coarse and detract from its present fine texture, and that, after all, is the primary requisite of a good briar pipe. When that tough texture can be combined with beautiful grain, a rarity has been found, and the connoisseur has a show piece. So what might be gained one way with growing under ideal conditions, would be lost in another.

The ideal growing location for briar must remain on the rocky shores of the Mediterranean where the wind and storms play havoc with the struggling briar. The roots must fight for their right to live amid stones and other obstructions. This type of soil is hard on the pipemaker's knives, but it gives us the best kind of wood for pipes.

# MY PIPE AND I



By FRANK K. YOUNG

SOME TIME AGO, E. V. Durling, in his column *On the Side*, had this to say:

"Suppose you are scheduled to discuss an important deal with a man who is a pipe smoker. The thing for you to do is to get a pipe to smoke at that conference. If not, the pipe smoker will have an advantage, because before he can speak he has to remove the pipe from his mouth. This gives him time to weigh his words. He is not likely to say something he might regret later. Something that might affect the deal adversely from his angle. There are men who smoke pipes at conferences just for this reason."

Perhaps real pipe smokers may weigh their words well between puffs, and thus gain an advantage. But, with due respect to Mr. Durling, it seems to me that the man who *must* remove his pipe from his mouth before he speaks is a pretty poor pipe smoker. Surely, he is not a veteran, but only an amateur pipe smoker, at best. It has been my observation that the majority can speak as wisely and as distinctly around the stem of a pipe as from an empty mouth . . .

Why, there are men who can think like chain lightning, talk a blue streak, and spit against the wind, without once removing the pipe from the mouth. I know this to be true, for I have seen such men smoking their pipes as they worked and talked. It is my belief that those who remove the pipe before speaking, and weigh their words carefully, belong to the class of deliberate thinkers and careful doers—men who would be characteristically cautious in all matters, whether smoking a pipe or not . . .

William Brady, M. D., recently wrote in his syndicated health column: "There is no foundation for the notion that smoking tends to decrease weight in the great majority of instances. Only when serious pathological consequences

of excessive indulgence occur is the body weight likely to be reduced."

I include the above statements for the benefit of you thin men who, perhaps, may be worrying needlessly and wondering if smoking is making you "poor". On the other hand, have you ever heard any confirmed pipe smoker claim that smoking caused him to gain weight? Dr. Brady said something on the subject from this angle. What is your opinion? Have you ever heard of someone who smoked a pound and gained a pound?

From an old book of reference, "The Standard Dictionary of Facts," I gleaned the following little gem: "Tobacco is sometimes adulterated or mixed with sugar and treacle, aloes, liquorice, oil, alum, etc., and such leaves as rhubarb, chicory, cabbage, burdock, coltsfoot, besides excess salt and water . . ."

Now, I believe I know why the last batch of tobacco I smoked left me suffering from that peculiar condition known as "Smoker's Tongue!" It could have come from the alum, the chicory, the cabbage, the burdock, or a combination of all four adulterous ingredients.

I recall the case of an aged man who ran amok and killed his wife with an axe. There seemed to be no plausible motive for the crime. But an investigator learned the old man had the habit, while walking through his fields, of slowing the burning qualities of his tobacco by mixing in green leaves plucked from weeds. The investigator advanced the theory that some of the leaves thus used could have been plucked from a wild Marijuana plant, and that the action of the unaccustomed drug could have caused the user to become temporarily deranged.

It only goes to show that there is, apparently, a limit to the nature and the variety of adulterants one can safely mix with his tobacco.



# The Collector's Page

*is a regular feature of Pipe Lovers Magazine*

**T**HE ONLY PLACE in the world where the pipe collector may regularly find information of interest to his avocation is the Collector's Page in this magazine.

For years, men like Mr. E. T. Friedrich of Seattle, Washington, shown above with his famous collection, searched in vain for information on pipes. Many looked forward to the day when a magazine devoted to their interests would exist.

Their hope has at last been realized. PIPE LOVERS brings the pipe collector a special page each month which discusses odd pipes, rare pipes, expensive and unusual pipes.

Additional articles throughout the rest of the magazine often discuss topics of interest to the pipe collector as well.

Famous collections are illustrated and described. Interesting stories in connection with pipes and their owners are pre-

sented. How to collect pipes, what to look for, what to avoid, are hints which are aimed to help pipe collectors obtain more enjoyment from their fascinating avocation.

The Collector's Page is interesting for the non-collector as well. Pictures of pipes attract any man who likes pipes, even though he may not be a collector. Articles and information presented in past issues have helped many readers to learn more about pipes in their own collection.

If you are a pipe collector, you can't afford to be without this information each month. For only \$2.50 a year you receive 12 full issues devoted exclusively to your hobby—pipes. Many times one issue, or possibly just one article, has been worth that much alone.

PIPE LOVERS is the only monthly magazine devoted exclusively to the subject of pipes. It is for men like you.

If you have a friend who is a pipe collector, send us his name and address and we'll mail him a sample copy in order that he may get acquainted with the Collector's Page.

One Year 2.50  
Two Years 4.50

**SUBSCRIBE TODAY**

**PIPE LOVERS**

THE MAGAZINE FOR MEN

WHO ENJOY A PIPE

532 Pine Avenue

Long Beach 12, Calif.