

# PIPE LOVERS

THE MAGAZINE FOR MEN



WHO ENJOY A PIPE

25c

March, 1948



**This Issue:** Domestic Briar Pipe 200 Years Old ♦ Pipestone Quarry ♦ Famous Fischers



**STYLED FOR YOU**  
by the World's foremost pipe designer  
**ROBERTSON SCULPTORS**



**Grizzly**  
Small \$10.00  
Large 15.00



**Buffalo**  
Large 15.00  
Small \$10.00



**Moose**  
Small \$10.00  
Large 15.00

Hand carved by Thayne Robertson from live models. No other pipe can match these. The biggest bargain in imported carved pipes today.

ORDER DIRECT

house of Robertson

WORLD'S EXCLUSIVE  
PIPE AND TOBACCO HOUSE  
203 NORTH 9TH STREET  
BOISE, IDAHO

**THIS IS NO PIPE DREAM**



**The RANGER REAMER**

REMOVES CARBON CAKE  
EFFICIENTLY—ACCURATELY  
without injuring the pipe bowl.

Discriminating pipe smokers like the Ranger Reamer's patented floating feature that allows for adjustment to any bowl size. Carbon is removed by gentle stages, leaving pipe in a prime, healthful condition. If C. O. D., pay postman for postage. Send check or money order to:

\$2.50  
POSTPAID

L. L. KRASNY & CO.

1850 East 18th St. Cleveland 14, Ohio

**PIPE LOVERS  
IS ON SALE  
AT ALL  
LEADING  
PIPE SHOPS**



# Questions and ANSWERS

By **KEN BROWN**

If you have any question concerning pipes, tobaccos, or related subjects, Mr. Brown will be glad to answer them for you. Write to him in care of this magazine. Be sure to enclose a self addressed stamped envelop for your reply.

**Q. Is it true that corn cob pipes are all made by hand? How can they do all this by hand for only a few cents?—E. L., South Bend, Ind.**

A. Yes, it is true that corn cob pipes are all hand made. The job is not necessarily a long or lengthy one, but mass production by machinery cannot be used since the cobs do not run uniform in size and shape. The cobs are unusually large, yet only an average of 150 pipes are made from each 100 cobs.

**Q. I prefer a light, natural finish to my pipes and often purchase dark or stained pipes because the certain shape or style I want is not available. Then I proceed to remove the stain and re-wax the pipe myself in a natural wood finish. I have been inclined to feel that the smoking quality is affected somewhere in the process and wonder if I could be harming the pipe without knowing it.—D. S. E., Madison, Wisc.**

A. What you have described should not harm any pipe, unless perhaps you are using some strong penetrating acid or other substance in removing the finish. It is also possible you are not using a pure wax.

To make sure that you are not harming your pipes, I suggest you smoke the new pipe several times first until you become acquainted with its taste and flavor. Then you can do the refinishing job after which time you will be able to tell whether or not any damage has been done.

**Q. How does the "square" shank differ from the "diamond" shank?—L. T. R., Ft. Worth, Texas.**

A. As far as measurements are concerned, they are identical, since each has four sides of equal width. The real difference comes in the way in which they appear on the pipe. The "square" has a top side and a bottom side with two perpendicular sides, whereas the "diamond" looks like the letter A on top of the letter V.

In other words, the "diamond" is

the same as the "square" except that it has been given a 45 degree turn to one side. The "diamond" is used in the bulldog style, whereas the "square," not as common, is seen in some types of the poker and other special shapes.

**Q. Some years ago I heard or read about the foot of a bird that was once used for a pipe. Do you have any further information on this that you could send me?—T. E., Pittsburgh, Penna.**

A. The natives of Malay and other Asiatic countries once employed the foot of the emu, a large ostrich-like bird, for pipe purposes. The thigh of the foot served as the shank, with a mouthpiece stuck in the "knee" end, and the bowl delicately fixed to the "ankle" end.

Just how they bored the necessary hole down the leg of the bird is a mystery not explained. Pritchett illustrates the odd pipe in his book "Smokiana."

**Q. I have been told that a pocket water pipe has just been invented and placed on sale in New York. Can you tell me more about it and where I might obtain one?—S. W., Alameda, Calif.**

A. I have not heard of the pipe you mention, although I have often wondered why such a pipe had never been made like this. If any of our readers do know of the pipe in question, I should like to be advised of it so that I can pass the information along to this reader.

**Q. I have noticed pipes marked down in price because of "flaws." What are flaws and what do they do to the pipe?—K. B., Detroit, Mich.**

A. A flaw is a very small nick or other imperfection in the surface of the pipe, made not by man but by natural causes when the wood was growing. On the inside of the bowl such flaws are often the point where a burn out can begin. On the outside of the bowl they do not harm the smoking quality of the pipe in any way, but do detract from the beauty of the pipe.



# KAYWOODIE REMEMBERS WHEN—

The Kaywoodie organization was 18 years old when the clipper "Glory of the Seas" was launched at Donald McKay's Boston shipyard, pictured here. Kaywoodie briar is seasoned according to formulas proven by 96 years, to provide smoking enjoyment. It is selected by our own experienced men with life-long knowledge. Kaywoodie's Synchro-Stem "drinkless" fitment has proven to be the best that pipe-smokers ever had. For fullest enjoyment of smoking, get Kaywoodie. Kaywoodie Company, New York and London, 630 Fifth Avenue, New York 20. Pocket size instruction book on request.


All Kaywoodie Pipes are available in a variety of shapes. Drinkless Kaywoodie \$3.50, Super-Grain \$5, Relief-Grain (rough) \$7.50, Flame-Grain \$10, Silhouette (rough) \$10, Meerschaum-Lined \$12.50, Connoisseur \$15, "Ninety-Fiver" \$20, Centennial \$25.

© 1947

"Silhouette" Kaywoodie, \$10. New Shape No. 59. "Silhouettes," rough-surface, light-weight pipes, come in other shapes also, \$10. Initials may be cut in solid band at jeweler's. Solid band is in "Silhouettes," "Ninety-Fiver" \$20, and Centennial Kaywoodies \$25, only. Always look for Cloverleaf trade mark and name Kaywoodie on pipe.



"Kaywoodie Briar" means briar imported by us, selected to meet our exacting requirements, and seasoned by our processes for Kaywoodie Pipes.



"KAYWOODIE REMEMBERS WHEN" . . . When America's clippers ruled the seas, the Kaywoodie organization was importing the finest Mediterranean briar, making the best-smoking pipes. The clipper ships are gone, but the Kaywoodie organization has grown, and Kaywoodies are the world's No. 1 pipe today. (Photo 1869, from Peabody Museum, Salem, Mass.)



★ Birthday . . . .

★ Anniversary . .

★ Special Event .

No matter what the occasion, if he smokes a pipe, a year's subscription to PIPE LOVERS is one gift that he'll appreciate . . . .



We'll gladly send a gift card when requested.

Send name and address today, and include the name you wish to appear on the gift card—we'll do the rest. Or, if you prefer to give the card in person, say so and we'll send the card direct to you.

Only \$2.50 per year

"A Gift He'll Remember"



THE MAGAZINE FOR MEN WHO ENJOY A PIPE

532 Pine Ave.

Long Beach 12, Calif.

# PIPE LOVERS

THE MAGAZINE FOR MEN

WHO ENJOY A PIPE



Dedicated to the Interests of Over 20,000,000 Pipe Smokers

## THE NATIONAL PIPE MAGAZINE

Vol. 111 — No. 3

March, 1948

### CONTENTS

#### General Articles

<b>Are You Average?</b> . . . . .	<b>Martin Demerest</b>	<b>71</b>
<i>Pipe smokers of all ages have definite preferences</i>		
<b>Domestic Briar</b> . . . . .	<b>James Morrison</b>	<b>72</b>
<i>From the mountains of Carolina comes this pipe wood</i>		
<b>Pipestone Quarry</b> . . . . .	<b>A. C. Weldon</b>	<b>74</b>
<i>From this one spot on earth comes the famous pipe stone</i>		
<b>The Pipe 200 Years Old</b> . . . . .	<b>Robert Lacy</b>	<b>76</b>
<i>Which proves you can't believe all you are told</i>		
<b>Two-Man Pipe Club</b> . . . . .	<b>Dr. J. C. Knowlton</b>	<b>77</b>
<i>You don't need a hundred men to get fun out of talking pipes</i>		
<b>The Famous Fischers</b> . . . . .	<b>J. Harte</b>	<b>78</b>
<i>This well known family has been making pipes for seven generations</i>		

#### Departments

<b>Blends and Blending</b> . . . . .	<b>George Alpert</b>	<b>90</b>
<b>Blowing Smoke Rings with the Editor</b> . . . . .		<b>70</b>
<b>Collector's Page—Emperor's Pipes</b> . . . . .	<b>George Leighton</b>	<b>80</b>
<b>Pipe Clubs</b> . . . . .		<b>88</b>
<b>Pipecraft</b> . . . . .		<b>84</b>
<b>Pipelines</b> . . . . .		<b>69</b>
<b>Pro and Con</b> . . . . .		<b>86</b>
<b>Pipoddities</b> . . . . .	<b>George R. Flamm</b>	<b>92</b>
<b>Questions and Answers</b> . . . . .	<b>Ken Brown</b>	<b>66</b>
<b>What's New</b> . . . . .		<b>82</b>

Cover—Sidney Terrell is smoking his Napoleon meerschaum. The pipe is featured in the article on page 76 of this month's issue.

Editor and Publisher **George W. Cushman**

Associate Editors **Ken Brown**  
**Richard L. Gordon**  
**Hal E. Heintzelman**  
**James Morrison**

Representatives  
New York - **George T. Hopewell**  
101 Park Avenue  
Lexington 2-3783

Art Editor . . . . . *BOB BARVES*

Pipe Lovers Magazine is published monthly by Cushman Publications, editorial and business offices located at 532 Pine Avenue, Long Beach 12, California. George W. Cushman, owner and Publisher. Entered as second-class matter January 21, 1946, at the post office at Long Beach, California, under the Act of March 3, 1879.

Entire contents copyright 1948. No material may be reprinted either in whole or in part without special permission, unless the source is given.

Ideas and opinions expressed in signed articles do not necessarily represent those of the magazine. Subscription rates: To addresses in U. S. A. and possessions, \$2.50 per year, two years \$4.50; foreign countries including Canada and Mexico, \$3.50, two years \$6.50, single copies 25c, foreign 35c. Back issues the same. All subscriptions are payable in advance and should be sent to Pipe Lovers Magazine, 532 Pine Avenue, Long Beach 12, California. Report change of mailing address promptly giving both old and new address. Allow two weeks for change to take effect.

Advertising rates and requirements sent upon application. Publisher reserves the right to ask to see samples of products advertised and to request references from new advertisers.

Manuscripts and photographs submitted for editorial consideration must be accompanied by return postage. Publisher cannot assume responsibility for unsolicited manuscripts.



# PIPE LINES...

## Never Again

DEAR SIR:

I am always taking the advice of friends and relatives on everything under the sun, and pipes is no exception. But where they're concerned—*never again*.

My uncle, who knows all about pipe lore (according to him), gave me what he said was a super duper tobacco mixture for Christmas. He mixed it, he said, and it was really out of this world.

I tried a pipeful, but one was enough. It was potent stuff and not too nice smelling either. For a moment I thought I would be out of this world.

The flavor of the stuff won't leave my pipe. In other words, I've learned my lesson. When it comes to concoctions mixed up by relatives—*never again*.

D. L. THOMAS  
Spokane, Washington.

## Sherlock Holmes

DEAR SIR:

The trade mark of Sherlock Holmes, aside from his loud check coat and his deer stalker cap, is a pipe with a curved stem. I have long been interested in Dr. Watson, and in my youth saw William Gillette many times in his famous role.

I cannot recall ever seeing him use anything but a straight stem pipe, however. In fact Sidney Paget, whose drawings of this character are world famous, invariably shows him with a pipe with straight stem. I can't for the life of me figure out why the switch.

LEE PARVIN,  
Los Angeles, Calif.

## Silver Inlay

DEAR SIR:

As an interested reader of your magazine, I have tried in vain to find some concern who does silver lettering inlay work on good briar pipes. I've seen some beautiful work of this kind done on briar pipes in the past, and have some that I want done, but I cannot find the name of any concern who does this kind of work. Can you help me?

ANDREW REID,  
P. O. Box 267,  
Anaheim, Calif.

## Old Pipe

DEAR SIR:

I have a very old meerschaum pipe which must be of more value to someone else than it is to me. Do you know of anyone who might like to buy it? On the inside of the case are the words: "Arrakted Finest Quality Meerschaum."

CALVIN A. CANTWELL,  
1606 W. Main St.,  
Ft. Wayne, Ind.

Collectors interested in Mr. Cantwell's pipe should write him direct.—ED.



It's carefully aged and blended, smokes cool and lasting, has a delightful aroma, and does not bite the tongue. Try a pipeful today—then you'll see why Brown Crock is truly "the smoke of the stars."

Available at present in one-half pound cartons only.

Shipped anywhere in the United States upon receipt of your check or money order for \$1.45, which includes postage, insurance and handling charges.

All Mail Orders Filled Same Day Received

HOLLYWOOD PIPE SHOP

1641 No. Cahuenga Blvd.

Hollywood 28, California

## HAD ENOUGH?

WET HEELS, SOAKED SHANKS AND RANCID PIPES ARE THE BANE OF PIPE SMOKING. IF YOU ARE DUBIOUS OF NEW THINGS, YOU ARE IN A RUT. BE PROGRESSIVE! BE INQUISITIVE! SEND POSTAL CARD WITH YOUR NAME AND ADDRESS FOR LEAFLET ABOUT PIPE SMOKING TO

KULD-SAC PIPES

3892 N. Dungan Street

Philadelphia 24, Pa.

**HILL'S SPIRAL PIPE SCREENS**  
7 screens  
**\$1.00**  
Improve your smoke or money refunded,  
Adjustable, - Removable



No Wet Heels, No Clogged Stems

FOR A BETTER SMOKE USE A SPIRAL  
The World's Most Practical Pipe Screen  
1551 OCEAN AVE. - SAN FRANCISCO 12, CALIF.

**HEINE'S BLEND**  
A PERFECT PIPEFUL EVERY TIME



**Fragrant PIPE TOBACCO**  
SUTLIFF TOBACCO CO., 45 Fremont, S. F., Calif.  
HEINE'S TOBACCO CO., Massillon, Ohio



It's **NEW**

it's **DIFFERENT!**

**BREAKER**

Aromatic  
SMOKING  
MIXTURE

BY MAIL  
1 lb. Can  
\$2.00

**BREAKER**  
aromatic  
smoking mixture

FRESH FROM BLENDER TO YOU

A blend designed and processed to bring out the natural flavor of each tobacco, produced by master tobacco blenders after years of research and testing.

TRUE TOBACCO FLAVOR  
MILD, PLEASING AROMA

TOBACCO BLENDING CORP.  
LOUISVILLE 1, KENTUCKY

**"SEYMOUR ORIGINALS"**

**SUPERB PIPES HAND-MADE FOR CONNOISSEURS AND COLLECTORS**

Each is a distinguished hand-made original combining unexcelled good looks and smoking flavor—and made in any size and design desired out of only the choicest of aged, imported briar. . . . Each is a masterpiece of the sculptor's art and is registered and fully guaranteed. . . . Only a limited clientele can be served . . . so write NOW for literature and complete information.

**ALLISON J. SEYMOUR  
& ASSOCIATES**

Studio A, Valley City, North Dakota

**MAKE YOUR OWN PIPES**

Top Quality Imported Italian Briar Blocks, 50c  
Pipes Repaired—Bits to fit, \$1.00  
All makes pipes repaired by master craftsmen  
Tobaccos blended to individual formulas  
at popular prices

Mail postpaid to

**OXFORD PIPE SHOP**

142 E. 42nd Street

New York, N. Y.

A HONEY OF A TOBACCO!

**COOKIE  
JAR**

R. R. TOBIN TOBACCO CO.  
406 Woodbridge Ave.  
DETROIT 26, MICHIGAN



**B**OOK REVIEWS, movie reviews, and now it has been suggested that there be *pipe reviews*. We don't mean to be facetious with that remark, although we will admit it does have a tendency to sound a bit odd.

But that suggestion has come to us, not once, but several times during the past few months from readers who often hear about new pipes on the "What's New" page and would perhaps like to buy one if they could know something more about it.

"Why don't your editors give a "pipe review" the same as a book or a movie review, in which you would analyze the pipe and tell us all about it so that we can better judge if we would like to buy one." A title for the best one such as "Pipe of the Month" has been suggested.

Well, whenever a large enough group of you readers suggest something to us which would help you, we give it our serious consideration. Since this idea of a pipe review has been suggested numerous times, we have debated its possibilities.

**W**E CANNOT quite see how a pipe could be reviewed—for many reasons. First, a pipe is unlike a book or a movie. If you read a certain book or see a certain movie, it is exactly the same in your town as it is in ours. In other words, each showing of the movie, or each printing of the book is identical with all others. A review of any of these, is, therefore, of value to anyone anywhere.

But when it comes to pipes, the pipe manufacturer may make ten identical pipes as far as he is concerned, and yet all of them are different. Why? Because pipes are made of wood, and nature prefers not to grow two pieces of wood exactly alike.

To point this out more clearly, suppose we were to take one of these

ten pipes and "review" it. We could give a general description of the pipe, the quality of the workmanship, the type of finish it had, and some technical data as to its construction.

Now we come to describing the briar, and of course the grain of the wood—the quality of the wood in all ten is different. Which one shall we review? In fact, if the manufacturer made a half million of these pipes, they would all be different. We select a good one and attempt to "review" it.

Perhaps it is better grained than the average of the lot. We can't find the slightest flaw anywhere. Yet perhaps the manufacturer used a poor quality of briar in this pipe and most of the pipes are not too good. Our review would be very poor.

**W**E WOULD really have to smoke the pipe a while to see if it was a sweet smoking pipe. Perhaps in our opinion it wasn't, whereas you might think it was. Or, perhaps the pipe we got for review happened to come from the heart of an exceptionally well cured piece of briar and we raved unduly about it. But another of the pipes was made from a small, young burl and it simply was not a good piece of wood. If you happened to buy such a pipe, you would say our review was worthless.

A good piece of briar is said to improve with the years. Should we smoke the pipe for several years in order to make sure our review is correct,—that the pipe is of wood that will grow richer with the passage of time?

Then, last of all, the matter of opinion enters in. What we might like in a pipe you might not care for at all, so whatever we might say would not set right with you. It might be a helpful idea, if it could be made to work, but for these reasons we don't think it would prove very practical.



# Are You Average?

## Dealers and Manufacturers Plus Results of Surveys Reveal a More or Less General Pattern of Likes and Dislikes by Pipe Smokers from Eighteen to Eighty

By **MARTIN DEMEREST**

**A**NY ATTEMPT to draw a word picture of a typical pipe smoker can be only approximate, for it is difficult to find "the average man," but from countless surveys throughout the country, talks with pipe dealers, salesmen, and pipe manufacturers, it is possible to get some sort of a "picture" as to just what an average pipe smoker is like.

First of all, as to age: Pipe smokers are of all ages, from 18 to 80, and their likes and dislikes appear to change with the years. It might be best, then, to discuss this subject in relation to age groups.

If your age is from 18 to 25, you prefer a light weight pipe, generally of the billiard type, although you will go for odd shapes "by spurts." Your limited pocket book prevents you from buying as many pipes as you would like to buy, and your pipe rack contains four to five good ones.

Your tobacco is your greatest problem. You continually switch from one to another in an attempt to find THE tobacco. Your preference is a light aromatic, and you purchase inexpensive, well advertised brands.

**I**F YOU are in the 25 to 40 age group you prefer a pipe of a well known make. You like some shapes better than others, such as a bulldog to a Dublin, or vice versa. Although you may have a preferred shape, it isn't standard with all smokers your age, and it is generally not the billiard type.

Preferences are the bulldog, the bull moose, and some of the massive hand carved varieties.

You prefer a virgin finish to all others, although a French finish or a plum finish tempts you often. You are now willing to pay more for your pipes than when you were younger, not only because you have more money to spend on your pipes, but because you have at last come to realize that a good pipe will cost you more money. In your earlier days you considered \$2 top price to pay for a pipe, but now you do not hesitate to pay five.

You get some pipes as presents, but those you smoke the most are those you select yourself. You don't buy pipes regularly, but in spurts, perhaps none for three or four months, and then you will buy two or three at one time.

**Y**OUR TOBACCO problem is more stable. You have settled down to a few blends which you smoke all the time. You buy them by the half pound, sometimes by the pound, although you will buy a two ounce package of a new blend when recommended by a friend, however. Generally, you don't feel it is as good as the pet few you have already discovered.

If you are in the 40 to 60 age group, you don't buy so many pipes, but when you do, you buy one that you feel sure will give you many years of good service. You are willing to pay any price for it, if you are sure it is what you want. Nine times out of ten you buy

the same brand as one which has given you satisfaction in the past.

A large billiard with thick walls suits you fine. You prefer a smooth finish, and if there are any metal fitments in the pipe you discard them. You will smoke other conservative shapes, but nothing new or radical.

Your tobacco is a full flavored, rich tobacco, not strong and not too mild. A few of you prefer a light aromatic, but the majority prefers a non aromatic.

**T**HOSE OVER 60 usually have a great number of pipes they enjoy as old friends, but only a few are smoked. You have settled down to one shape, usually the billiard, and you prefer it to all others. You don't take as good care of your pipes as you did, although you are careful to see that they don't burn out.

You smoke continually, and enough pipes are given you so that you seldom buy one. But few pipes given you are satisfactory, so you have to buy some yourself. You always select pipes similar to those you already have and that have proven themselves in the past.

You stick fanatically to your favorite brand of tobacco, and although you may try a new pipeful if offered by a friend, you'll generally knock it out of your pipe when his back is turned. You prefer a non-aromatic brand, and you really enjoy it.

You're convinced a pipe is your best friend, and its place in your everyday life is an important one.





Left, comparative size of the Carolina briar burls is shown after being removed from the ground. Right, they are then covered with sugar cane stalks and watered in order to prevent their drying out before they are sawed into small blocks.

# Domestic Briar

The Mountain Regions of Carolina Provide This Pipe Wood Which Several Experts Say Is Equally as Good as Mediterranean Briar

By JAMES MORRISON

**T**HE AVERAGE pipe smoker, if asked to define the term "domestic briar", would generally reply that it was some sort of briar grown

here in this country and used to some extent for pipe making, but other than that he could not add a great deal.

That much is exactly right, for do-


mestic briar is, strictly speaking, any briar grown in this country.

But from here on that definition seems to go off on a tangent.

The slabs are cut into the small individual blocks required for the manufacture of pipes. After this they are placed in large barrels or vats and boiled under steam pressure for from 24 to 36 hours to remove the natural sap.







When first brought in from the fields the briar burls are stored in huge sheds (left) until such time as they are cleaned and sent to a large room (right) where they are first cut into huge uniform slabs by these circular 32 inch power saws.

With the discovery of briar burls for pipe making in the Mediterranean region slightly more than a century ago, pipe smokers the world around have believed no wood approached the tree heath when it came to the smoking quality of a pipe.

Numerous other woods have been used before and since, but the briar which grows in this Southern European sector has remained the favorite. Attempts to grow this wood elsewhere in the world have been successful to a degree, but growing conditions differ in each locality, and pipe smokers seem to have a preference for Mediterranean briar.

Assuming that the same trees were grown in this country, they would be briar, but could never possess the term "imported briar," except, of course, in another country, in which instance they could correctly be termed "imported briar."

In this country, any such wood used

for pipe manufacture can not be termed "imported" and for want of a better name has been loosely called "domestic briar."

**I**TS QUALITY as a wood for smoking pipes is based entirely upon its ability to give a good smoke. As far as the smoker is concerned nothing else about the wood matters. Whether or not it actually does give comparable smoking quality to the Mediterranean wood is a long standing argument which may never be settled. It appears that actually it is a matter of opinion, for there are many pipe experts who say that few veteran and experienced pipe smokers can tell the difference, especially when the home grown wood has been correctly seasoned, cut, and made into a pipe.

There are several kinds of briar grown in this country, but that which appears to lead in actual use comes from the

mountainous regions of North Carolina and vicinity.

The type of briar grown here is chiefly of two kinds, kalmia (*Kalmia latifolia*) sometimes called mountain laurel, and rhododendron, (*Rhododendron maxima*) known generally by that name.

Both of these burl producing shrubs are of the same botanical heath tree family as that native to the Mediterranean sector. The difference, if any, between the European and American variety is due entirely to climatic conditions.

In some sections of North Carolina these two woods grow quite abundantly. They are found almost exclusively in the mountain ranges at a high altitude where their struggle for existence is a tough one. This makes the wood tough and fine grained—a requisite of good pipe making.

(Continued on Page 92)

Finally the briar blocks are sorted and graded according to size and quality. They are then placed on large drying shelves where a uniform circulation of air leaves them in just the proper condition for the manufacturing operations.







Indians still make annual pilgrimages to the famous pipestone quarries at Pipestone, Minnesota. The red rock, now as for many centuries, is used in making their famous Calumet and other smoking pipes and has long been the Red Man's favorite.

# Pipestone Quarry

For Centuries the Indian has Come to This  
Sacred Spot to Obtain the Famous Red Stone  
That he Uses in Making his Smoking Pipes

By A. C. WELDON

*(Illustrations courtesy of the Minnesota Division of Publicity)*

**B**USY MOTORISTS today speed northward on U. S. Highway 75 in the extreme southwest corner of the state of Minnesota little realizing that as they do so they are passing near an Indian stone quarry famous the world over.

Located just a few miles from the South Dakota border is this well known site which for years has served as the principal source of stone used by the

Indians in making their famous peace pipes.

The territory abounds with legend and Indian lore which goes back an untold number of centuries, for no one knows just how many years the Indian has considered this famous spot a sacred one.

Pipestone, now a thriving little Minnesota city of some 4000 population, is named for the famous stone which the Red Man has used for ages.

While he always fought to hold that which he rightly claimed was his own, and while white settlers were killed, scalped, and warring tribes continually attacked, there was one place which was held sacred. Here truce always prevailed while the representatives of various Indian tribes gathered under the benediction of the Great Spirit and proceeded to quarry the soft stone which they would later make into pipes.

According to the Indian version, it



was believed that the rock was actually the hardened flesh of their fathers.

Here, along the stream known as the Pipestone, its beautiful precipice and cataract unmarred by the white marauders, still may be seen the tracks of giant birds which once rested on the ledge of Red Rock on the edge of the Coteau des Praries. It was here that the Great Spirit is said to have hatched from an egg in a clap of thunder, the first man, according to legend, from whom all succeeding tribes of Red Men originated. It was this sacred spot, his Garden of Eden, that the Indian most jealously guarded.

**H**ISTORY DOES not reveal that the spot had ever been seen by white man prior to 1836. In that year George Catlin, famous Pennsylvania artist and student of the American Indian came west in search of additional information on these primitive folk.

Near the present site of St. Peter, Catlin and his guide were met by a band of Sioux Indians who warned them that white men were not permitted to trespass on their sacred ground, and that to proceed further would endanger their lives.

They pleaded that the red stone was a part of their flesh, and that it would be sacrilegious for white man to touch

**Usually only the pipe bowl is made of pipestone, the long shank being made of reed, wood, cane, or similar substance.**



**The red stone is found in layers and is chipped away as needed. It has a smooth glazed appearance and when finished into a pipe makes a most attractive object.**

it or take it away.

However, the one time Pennsylvania lawyer pressed on in quest of additional information and subject matter for his Indian paintings. Upon his arrival he took out his notebook and wrote: "The rock upon which I sit to write is the summit of a precipice 30 feet high, extending two miles in length and much of the way polished as if a liquid glazing had been poured over its surface. Impressed deeply in the solid rock are the foot-steps of the Great Spirit, where he once stood.

"A few yards from us leaps a beautiful little stream from the top of the precipice into a deep basin below, and on the surface of the rocks are various marks and their sculptured hieroglyphics, their wakens, totems and medicines."

What impressed Catlin the most was the tremendous importance the Indians

placed on the stone and its preservation. He learned that Indians from miles around made periodic treks to the quarry to obtain pieces of the stone which they would later make into pipes.

In reporting his findings later he was at a loss to correctly classify the stone, since it was unlike any other rock formation known up to that time. Thus, after its white discoverer, it became known as Catlinite and is so called to this day.

**T**HREE YEARS later a party of six explorers under the command of Jos. N. Nicollet and sponsored by the U. S. Government, visited the pipestone quarry in order to obtain additional data to that previously reported by Catlin.

They camped three days near one edge of the quarry, and their stay was marked by the carvings of their initials in the rocks on an upper ledge. This spot has since been marked with a bronze tablet, placed there by the Daughters of the American Revolution.

The Nicollet Expedition learned that according to Indian legend the various tribes fought bitterly to avenge their supposed wrongs, until their blood flowed so freely that it mixed with the waters of the Pipestone and colored the rocks over which it flowed.

The Great Spirit was angered by the warring of his peoples and he therefore called all the nations of the earth to-

*(Continued on Page 91)*





When this picture first appeared in the author's home town paper its description brought many criticisms from readers. Even so, the pipe is the pride of its owner.

# The Pipe 200 Years Old

This Collector Learned that  
You Can't Always Believe the  
Stories You Hear About Pipes

By ROBERT LACY

**H**OW GOOD a detective are you? Do you enjoy finding errors here and there, clues which indicate all is not as it should be? If so, here is a little test to see if you are up on your pipes—and your knowledge of world history.

Sid Terrell, recently discharged army engineer and enthusiastic pipe collector brought home a number of interesting pipes with him. His local paper ran the following account soon after he returned. In the newspaper account is a glowing error. See if you can catch it:

"Although Mr. Terrell's collec-

tion does not contain a large number of pieces, what it lacks in quantity is more than off-set in quality.

"One of his favorite pipes is his Napoleon meerschaum. This handsome pipe weighs eleven ounces and is beautifully carved in the likeness of the famous French leader. Terrell obtained the pipe from a collection in Liege, Belgium, during his service overseas, and it is estimated to be 200 years old.

"It has been owned in turn by German, French, Austrian and Belgian collectors. The present owner recently refused \$500 for it."

A couple of days after this article appeared in the paper a large number of readers wrote to the editor of the paper and pointed out the obvious error. They were not necessarily pipe collectors, but they spotted the discrepancy. Read it again if necessary.

Terrell says the Napoleon pipe is the finest piece of meerschaum carving he has ever seen. The face itself is very lifelike and shows the strength of character and the determined will of the famous man it represents. It has received excellent care from its many owners, and the coloring is a work of art. The lower, shoulder sections have turned a deep yellow, whereas the face and hat portions are still quite white, giving the pipe a most realistic appearance.

**S**URELY you have had enough time now to match your wits with the many newspaper readers who wrote in to point out the error. If not, read the passage once more and study the picture here as well as on this month's cover.

In case you haven't seen anything out of the ordinary, it is this: The day after the article appeared many persons wrote in to say that the pipe couldn't possibly be 200 years old because Napoleon himself was born in 1769, therefore he was unknown 200 years ago. He didn't really become a national figure until about 1800, and it was no doubt some time after that before he was famous enough to merit having his face sculptored by a pipe carver.

Therefore, the pipe could not have been made until sometime after 1800, and it can't possibly be more than 150 years old.

If it were intended that this little story have a moral, the moral is indeed evident. Just because a man sells you a pipe which he claims is a certain age doesn't make it so. You can't believe all you hear, especially when it comes to the age of a pipe. Many times a valuable old meerschaum has been passed on to another collector with the information that it is of a certain age. Then, studying his new acquisition carefully the owner notes the manufacturer's trademark somewhere on the pipe and recalls the company did not exist at the time the pipe was supposed to have been made.

It isn't always that easy, but with this Napoleon pipe, even a school child should know that it couldn't possibly be more than 150 years old. But it slipped past the new owner, it slipped past the newspaper reporter who wrote it up, and it slipped past the editor who approved the story and sent it to press. Did it slip past you?



# Two Man Pipe Club

## This Pair Found You Don't Need A Hundred Men in Order to Get Fun Out of Talking About Pipes

By DR. J. C. KNOWLTON

**C**ONTINUALLY I hear of pipe clubs worrying about their membership, and wondering how they can add a lot of new men to the group. How many men does such an organization need, anyway?

My answer to that would be from two on up, and I speak from experience.

Some months ago Charlie Malcolm, a good friend of mine, any myself decided to form a pipe club. As soon as we had done so we voted to cease taking in any more new members. Two we decided, would be the limit.

Frankly, the club has been a huge success. At every meeting we always have 100% attendance. We take turns being president. We never need a membership drive, and our meetings are always highly profitable.

We meet every Saturday night, usually at "Mac's" home where we light up our pipes, and then while the women folks chat or play cards in the parlor we talk over the latest things in pipes, discuss articles we read in PIPE LOVERS, and argue the merits of various theories regarding pipe smoking.

I derive so much enjoyment out of our two-man pipe club that I spend most of the week looking forward to the regular Saturday night meeting.

A couple of years ago Mac invited his neighbor in to one of our meetings, and, seeing that he was a congenial sort we voted to increase our membership by one third and let him become one of us. Pipes were somewhat new to him, so Mac and I proceeded to enlighten him on the subject and introduce him to the many joys he had heretofore been missing.

However, we could tell that he didn't really enjoy a pipe, and nothing

that we could do was sufficient to bring about within him a genuine desire for a pipe. He seemed to like our company and apparently endured the pipe in order to meet with us. But his interest soon waned.

Since the rules of our club state that all members must be pipe smokers, we had to accept his resignation with deep regret. Thereupon we had an appropriate mourning ceremony for the "fallen brother."

A much greater amount of enjoyment could be obtained from our meetings, I

feel, if Mac and I adopted an official club uniform in the form of flashy smoking jackets. So far I have not been able to obtain but a 50 percent vote of our club membership on the idea and since 51% is required for passage of any rule or resolution, the matter of smoking jackets remains at rest. I still hope to win him over to my side on the matter, however. Perhaps we'll have to compromise on a "T" shirt.

Comfort is the last word in our meetings. Beside each of us is a large end table which contains matches, various tobacco mixtures, cleaners, large ash trays, and good sized racks to hold the pipes we smoke.

Whenever one of us buys a new pipe, it is always the main topic of discussion at the next regular meeting. We have found that although we do differ on some things, we are in agreement about 90% of the time.

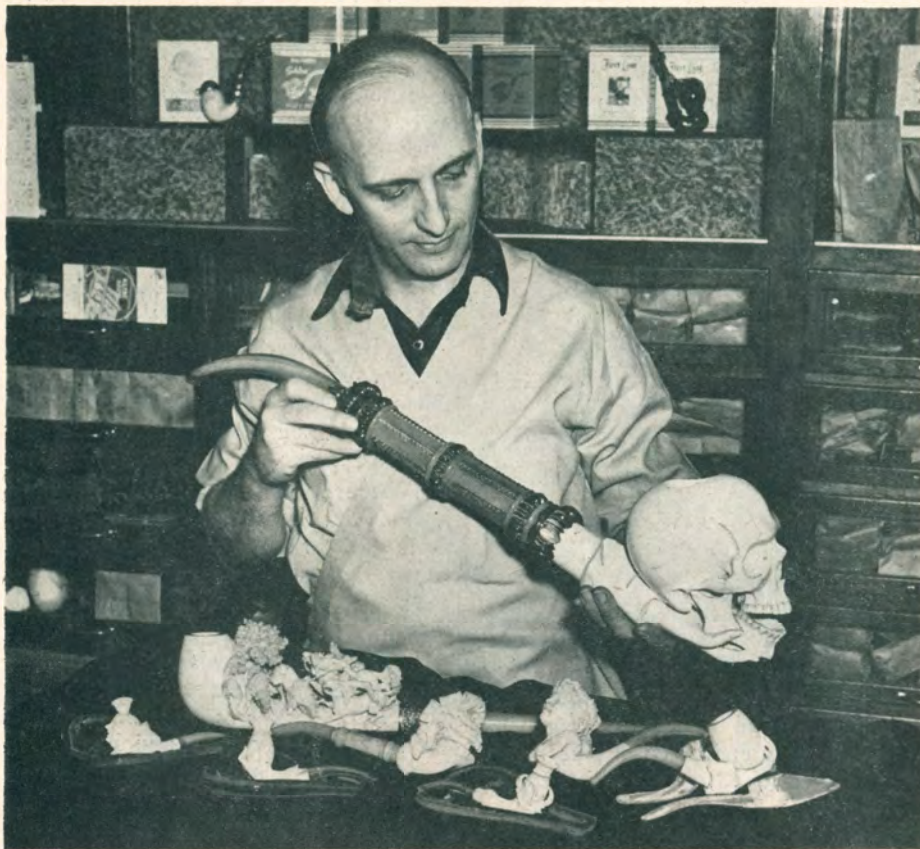
I feel that hundreds of others could share in the enjoyment of a two man pipe club the same as we are doing. On the surface it doesn't sound like much, but actually it is just as serious to us now as though we had a thousand members and our lives depended upon its continued operation.

Some day we hope to organize a full scale pipe club in our town, but until that time is ripe Mac and I will continue to enjoy the fellowship and downright good times we always have at every session of our two man pipe club.

**The author, left, discusses the pros and cons of pipedom with the other half of the "Two Man Pipe Club," Charles A. Malcolm, at one of their recent meetings.**







Arthur C. Fischer holds the famous skull pipe carved in meerschaum by his grandfather, August Fischer, which was carved in 1899 for the Pan American Exposition.

ony. Although pipes were at that time all hand made, there were those who produced them as fast as humanly possible in order to realize the greatest possible profit.

Not the elder Fischer, however. He had a genuine pride in his work. He tried to produce a piece of art with every pipe he turned out. His work was an expression of his heart—his soul within.

The elite and the noble preferred his pipes, but the Fischer name meant little. Then one day came a break—not the kind Fischer had anticipated, but it was to elevate him above the others in his trade. The Prince of Saxony had been noticing that Fischer's pipes were charmingly beautiful, that they contained painstaking craftsmanship. They were, he felt, befitting the Royal Family, and he thereupon appointed Fischer the official pipe maker for Royalty.

Instantly Fischer became recognized as the best pipe maker in the world. His pipes were smoked by the ruling class.

**T**HE SEVENTH generation in the famous Fischer family is now being trained in the art of pipe making. Seven generations in the same craft speaks well not only of the craft, but of the unequalled family as well.

The name Fischer is a familiar one to pipe smokers all over the world, and to mention the word is to signify some of the best—some of the most exquisite pipes that have ever been seen anywhere.

Pipes with the Fischers have not only been a source of making a living, but have become almost a passion with them. Pipes have become the life of this famous family of artisans for more than a century.

The story of the Fischers begins many decades ago in the little country of Sax-

# The Famous Fischers


## Seven Generations of the Same Family Have Been Making Fine Pipes for More than 125 Years

By J. HARTE

For many years his pipes were in demand by smokers everywhere who wanted the best. His fame spread throughout the world and he received commissions to do special pieces from many foreign lands.

His son and his grandsons followed in his footsteps. Even his great grandson August wanted to carry on the family name and tradition. In his early

This Fischer creation, also carved of meerschaum by August for the Pan American Exposition in 1899 depicts three Indians on horseback hunting buffaloes.





**EDITOR'S NOTE:** This is the eighteenth in a series of articles describing the history and growth of leading pipe and tobacco manufacturers. Next month the article will tell about the Belgo Canadian Manufacturing Company of Montreal, Canada.

teens August began to spend many hours a day watching his father turn out masterpieces in meerschaum and the other materials used at the time in pipe making.

August's genuine interest in his work soon spoke volumes. Within a few years his pipes were being hailed in Paris, London, Vienna and Berlin, and it was considered to be the finest meerschaum carving of its time.

In 1867 August decided to move to America. He packed up all his belongings and, saying good-bye to his old friends and his homeland, sailed for the new country.

He continued to carve famous pipes thus earning a livelihood for his family. As soon as his two sons were old enough to hold a knife, they began to fashion pipes as their father taught them. As the demand for pipes continued to increase, Mr. Fischer decided he would have to open permanent headquarters, and the site of the shop and store was located at 301 Main Street in Buffalo, New York.

His son Gustave was the fifth generation to carry on the name which by this time had become famous among American pipe fanciers who appreciated the finest pipedom could offer.

Today Arthur C. Fischer, grandson

**Arthur, of the sixth Fischer generation, teaches his nephew, Robert, some fine points about the art of making pipes.**



**The Cavalier was carved by August Fischer in 1899 especially for the Pan American Exposition. Fine detail features this meerschaum pipe with a genuine amber stem.**

of August, represents the sixth generation to continue in the trade, and is now teaching the art to his nephew, Robert Fischer, who is the seventh generation in the Fischer family to carry on this century-old tradition.

Best known of Fischer pipes are those which have been hand carved of meerschaum. Through the years pipes have been made especially for certain dignitaries, honored occasions and important events.

Fischer pipes are found in many of the world's important collections, not the least of which is the collection currently owned and displayed by the Fischers themselves in Buffalo. Two of the largest of these are shown on the opposite page, the one at the top being a large human skull, while the one at the bottom of the page has nine figures consisting of three Indians on horseback with drawn bow and arrow chasing three buffaloes.

Both of these pieces were carved by August

Fischer especially for the Pan American Exposition in 1899. The workmanship on both pipes is typical of the quality of Fischer craftsmanship and by any standards is the work of a real artist.

The skull pipe bowl stands eight and a half inches high, and the over-all length is 31 inches. The stem is of genuine amber.

Second to none in workmanship is the Indian hunting buffaloes creation. Although smaller in size than the skull pipe, being only five inches high and 20 inches in length, it surpasses many of Fischer's creations in its perfection of detail and lifelike execution.

The scene itself is full of action and the Indians look as though they might come to life at any instant. Perfectly balanced, it is a tribute to the Fischer art.

Another of the famous Fischer masterpieces of fifty years ago is "The Cavalier" pictured above. This lifelike subject was also made in 1899 by August for the Pan American Exposition. The material is meerschaum and the stem is genuine amber. The Fischer collection is now valued at \$10,000.

The Fischer family does not limit its facilities to the carving of meerschaum pipes. Instead their operations now include the making of fine briars in all the popular shapes, blending of pipe

*(Continued on Page 94)*





The two views above show both the left and the right sides of a meerschaum pipe once owned by Emperor Franz Josef of Austria whose collection was world famous.

ONE OF the most famous pipe collections of the world is the one which once belonged to Emperor Franz Josef of Austria. This important figure in world affairs, especially about the time of the first world war, possessed some of the most beautiful meerschaum pipes ever made.

Shown on this page is one of the most exquisitely carved meerschaum pipes ever to be seen anywhere, and it once belonged to the Emperor's famous collection.

The pipe originally belonged to Duke Francis Ferdinand, heir to the Austrian throne, the man whose later assassination was the spark that set off the first World War. He had presented the pipe to Emperor Franz Josef, then Kaiser of Austria and King of Hungary.

As one proof of its authenticity, the pipe is encased in a specially designed black carrying case with a gold clasp lock, which bears the engraving "KK Priv", meaning private property of Kaiser King.

THE PIPE itself measures 18 inches long and consists of a 10-inch bowl section carved from a solid block

*Let's See It*

Do you have an odd or interesting pipe in your collection? — one that other pipe lovers would like to see? If so, send us a picture of it together with the important facts and we'll include it on the Collector's Page for others to see and enjoy.

# The COLL

## Emperor's

Some of the Best E  
Pipemaker's Art On  
Franz Josef's Valu

By GEORGE LE

of perfect meerschaum plus an 8 inch stem of pure amber.

The group of carvings on the bowl section was executed by Carl Kiess, famous Viennese pipe artist of that time, and is a perfect reproduction of eight little boys and one girl experiencing their first smoke on the village green, with its attendant results.

The floor of meerschaum, leading to the bowl proper, is a massive thing and is a replica of a finely grassed plot on which the children are at play. The bowl is represented as having been set in the middle of a blaze of fagots, from which the boys have lit their smokes.

At one edge of the group is one lad who has discarded his, and is plainly suffering from his first draw on the weed. In another part of the group, a lad of the upper class with his neatly modeled and well-kept clothes is trying to comfort another poor little rowdy whose shirt is open in front, barefooted, and wearing ragged trousers.

In the background can be seen the first lad's sister pulling on his coat-tail trying to get him away from the group.

PIPE LOVERS



# LECTORS' PAGE

## 's Pipes

### Examples of the Once Belonged to uable Collection

LEIGHTON

At the very tip of the pipe are two lads who seem to be suffering no ill effects from their smoke, but one of them has evidently tied his little brother to one of the uprights holding up the bowl.

**B**Y CLOSELY studying the scene it may be noted how minutely the artist has carved the 4 inch figures, the ribs of the lads' stockings, the lace on the little girl's dress, buttons on the shoes, patches on the boys' trousers, in fact, you can even trace the hairs on each lad's head. Such minute carving certainly does justice to the Viennese artist who created it.

In 1921, the pipe received world-wide publicity when it was taken to Washington, D. C. and shown to President Harding. News services heard about it, took pictures, and gave the pipe quite a write-up both here and abroad. Pathe News also became interested and presented it in one section of their newsreel.

An interesting incident happened in connection with this publicity. It seems that in one of the pictures Roy G. Fitz-

gerald, Ohio Congressman, was puffing away with all his might on the pipe.

Several months later, Congressman Fitzgerald received quite an irate letter from an elderly American lady in China upbraiding him for having anything to do with the pipe of a man who had caused the world so much misery and heartache.

She further told him that it certainly was awful when representatives of such a large country as the United States had no more to do than to have their pictures taken smoking a pipe.

For quite a few years the pipe was on display in the Dayton Art Institute, but during the war years it was placed in the safety deposit box of its present owner, Bob Rothaar, Jr. of Dayton, Ohio.

Also illustrated this month is another of the Emperor's pipes which depicts a pair of lions together with a small cub. The pipe is a very beautiful and lifelike piece of work although it does not compete with the first one described.

It is now owned by Leon Cutler of New York City, one of America's best known pipe collectors.

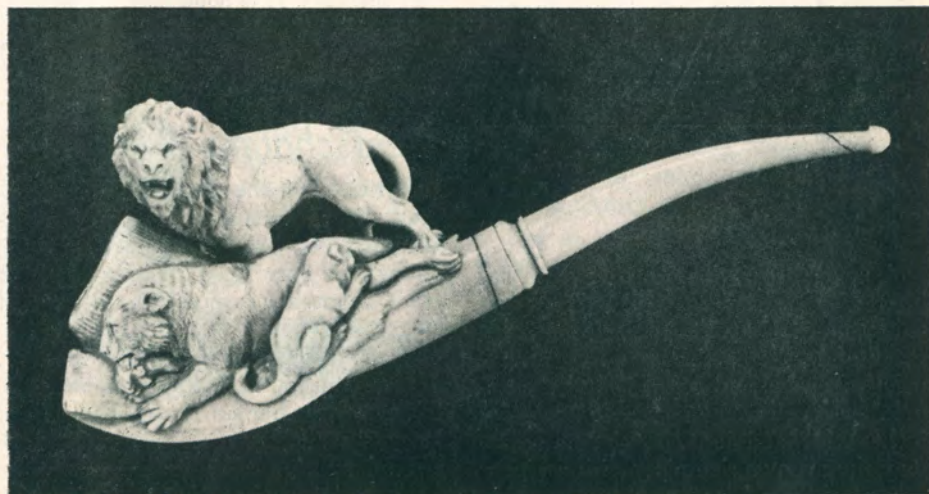
Hand carved meerschaum pipes of the quality here this month are probably a thing of the past. Experienced collectors believe that in the present busy world even the finest artist will not spend the length of time required to create anything as beautiful as either of these pipes.

Assuming the time were spent on such a work of art, the sculptor would have to get an almost prohibitive price for his labors. Similar works cannot be expected to ever again appear on the open market. If these delicate pieces are ever made again, it will be on assignment by special order.

The demand for beautiful pieces is not large although there are several collectors financially able to acquire pipes of this type. Collections are seldom handed down from father to son, however, for the pipe collecting bug is seldom hereditary.

It is in this way that the fine pieces now in existence are occasionally placed on sale and, if priced anywhere within reason, soon change hands and become the property of a new collector or interested museum.

**Another meerschaum piece in the same collection depicted two lions and a small lion cub. The realistic scene was hand made by an old time expert pipe carver.**





# The COLLECTORS' PAGE

## Empei's Pipes

Some of the Examples of the  
Pipemaker's Once Belonged to  
Franz Josef's Noble Collection

By GELEIGHTON

of perfect meerschaum plus an 8 inch stem of pure amber.

The group of carvings on the bowl section was executed by Carl Kiess, famous Viennese pipe artist of that time, and is a perfect reproduction of eight little boys and one girl experiencing their first smoke on the village green, with its attendant results.

The floor of meerschaum, leading to the bowl proper, is a massive thing and is a replica of a finely grassed plot on which the children are at play. The bowl is represented as having been set in the middle of a blaze of fagots, from which the boys have lit their smokes.

At one edge of the group is one lad who has discarded his, and is plainly suffering from his first draw on the weed. In another part of the group, a lad of the upper class with his neatly modeled and well-kept clothes is trying to comfort another poor little rowdy whose shirt is open in front, barefooted, and wearing ragged trousers.

In the background can be seen the first lad's sister pulling on his coat-tail trying to get him away from the group.

At the very tip of the pipe are two lads who seem to be suffering no ill effects from their smoke, but one of them has evidently tied his little brother to one of the uprights holding up the bowl.

**B**Y CLOSELY studying the scene it may be noted how minutely the artist has carved the 4 inch figures, the ribs of the lads' stockings, the lace on the little girl's dress, buttons on the shoes, patches on the boys' trousers, in fact, you can even trace the hairs on each lad's head. Such minute carving certainly does justice to the Viennese artist who created it.

In 1921, the pipe received world-wide publicity when it was taken to Washington, D. C. and shown to President Harding. News services heard about it, took pictures, and gave the pipe quite a write-up both here and abroad. Pathe News also became interested and presented it in one section of their news-reel.

An interesting incident happened in connection with this publicity. It seems that in one of the pictures Roy G. Fitz-

gerald, Ohio Congressman, was puffing away with all his might on the pipe.

Several months later, Congressman Fitzgerald received quite an irate letter from an elderly American lady in China upbraiding him for having anything to do with the pipe of a man who had caused the world so much misery and heartache.

She further told him that it certainly was awful when representatives of such a large country as the United States had no more to do than to have their pictures taken smoking a pipe.

For quite a few years the pipe was on display in the Dayton Art Institute, but during the war years it was placed in the safety deposit box of its present owner, Bob Rothaar, Jr. of Dayton, Ohio.

Also illustrated this month is another of the Emperor's pipes which depicts a pair of lions together with a small cub. The pipe is a very beautiful and lifelike piece of work although it does not compete with the first one described.

It is now owned by Leon Cutler of New York City, one of America's best known pipe collectors.

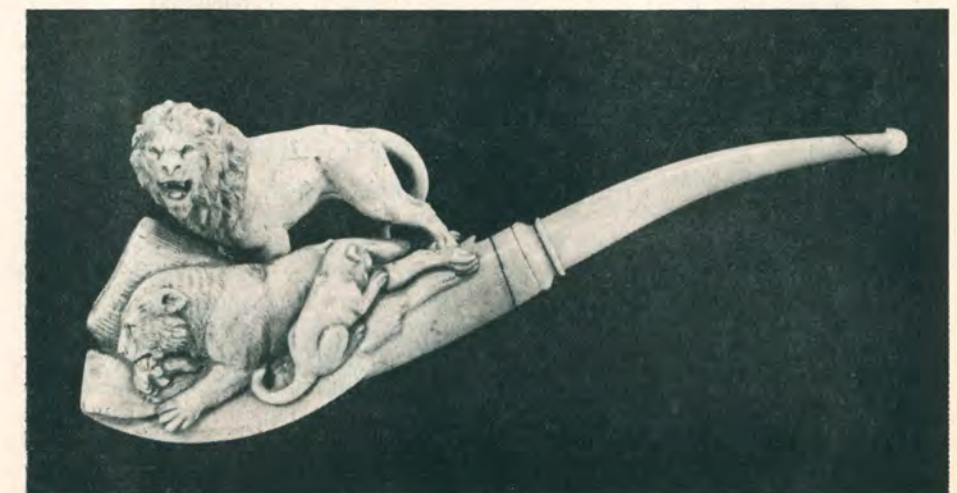
Hand carved meerschaum pipes of the quality here this month are probably a thing of the past. Experienced collectors believe that in the present busy world even the finest artist will not spend the length of time required to create anything as beautiful as either of these pipes.

Assuming the time were spent on such a work of art, the sculptor would have to get an almost prohibitive price for his labors. Similar works cannot be expected to ever again appear on the open market. If these delicate pieces are ever made again, it will be on assignment by special order.

The demand for beautiful pieces is not large although there are several collectors financially able to acquire pipes of this type. Collections are seldom handed down from father to son, however, for the pipe collecting bug is seldom hereditary.

It is in this way that the fine pieces now in existence are occasionally placed on sale and, if priced anywhere within reason, soon change hands and become the property of a new collector or interested museum.

Another meerschaum piece in the same collection depicted two lions and a small lion cub. The realistic scene was hand made by an old time expert pipe carver.



The two views above show both the left and the right sides of a meerschaum pipe once owned by Emperor Franz Josef of Austria whose collection was world famous.

**O**NE OF the most famous pipe collections of the world is the one which once belonged to Emperor Franz Josef of Austria. This important figure in world affairs, especially about the time of the first world war, possessed some of the most beautiful meerschaum pipes ever made.

Shown on this page is one of the most exquisitely carved meerschaum pipes ever to be seen anywhere, and it once belonged to the Emperor's famous collection.

The pipe originally belonged to Duke Francis Ferdinand, heir to the Austrian throne, the man whose later assassination was the spark that set off the first World War. He had presented the pipe to Emperor Franz Josef, then Kaiser of Austria and King of Hungary.

As one proof of its authenticity, the pipe is encased in a specially designed black carrying case with a gold clasp lock, which bears the engraving "KK Priv", meaning private property of Kaiser King.

**T**HE PIPE itself measures 18 inches long and consists of a 10-inch bowl section carved from a solid block

### Let's See It

Do you have an odd or interesting pipe in your collection? — one that other pipe lovers would like to see? If so, send us a picture of it together with the important facts and we'll include it on the Collector's Page for others to see and enjoy.



# WHAT'S NEW?

## Air Cell Between Shank And Chamber in Kuld-Sac

### Conventional In Design

A new principle of construction is featured in the Kuld-Sac pipe, a product of Kuld-Sac Pipes of Philadelphia, Pennsylvania.


In describing the Kuld-Sac, the manufacturer states that the pipe is conventional in design, having but two parts, and made of imported briar with a hand made rubber stem. The pipe shank is lined with a large condensation tube, knurled on the outside diameter which leaves a countless number of air cells between the chamber and the shank of the pipe.

It is claimed that as a result the outside temperature has less influence on the condensation process taking place in the shank because of its insulating tendencies. And yet the inside chamber is large size and its heat radiation is increased by the knurled construction which gives a cool smoke.

It is further pointed out that due to this novel construction no condensation ever comes in contact with the wood inside the shank, and that such moisture cannot work into the bowl of the pipe.

### Carrying Cases

A new line of pipe carrying cases has been announced by Prudent Products Company of New York. The cases are made of leather and come in an assortment of grains and colors. They are approximately seven inches long, three inches wide, and deep enough to accommodate the average size pipe, with a zipper around three sides.



The pipe therefore stays sweet and clean longer because it does not absorb tobacco tars, oils and moisture.

The pipe is available in a large number of styles and sizes to suit the individual taste.

### New Bowers Pocket Lighter

Pipe-O-Lite, a new type of semi-automatic pocket lighter for pipe smokers, has just been announced by officials of the Bowers Manufacturing Company of Kalamazoo, Michigan.

The new lighter comes in a chromium finish and features an unusually large fuel chamber. It is popularly priced.

### Quality Meerschaums

Officials of the Pioneer Pipe Company, Brooklyn manufacturer of meerschaum pipes, have announced that the company is once again turning out high grade meerschaum pipes which will sell for around \$50.

These models, popular before the war, consisted of such styles as horseheads, claws, tulips, human skulls, and so on. They are all made of top grade block meerschaum.

They were discontinued during the

war when the better grade of meerschaum became practically unobtainable. Shipment from the factory to dealers' showcases is expected to begin by the time this appears in print.

### Bent Bits On G-Men

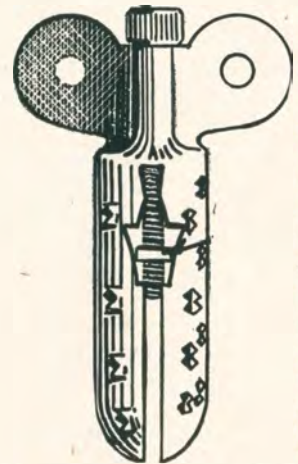
A popular pre-war favorite in jumbo sized pipes is again being made and marketed under the name of G-Men pipes, a product of the Knickerbocker Smoking Pipe Company of Brooklyn, N. Y.

The pipes feature large bowls of imported briar with long bent bits.

### Nosneve Reamer Is Adjustable

A new type adjustable pipe reamer has just been introduced by the Nosneve Company of Baraboo, Wisconsin.

The Nosneve reamer features an adjustable wedge which opens and closes the cutting edges, thus adapting itself



to any size pipe bowl. The adjustment is made by turning a small knurled screw at the top.

### New Pipes By Art-Craft

Seven new pipes have been announced by Art-Craft Briar Pipe Company, most



of which have already been placed on sale.

They are: The Select Grain, which is smooth, dark, virgin finish; the Virgin Grain, with a smooth finish; the Stubbies, possessing custom carving, light walnut finish, and assorted shapes; the De-Luxe Grain, with a smooth Oxford finish in specially selected shapes; the Supreme, which is smooth or spot carved with a French finish and available in several shapes; the Ripple Grain, in various shapes with a plum finish; and the Custom, leader of the new series which is hand made and individualized in various large shapes and finishes.

The pipes are made of aged imported briar, says the manufacturer, and feature Art-Craft's Synchronmaster bit.

### Fine Carving On Majestic

A new pipe known as the Majestic has just been announced by Newman Brothers, pipe manufacturing concern of Brooklyn, N. Y. The pipe is carved with a very fine needle point carving, and since the work is hand done, no two of the pipes are alike.

They are available in a sleek French finish and are popularly priced. They are available in standard shapes as well as many designs which are entirely new. Shipment has already been made to most pipe shop dealers throughout the country.

### Weingott Pipe Available Here

Now available in this country is the famous English Weingott pipe, a familiar name to English Smokers since 1859, and being imported here for the first time.

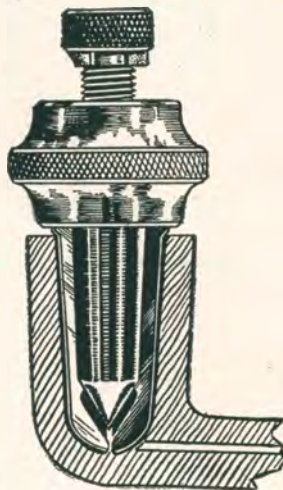
The pipes are described as being entirely hand made by experienced craftsmen including the mouthpieces. Only large bowls are manufactured.

### Fills - Easy Improved

Several new improvements have been incorporated on late models of the Fills-Easy tobacco pouch. One is the application of genuine gold plated corners, and another is the replacement of the Talon slide fastener with wire zippers.

24K gold has been used in stamping the pouch to avoid tarnishing, and each pouch is now sold in an individual gift box.

### Ranger Reamer Is Announced



The Ranger Reamer, a new pipe reamer manufactured and distributed by L. L. Krasny and Company, Cleveland, Ohio, is now available. This fine pipe reamer fits any pipe. Its patented principle takes care of all of the average bowl shapes and sizes, and is said to permit the removal of carbon by gentle stages, leaving the pipe in a prime healthful condition.

The instrument is precision engineered. The blades are a special treated steel, nickel-plated to prevent rusting and staining. It is so designed that turning the knurled screw as you ream the pipe causes the floating blades to expand and conform to the shape of the bowl so that the cake may be removed gently and uniformly.

## Spiral Screen Leaves Air Space in Bottom of Bowl

### Adjustable To Any Bowl



An air space below the tobacco is practically assured when one of the new "Spiral Pipe Screens"

is used. Invented and manufactured by W. B. Hill of San Francisco, the screen is easily inserted in the average pipe

## Inside the Bowl

By CHIC WILLIAMS

Officials of A. Oppenheimer & Co., importers of GBD English made briars, state they expect larger shipments to America this year than in 1947 . . . . .

Canterbury Crafts have become successors to the pipe racks manufacturing firm of Copern Wood Products Company of New York City . . . . .

Thomas Towles, vice-president of House of Comoy, was recently elected president of the British Briar Pipe Association. He succeeds Arthur Rogers . . . . .

The Coronet Briar Pipe Company has moved its offices and plant to 899 Kent Avenue, in Brooklyn . . . . .

The Justrite Pipe Company of New York has revealed it will soon announce a new line of smokers' accessories . . . . .

The Supreme Briar Pipe Company has secured showroom space in the Manhattan Bank Building in Brooklyn . . . . .

The new International Agreement on Tariffs and Trades (Geneva Agreement) has lowered the import duty on foreign made pipes. Price drops will follow . . . . .

The U. S. Department of Agriculture is trying to find commercial uses for odds and ends of tobacco not used in smoking mixtures . . . . .

Improved quality of foreign grown tobacco is reducing exports of the American product . . . . .

Secretary of State Marshall recently stated that tobacco would be shipped to Europe in large quantities this year. Happiness to Europeans is important at this time, he said . . . . .

where it serves to keep the tobacco from packing so tightly, especially at the bottom of the bowl, that the smoker cannot draw satisfactorily.

The screens are adjustable and instantly removable if desired. They are made of stainless steel and neither produce nor absorb moisture.

The manufacturer further states that the use of one of these screens in the pipe will minimize tongue bite, and produce a cooler, milder, sweeter smoke.

The upright arch of wire serves as a wedge which holds the screen in position in any pipe bowl, thus making the screen adaptable to large, small, pot, or any other shape of pipe bowl in which it may be used.



# Breaking In the New Pipe

(EDITOR'S NOTE: Believing that breaking in a new pipe is of primary interest to all readers. PIPE LOVERS presents in this column each month the recommendations suggested by America's leading pipe and tobacco manufacturers. This month's suggestions come from the Art Craft Briar Company of New York, N. Y.)

**M**OISTEN the inside of the bowl slightly with water, using your finger to distribute it evenly. Some pipe smokers prefer a solution of honey and water, as it will cause the carbonization of the bowl to start more quickly. This is a matter of personal choice.

However, do not attempt to start a new pipe until you have applied moisture to the inside of the bowl. Then fill your pipe with tobacco, preferably not more than three quarters full, while the bowl is still moist.

Tobacco should be packed firmly in the bowl, but never tightly. A loosely filled pipe smokes hot, and is likely to burn the bowl as well as your tongue.

To obtain the best results from your pipe, the tobacco should be smoked down to the bottom of the bowl. Because of this, many experienced pipe smokers will alternate a full bowl with one filled but half way—at least in the beginning—until a desirable, slight crusting of carbon (which is called a "cake") covers the entire interior of the bowl.

The lighting of your pipe is highly important. Properly done, it insures steady, even burning of the tobacco, and a pleasant smoke. Remember that your purpose is to get perfect combustion. Lighting your pipe and lighting the fire in your grate both embody the same principles of burning.

Old-time pipe smokers usually follow this procedure. They wait until all the sulphur has burned off the tip of the match, so that its acid fumes will not ruin the aroma of the tobacco. The flame is then applied evenly and methodically over the entire surface of the tobacco. Never hurry this operation.

As the tobacco catches fire, the heat will cause it to rise up in the bowl. It should be tamped gently back into place over the entire burning surface.

Fire is again applied; once more the tobacco tamped gently back, and this procedure is repeated several times until you are satisfied that your pipe is thoroughly lighted. Avoid scorching the rim in lighting.



# PIPE

Helpful Hints and Ideas that

## MY FAVORITE BLEND

(Each month the editors of PIPE LOVERS award to the person sending in the best "Favorite Blend" a Rogers Air-Tite Tobacco Pouch, courtesy of Rogers Imports, Inc., of New York, N. Y. All contributions should be addressed to the editor.)

One of my best blends is composed according to the following formula:

Aromatic .....	2 oz.
Erinmore Flake .....	1/2 oz.
Virginia .....	3 oz.
Perique .....	1/2 oz.

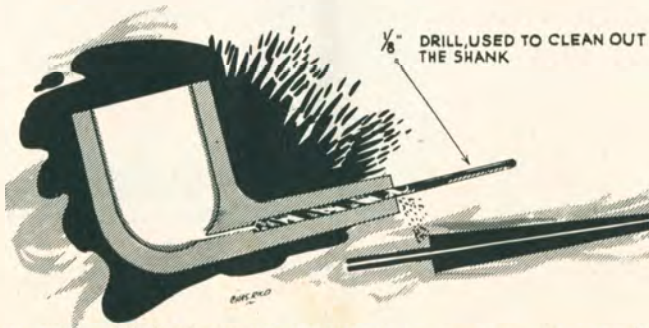
It causes many of my friends to "borrow" a pipeful after they scent the aroma.

—ARTHUR SLATER,  
Chicago, Ill.

## Drill Cleans Pipe Shank

A pipe cleaner is usually sufficient to clean out the average clogged pipe shank or stem, but occasionally the residue and tars will harden to the extent that a pipe cleaner, even though it may go in to the shank, will not remove the obstruction.

The simplest thing I have ever found to remove the obstruction is an ordinary drill, the type that can be found at any hardware or ten cent store.



The cheapest variety will serve amply because obviously no motor is used, and therefore high quality steel is not required. The bit is turned with the fingers.

The size of the drill should not be over 1/8", and although a larger diameter might be accommodated, I do not recommend it because it might damage the draft hole.

Since only the fingers are used to turn the drill, it is almost impossible to injure the pipe. The drill will cut clean and remove all of the old, dried up matter in the shank. Although this size drill will take care of most pipes, there

may be some that will require a smaller or larger size. A few cents expended for a bit or two is a sure way of keeping all of one's pipes in prime smoking condition, and it does the job the quickest, cleanest, and easiest of any method I know.

—C. M. BAXTER  
Minneapolis, Minn.



# CRAFT

Make Pipe Smoking More Enjoyable

## Pass 'Em Along

Pass along your ideas, short cuts, pet discoveries, and suggestions to fellow pipe enthusiasts. Contributors whose ideas are accepted and appear on this page are given a Ronson Lighter employing the "press, it's lit—release, it's out" action, together with a Ronson Servicer which consists of a full kit of lighter accessories, courtesy of the Ronson Lighter Manufacturer.

Send all contributions, with photos and diagrams when necessary, to the editor. This is your page. The other fellow wants to know what you've discovered that makes pipe smoking more enjoyable, the same as you like to read about his, so send yours in today.

## Wire Cleaner In Pencil


For a while I used to carry a bundle of pipe cleaners in my pocket but I got tired of doing that. They would become dirty, and also when I reached my hand in I some times got stuck by the wire, so I decided to see if I could find a good substitute.

In a desk drawer I found an old Eversharp pencil, the type where the cap comes off the end. I took the insides out of it by holding it over a flame for a moment. This melts the solder that otherwise holds it tight.

Then I obtained a piece of wire similar to that used by stage hands in theaters to lash scenery together, and soldered one end of it inside the pencil cap.

This fits down inside the pencil and is thereby protected from damage of any kind and is always ready for instant use. The wire is long enough to run the full length of the pipe shank and bit and removes any obstruction instantly.

The pencil further prevents contact between the inside of the pocket and the wire, thus keeping the pocket clean all



the time. And the convenient clip on the side is retained to hold the gadget firmly in the pocket.

—TOM HOWARD  
Red Bank, N. J.

## Tobacco in Finger Stalls

For many years I have used pipe papers which I find keep the slugs in a pipe down to a minimum.

One day recently while I was rolling tobacco and putting it in a number of pipes for the day's smoking, I noticed a finger stall laying on my desk and it dawned on me that that would make an ideal "carrying case" for the rolled tobacco.

It would, it seemed, preserve the rolls, permitting the tobacco to be carried in the pocket without loosening it and spill-

ing the crumbs.

The first trial proved to be highly successful. The finger stall not only accomplished what I surmised, but I also found that is served as an excellent mold, being of about the same size of my pipe bowls.

When ready to be used, the latex finger stall can be slipped off the roll and the little tobacco charge is then placed directly in the pipe bowl and the match applied.

For the busy pipe smoker this idea is a good one because it keeps your favorite tobacco instantly ready with a minimum amount of fuss and bother, and it is always packed just right.

—L. D. JAMES, M. D.,  
Fairfield, Iowa

## Method Dries Tobacco Quickly

While I've found the quickest way to moisten tobacco is with an atomizer, the desire has often arisen to dry out some tobacco quickly. This I usually did by leaving the lid off the humidor, or by spreading the moist tobacco on a newspaper.

But such a process takes several hours; for complete drying, a day or two. And for this the weather must be fairly dry. Of course, if the sun is shining, its heat will usually give complete drying in about an hour.

However, the fastest and handiest drier I've discovered is the kitchen oven. Only a minute or two is needed for partial drying, and a slightly longer period will leave the tobacco bone dry and in perfect condition for storage, with no danger of mold.

I spread the tobacco in a shallow, flat pan for even exposure to the heat. A few trials soon gave me the proper time and oven heat for any degree of dryness.

Tobacco left in the oven longer than necessary for mere drying will also give off much of its oil and tar in vapor form. Consequently such tobacco will be found a milder smoke upon being cooled and slightly moistened with an atomizer.

An especially strong burley can be toned down considerably in this manner, and an artificial flavor in a blend can be made less pronounced.

It is also possible to replace one flavor with another using this method. The heat will take the old flavor out, after which time the new flavor can be added, either with the atomizer or by placing in the humidor.

—RICHARD L. BRIDGES,  
Los Angeles, Calif.



## Breaking In the New Pipe

(EDITOR'S NOTE: Believing that breaking in a new pipe is of primary interest to all readers, PIPE LOVERS presents in this column each month the recommendations suggested by America's leading pipe and tobacco manufacturers. This month's suggestions come from the Art Craft Briar Company of New York, N. Y.)

**M**OISTEN the inside of the bowl slightly with water, using your finger to distribute it evenly. Some pipe smokers prefer a solution of honey and water, as it will cause the carbonization of the bowl to start more quickly. This is a matter of personal choice.

However, do not attempt to start a new pipe until you have applied moisture to the inside of the bowl. Then fill your pipe with tobacco, preferably not more than three quarters full, while the bowl is still moist.

Tobacco should be packed firmly in the bowl, but never tightly. A loosely filled pipe smokes hot, and is likely to burn the bowl as well as your tongue.

To obtain the best results from your pipe, the tobacco should be smoked down to the bottom of the bowl. Because of this, many experienced pipe smokers will alternate a full bowl with one filled but half way—at least in the beginning—until a desirable, slight crusting of carbon (which is called a "cake") covers the entire interior of the bowl.

The lighting of your pipe is highly important. Properly done, it insures steady, even burning of the tobacco, and a pleasant smoke. Remember that your purpose is to get perfect combustion. Lighting your pipe and lighting the fire in your grate both embody the same principles of burning.

Old-time pipe smokers usually follow this procedure. They wait until all the sulphur has burned off the tip of the match, so that its acid fumes will not ruin the aroma of the tobacco. The flame is then applied evenly and methodically over the entire surface of the tobacco. Never hurry this operation.

As the tobacco catches fire, the heat will cause it to rise up in the bowl. It should be tamped gently back into place over the entire burning surface.

Fire is again applied; once more the tobacco tamped gently back, and this procedure is repeated several times until you are satisfied that your pipe is thoroughly lighted. Avoid scorching the rim in lighting.



# PIPE CRAFT

Helpful Hints and Ideas Make Pipe Smoking More Enjoyable

## MY FAVORITE BLEND

(Each month the editors of PIPE LOVERS award to the person sending in the best "Favorite Blend" a Rogers Air-Tite Tobacco Pouch, courtesy of Rogers Imports, Inc., of New York, N. Y. All contributions should be addressed to the editor.)

One of my best blends is composed according to the following formula:

Aromatic .....	2 oz.
Erinmore Flake .....	½ oz.
Virginia .....	3 oz.
Perique .....	½ oz.

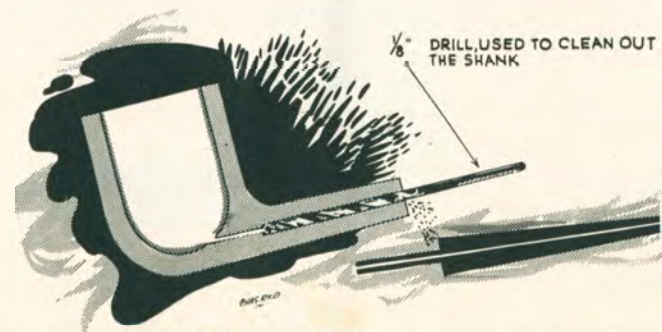
It causes many of my friends to "borrow" a pipeful after they scent the aroma.

—ARTHUR SLATER,  
Chicago, Ill.

## Drill Cleans Pipe Shank

A pipe cleaner is usually sufficient to clean out the average clogged pipe shank or stem, but occasionally the residue and tars will harden to the extent that a pipe cleaner, even though it may go into the shank, will not remove the obstruction.

The simplest thing I have ever found to remove the obstruction is an ordinary drill, the type that can be found at any hardware or ten cent store.



The cheapest variety will serve an because obviously no motor is used, therefore high quality steel is not quired. The bit is turned with the gers.

The size of the drill should not over 1/8", and although a larger meter might be accomodated, I do recommend it because it might dan the draft hole.

Since only the fingers are used to t the drill, it is almost impossible to jure the pipe. The drill will cut cl and remove all of the old, dried matter in the shank. Although this drill will take care of most pipes, t

may be some that require a smaller larger size. A cents expended fo bit or two is a way of keeping all one's pipes in pr smoking condition, it does the job quickest, cleanest, easiest of any met I know.

—C. M. BAXTE  
Minneapolis, M

PIPE LOV

## Wire Cleaner In Pencil


For a while I used to carry a bundle of pipe cleaners in my pocket but I got tired of doing that. They would become dirty, and also when I reached my hand in I some times got stuck by the wire, so I decided to see if I could find a good substitute.

In a desk drawer I found an old Eversharp pencil, the type where the cap comes off the end. I took the insides out of it by holding it over a flame for a moment. This melts the solder that otherwise holds it tight.

Then I obtained a piece of wire similar to that used by stage hands in theaters to lash scenery together, and soldered one end of it inside the pencil cap.

This fits down inside the pencil and is thereby protected from damage of any kind and is always ready for instant use. The wire is long enough to run the full length of the pipe shank and bit and removes any obstruction instantly.

The pencil further prevents contact between the inside of the pocket and the wire, thus keeping the pocket clean all



the time. And the convenient clip on the side is retained to hold the gadget firmly in the pocket.

—TOM HOWARD  
Red Bank, N. J.

## Tobacco in Finger Stalls

For many years I have used pipe papers which I find keep the slugs in a pipe down to a minimum.

One day recently while I was rolling tobacco and putting it in a number of pipes for the day's smoking, I noticed a finger stall laying on my desk and it dawned on me that that would make an ideal "carrying case" for the rolled tobacco.

It would, it seemed, preserve the rolls, permitting the tobacco to be carried in the pocket without loosening it and spill-

—L. D. JAMES, M. D.,  
Fairfield, Iowa

MARCH, 1948

## Pass 'Em Along

Pass along your ideas, short cuts, pet discoveries, and suggestions to fellow pipe enthusiasts. Contributors whose ideas are accepted and appear on this page are given a Ronson Lighter employing the "press, it's lit—release, it's out" action, together with a Ronson Servicer which consists of a full kit of lighter accessories, courtesy of the Ronson Lighter Manufacturer.

Send all contributions, with photos and diagrams when necessary, to the editor. This is your page. The other fellow wants to know what you've discovered that makes pipe smoking more enjoyable, the same as you like to read about his, so send yours in today.

## Method Dries Tobacco Quickly

While I've found the quickest way to moisten tobacco is with an atomizer, the desire has often arisen to dry out some tobacco quickly. This I usually did by leaving the lid off the humidor, or by spreading the moist tobacco on a newspaper.

But such a process takes several hours; for complete drying, a day or two. And for this the weather must be fairly dry. Of course, if the sun is shining, its heat will usually give complete drying in about an hour.

However, the fastest and handiest drier I've discovered is the kitchen oven. Only a minute or two is needed for partial drying, and a slightly longer period will leave the tobacco bone dry and in perfect condition for storage, with no danger of mold.

I spread the tobacco in a shallow, flat pan for even exposure to the heat. A few trials soon gave me the proper time and oven heat for any degree of dryness.

Tobacco left in the oven longer than necessary for mere drying will also give off much of its oil and tar in vapor form. Consequently such tobacco will be found a milder smoke upon being cooled and slightly moistened with an atomizer.

An especially strong burley can be toned down considerably in this manner, and an artificial flavor in a blend can be made less pronounced.

It is also possible to replace one flavor with another using this method. The heat will take the old flavor out, after which time the new flavor can be added, either with the atomizer or by placing in the humidor.

—RICHARD L. BRIDGES,  
Los Angeles, Calif.



(The editors have selected Mr. Emling's letter as the most interesting of those submitted in answer to the March question, and a Darnley of London briar pipe is already on its way to him.)

**Bud Emling,  
Bonfield, Illinois**

The exterior finish of a bowl is of little importance relative to the effect it has on the temperature of the smoke. Rather, it is the size of the bowl chamber, the thickness of the bowl walls, and the material from which the bowl is made that largely determines the coolness of the smoke.

The increased amount of air drawn in through a large bowl chamber aids in cooling the smoke. The thicker the bowl walls the more wood to absorb the heat and the greater surface area to radiate the heat. Bowls of certain materials absorb and conduct the heat more rapidly than do bowls of other materials.

If the most discriminating smoker were to alternately smoke two pipes, identical in every respect except for the outer surfaces of the bowls, with the same tobacco, I sincerely doubt that he would be able to notice any difference in the temperature of the smoke.

**E. T. Lambert,  
Los Angeles, Calif.**

I am of the honest opinion, that with the right kind of a mixture, with just the right moisture content, combined with a rough finished pipe, you will get a much cooler smoke than you would from a smooth finished one.

For my pipe smoking pleasure, give me a good slow burning tobacco, not too dry and I will get a good cool smoke out of either the rough or smooth finished pipe.

I am partial to the rough pipe, I like the feel of the rough bowl in my hand and though it may be my imagination, I believe the knurled rough finished pipes smoke much cooler and are lighter in weight than the ordinary smooth pipe, all the excess briar having been removed, leaving a shell of hard sweet-smoking, light weight briar. The little fins produced in the rough finish, act as coolers and throw off the heat of the bowl.

Of course I know that most of the readers of the Pro and Con page will agree that the pipe, be it in the rough or the smooth finish, must be broken in right and have a good cake formed to prevent it from getting too hot.

**Dick Graham,  
Missoula, Montana**

A newcomer to the pipe, I have been very sensitive to the "coolness" of smoke—I do believe the intrinsic shape of the rough finish pipe, all other char-

# Pro and Con

*"I wholly disapprove of what you say, but will defend to the death your right to say it."—VOLTAIRE.*

This is the page set aside for the reader to discuss controversial questions pertaining to pipes and pipe smoking. Letters may be shortened, but the opinions expressed remain unchanged. For the most interesting letter received each month the editors will award a Darnley of London pipe, courtesy of the Imperial Mercantile Company of Cleveland, Ohio.

## THIS MONTH'S QUESTION

*"Which finish do you believe gives the cooler smoke, rough or smooth?"*

acteristics such as size of bowl, length and style as well as construction of the vulcanite parts being the same, gives a considerably cooler smoke.

The answer lies in the increased surface area to dissipate the heat before it reaches the mouth, while most smooth pipes tend to insulate the bowl in such manner as to grow hotter as the pipe nears the end of a bowlful. Smooth pipes, I don't want 'em, you can have 'em . . . they're too hot for me.

**John W. Torbert,  
Baton Rouge, Louisiana**

I believe that a rough-finished (and the rougher the better) pipe gives the cooler smoke. A pipe is mostly cooled by the surrounding air taking heat from the bowl. Naturally the more surface there is exposed to the air, the more heat may be lost; and a rough-finished pipe has this greater surface because of that rough finish.

As an added tip I find that on any pipe a top-cover makes for a much cooler smoke. Not only does it provide more surface; but it is a metal surface, and it absorbs heat from the pipe and radiates heat into the air.

**Paul A. Ferrara,  
New Orleans, Louisiana**

Theoretically, the rough finish bowl should give a cooler smoke because the rough finish gives the outside of the bowl a greater surface area from which to radiate the heat. In actual practice, the difference, if any, is so small as to be undetectable by the pipe smoker.

Personally, I have not been able to find any difference in the coolness of the smoke in rough or smooth finish provided the bowls of the pipes tested are of approximately the same thickness. I should be interested in the results of scientific tests done to determine the

answer to this question. Sensitive testing instruments could settle the argument once and for all.

**I. E. Miner,  
Cornell, Ill.**

It's my belief that, all things being equal, the rough finish will give the coolest smoke. Heat tends to travel to a point or ridges and the many ridges on the rough finish radiate this heat quickly—note a hot water or steam radiator's construction—they are ridged, not rounded smooth.

The difference may be slight and the quality of the briar must be such as to have good heat absorption ability—it must absorb heat before it can radiate it. Bowl thickness must be considered, too.

In this case I'm speaking of a sandblast finish rather than a hand carved, although the same applies to the latter—but to a less extent.

By tests I've found the rough finish will cool quite a bit faster than a smooth of equal thickness after a smoke.

My best pipe has a sandblast finish but my preference runs to the smooth.

**George M. Brewster,  
Topeka, Kansas**

It is my opinion that the finish does not determine the "coolness" of the smoke. This is determined by the thickness of the walls of the pipe, the bowl and the shank. However, it also follows that a cooler smoke will be obtained from a smooth finished pipe than from the same size of pipe in a rough finish.

This is best illustrated by a pot bowl pipe, which, of course, has thick walls.

In my experience the smooth finish gives the cooler smoke because the rough pipe will naturally be thinner in spots, and while the uneven surface naturally gives more surface area, there will be



spots where the walls are actually thinner and those spots will heat up more than the uniform even surface of a smooth finish pipe with a virgin finish.

**Don E. Deutch,**  
**W. Lafayette, Indiana**

The heat generated in the bowl of a pipe has three outlets. One is via the smoke into the mouth of the person, which, I imagine every pipe smoker has unpleasantly experienced at times. Two—the heat rises out the top of the bowl; and, three—the heat is absorbed by the body of the pipe and is radiated off its surface.

Reason should now show that the larger the radiating surface, the larger the amount of heat that will be radiated.

Experience in both smooth and rough finished pipes has shown me that this is true and so, since a rough finished pipe obviously has a larger surface area than a smooth finished pipe of the same size, rack up one vote here for the rough finish.

**Aaron S. Weiner,**  
**East Orange, N. J.**

In my humble opinion, I would say that a carved pipe would smoke cooler than a smooth one. My reason is that a pipe with carving on it presents a greater surface for air to cool than a smooth pipe for the same given circumference of the two pipes. This can be compared to the air cooled motorcycle engine that has flanges to trap air and present a greater surface for heat to be dissipated.

We must also take into consideration the quality of the briar which, if it were inferior, would smoke hot, were the pipe smooth or carved.

Also, some tobacco mixtures tend to smoke hotter than others and the individual smoking habits of the smoker can also influence the answer to this question.

**Thos. H. Thrift,**  
**Coquille, Oregon**

I am of the belief a smooth finish pipe smokes cooler than one of rough finish.

A pipe that has a rough finish will have a lesser surface thickness than a smooth finished pipe of equal size. The rough finished pipe will tend to pick up dirt and dust which will adhere to the bowl surface and retard the heat coming from the bowl chamber. The more wood there is in the bowl wall, the more heat it can absorb from the burning tobacco, thereby producing the cooler smoke.

**Z. Foxen,**  
**Montreal, Canada**

It is not my opinion the finish of the pipe that gives a smoke coolness but the thickness of the briar and the size of the bowl and also the way a person smokes.

I smoke very fast, and if the bowl is small whether smooth or rough will be a hot smoke while if the bowl is large and the briar is thick the smoke will be cooler.

I prefer a smooth finish and light shade of pipe because I can examine and see what I am getting for my money. I also like to see the briar color up as the pipe gets well broken in. I have quite a few rough finish pipes and I never noticed any difference the way they smoke from any smooth finished pipes. The only thing I like about the rough finish is the sand blasting that brings out the true grain of the briar which is as beautiful as hand carving on a meer-schaum pipe.

**Frank O. Hunter,**  
**Baltimore, Md.**

I am definitely in favor of a rough-finish pipe for a cooler smoke. The carved out hollows act as cooling fins which prevent the pipe from getting hot. Most smooth finish pipes seem to have thinner walled bowls and this makes for a much hotter smoke.

It is only reasonable to see that a thick, carved bowl will take much longer to heat up than a thin, smooth bowl will. Of course, a great deal depends on how the pipe is smoked. If you really smoke a pipe slowly and properly, it will not give a hot smoke—no matter which type of bowl you have. Few of us smoke “properly”, however, so why not smoke the rough finish which is less likely to become overheated?

**Robert F. Lee, Jr.,**  
**Nashville, Tenn.**

My experience has been that hand carved pipes have given cooler smoking.

They are cooler for two definite reasons: Primarily, the hand carved pipe is usually carved from thicker briar than the smooth finished ones. This means more heat absorption takes place and a cooler smoke reaches the mouth of the smoker. Also, due to this extra thickness of the briar, by the time the heat should reach the outer surface (and thus feel hot to the hand) the tobacco has usually expired and the smoke complete in coolness.

Secondly, I know my relief carved pipes feel cooler to the touch during a smoke. The fingers touch only the thickest portion of the relief carving on the exterior. They do not contact the thinner, warmer sections of the bowl and shank.



Lee

**Faye Momand, Jr.,**  
**Macon, Georgia**

I think that the amount of stain and wax a pipe has on it has a lot to do with the cooler smoking of a pipe along with the type of finish.

A pipe with a rough finish is usually stained and is then buffed with a high speed buffer. Rough finish pipes are usually very porous and any waxing or high polishing would close the pores and hinder the breathing of the pipe.

Smooth finish pipes have several coats of wax on them to produce a high polish but this makes a pipe smoke hot. A smooth finish and a natural finish would be the coolest smoke in a smooth pipe because it has less wax.

**Burton L. Sarazon,**  
**Detroit, Mich.**

I firmly believe that neither finish of the pipe bowl itself has anything to do with the temperature of the smoke as it reaches the smoker's mouth.

(Continued on Page 93)

## NEXT MONTH

**APRIL—“In selecting a new pipe, how do you tell whether or not it will turn out to be a good smoking pipe?”**

(Answers must be received by March 5)

**MAY—“What size, shape, and design of the bowl chamber do you prefer and why?”**

(Answers must be received by April 3)

Address all letters to “Pro and Con” in care of this magazine. Anonymous contributions will not be used. Send a picture of yourself if you wish. As many letters will be used as space will allow. Suggestions for future questions are also welcome.



# Pipe Clubs

## National Order of Pipe Smokers Announces Reorganization; New Members are Cordially Invited

**N**OW IN the process of reorganization is the National Order of Pipe Smokers whose headquarters are located at Atlanta, Georgia.

This group was organized about 30 years ago (right after the first World War) and was no doubt the largest organization of its kind at that time. Pipe smokers from all over the world joined the group which was active for about seven years, or until the death of its leader and founder, Dr. Horace Grant.


Recently Mr. Albert Almand, one of the trustees of the original Order, made a survey to see if there was sufficient interest in the country at the present time to make the reorganization of the plan worth while.

His intentions were printed on the club page in the August issue, and he reports that several dozen pipe smokers wrote to him stating their interest in helping to get the Order into operation again.

Mr. Almand has just informed the club editor he is now definitely going ahead with plans to start the ball rolling once more and he invites old members as well as new to send him their suggestions and offers of assistance.

The new organization will no doubt be founded along the lines of the original group. Those who would like to become charter members of the reorganized association should get in touch with Almand promptly so that a roster may be built up, a constitution formed, national officers elected, membership cards printed, and other matters discussed.

Until such time as dues are decided upon the club must act without funds, and since Mr. Almand expects an unprecedented number of letters in reply to this announcement, he requests that a self-addressed stamped envelope be included if a reply is desired. Eventually a small treasury will be built up to take care of incidental expense such as postage, and so on.



This is the trade-marked insignia of the Order. New lapel pins are contemplated.

The purpose of the Order when it was originally founded was to have fun and enjoy the fellowship of other pipe smokers. In any town or community where there were enough members to have meetings, these were held. In the home town of Atlanta, Georgia, where the largest local unit was to be found, the group had smoking parties and dinners at which time many tall tales of the greatness of being a pipe smoker were sounded off.

Almand feels the order had much

---

### PIPE CLUBS

*Are you a member of a pipe club?  
Would you like to join or help  
form one in your community?*

If so, write in and tell us and we will promptly advise you as to the name and address of the nearest club in your community.

If there is no club in your town or locality, we will put you in touch with other pipe smokers interested in forming a local pipe club if you so desire.

Write to  
**PIPE LOVERS MAGAZINE**  
Long Beach 12, California

---

merit and he is glad to see that the interest is sufficient to warrant its revival. He is lending his time and services to get the ball rolling again until such time as a national president and regional officers can be selected.

Comments from readers and suggestions for increasing the scope and effectiveness of the organization should be addressed to Mr. Albert I. Almand, N. O. P. S., 333 Holderness Street S. W., Atlanta, Georgia.

Progress of the group will be reported on the club page regularly.

## New Clubs

### BIRMINGHAM, ALABAMA

The state of Alabama is soon to have its first pipe club, if plans of Ben Waas at Birmingham are carried out. In a recent letter to the club editor he states that there is considerable interest among pipe smokers there, and already several have shown their desire to organize.

"We are sure that we will have a real pipe club with a large membership in a short time," he says. He invites interested pipe smokers in the Birmingham area to contact him concerning time and place of meetings. Mr. Waas may be reached at 1724 Jefferson Avenue S. W. in Birmingham.

### BOSTON, MASS.

Pipe smokers in the Boston area who have missed the fun and association of other pipe smokers now have something promising to look forward to. A new club to be known as the Minuteman Pipe Club of Boston is now being organized by Don MacAfee in Everett, a suburb of the Massachusetts capital.

He is anxious to get in touch with pipe smokers in the Greater Boston area who are interested in forming a pipe smokers' club. He states he would appreciate letters from those in adjacent towns who might not be able to see or phone him personally. If a sufficient number of members are located in a close area, an early meeting is planned to start organization and plan a future course of action.

Mr. MacAfee invites all of those interested to get in touch with him at 655 Broadway in Everett.

### PALM SPRINGS, CALIFORNIA

A new club of pipe smokers in this desert resort is the hope of A. W. Murphy of Palm Springs. In a recent letter he stated he was enthused over the idea and had already questioned several of his pipe smoking friends concerning it.

He asks us to announce his invitation to anyone in or near Palm Springs to



notify him of the fact. He can be reached at P. O. Box 968 in Palm Springs.

### CLEVELAND, OHIO

Pipe smokers in this Ohio city who have been hoping someone would start up a pipe club will be glad to hear that Dr. Leo Stoor has signified his interest in this direction.

He has asked the club editor if there are any interested parties in Cleveland. So, we hereby pass the word along and hope these words will greet interested eyes and that a real live club may soon be meeting in this Ohio city.

With the large number of serious pipe

smokers in Cleveland, it would seem that a good sized organization should be meeting before long. Those interested in helping Dr. Stoor get started may contact him at 15201 St. Clair Avenue.

### MEMPHIS, TENNESSEE

Another club in Dixie, and the first in Tennessee is more than just a possibility. Jack Anderson has mentioned he is interested in the formation of such a club, if there are enough men in the Memphis area who would like to help form one.

A copy of suggestions on forming a pipe club have already been sent to Mr. Anderson, and those interested should

let him know right away. His Memphis address is 62 Madison Avenue.

### UTICA, NEW YORK

"We are very much interested in forming one or two PIPE LOVERS Clubs here in Utica," writes James F. Pronteau. "I am a student at Utica College and a number of us are anxious to organize a club in the near future."

The group is eager to have others in Utica who are interested in such a club contact their leader in order that the preliminary details may be taken care of within the next few days. Pronteau may be reached at 1614 Clementian Street in Utica.

## PIPE CLUB DIRECTORY

*Pipe clubs already formed or now in the process of organization are listed below. Persons interestd in joining these groups should contact the name given.*

### ALABAMA

BIRMINGHAM—  
BEN WAAS  
1724 Jefferson Ave., S. W.

### CALIFORNIA

BURBANK—  
LOCKHEED PIPE CLUB  
Rand Miesemer  
4644 Verdugo Road,  
Los Angeles

GLENDALE—  
C. E. YAGERLEHNER  
3432 Las Palmas Ave.

HOLLYWOOD—  
C. W. DAVISON  
726 N. Gramercy Place

LAGUNA BEACH—  
FRED S. WHITFORD  
160 Ruby St.

LONG BEACH—  
ROBERT SHERBONDY  
338 Walnut

LOS ANGELES—  
S. COLTON  
2065½ West 6th St.  
CY PRUNER  
3807 S. Hill St.

MONTROSE—  
ED COPELAND  
2326½ Honolulu Ave.

PALM SPRINGS—  
A. W. MURPHY  
P. O. Box 968

SAN FRANCISCO—  
ROBERT H. PURCELL  
830 Hyde St.  
FRED PARDINI  
730 Avalon Ave.

SANTA MONICA—  
ED KOLPIN  
220 Santa Monica Blvd.

### COLORADO

DENVER—  
HENRY F. KOKENZIE  
4211 Green Court

### DIST. OF COLUMBIA

WASHINGTON—  
HILTON J. PATTON  
24½-14th St., S. E.

### FLORIDA

ORLANDO—  
JOHN C. CALDWELL  
P. O. Box 2987

### GEORGIA

ATLANTA—  
BEN EUBANKS  
Fulton Co. Ct. House

### ILLINOIS

BERWYN—  
JOSEPH SEBEK  
3732 Lombard Ave.

CHICAGO—  
HAROLD CLAUSSEN  
2604 Milwaukee Ave.

WILLIAM HORN  
1348 N. Lawndale Ave.

DE KALB—  
C. R. MILLER  
231 E. Lincoln Hwy.

GALESBURG—  
FRED M. RAINEY  
963 E. Main St.

### INDIANA

INDIANAPOLIS—  
PAUL H. CHILDERS  
223 N. Alabama St.

LAFAYETTE—  
DON E. DEUITCH  
Box 200, Cary Halls,  
West Lafayette

### IOWA

DAVENPORT—  
FRANCIS O. WALSH  
1113 E. 15th St.

### KANSAS

LAWRENCE—  
GLENN KINGSOLVER  
1132 Tennessee

TOPEKA—  
KARL L. KNOLL  
2835 Burlingame Rd.

### MARYLAND

ANNAPOLIS—  
WILLIAM J. ZIEGLER  
47 Maryland Ave.

BALTIMORE—  
C. BARCLAY YOUNG  
3714 The Alameda,  
"Ednor Gardens"

ESSEX—  
FRANK O. HUNTER  
1617 Rickenbacker Rd.

### MASSACHUSETTS

BOSTON—  
DON MacAFEE  
655 Broadway,  
Everett, Mass.

WORCESTER—  
J. L. BYRNE  
5 Pearl St.,  
Milbury, Mass.

### MICHIGAN

EAST LANSING—  
JAMES APOSTLE  
Quonset Hut No. 16,  
Michigan State College

LANSING—  
LEONARD DEASON  
2014 Beal Ave.

SWARTZ CREEK—  
PAUL SPANIOLA  
Paul's Tavern

### MISSOURI

KANSAS CITY—  
BOND PERLETH  
3722 Wabash

ROGER NAVRAN  
621 W. 57 Terrace

### NEW JERSEY

EAST ORANGE—  
A. S. WEINER  
10 Main St.

### NEW YORK

AMSTERDAM—  
M. M. ORANTE, JR.  
80½ Forbes St.

FLUSHING—  
S. N. LAKIN  
65-35 170th St.

HEMPSTEAD—  
DONALD E. SMITH  
76 Prospect St.

NEW YORK—  
W. P. COLTON, JR.  
145 E. 74th St.

ST. ALBANS—  
ANTHONY GREGORIO  
113-40 196th St.

SCHNECTADY—  
MOHAWK PIPE CLUB  
C. A. Piercy, Pres.,  
Box 27, Ballston Lake

UTICA—  
JAMES F. PRONTEAU  
1614 Clementian St.

### OHIO

ASHLAND  
BOB WALLS  
305½ Cleveland Ave.

CINCINNATI—  
JOHN F. GALL  
3758 Montgomery Rd.,  
Norwood, Ohio

CLEVELAND—  
LEO STOOR  
15201 St. Clair Ave.

DAYTON—  
WM. L. DAHLE  
1946 N. Main St.

GREENVILLE—  
E. R. HUFNAGLE  
P. O. Box 35

STOW—  
P. V. RISINGER

TOLEDO—  
JOHN A. MURPHY  
1581 Jermain Dr.

### OREGON

PORTLAND—  
WALTER H. POST  
6114 S. E. 87 Ave.

### PENNSYLVANIA

GREENCASTLE—  
ROSS S. PEARSON  
33 E. Baltimore St.

LANCASTER—  
H. B. MOSEMAN  
27 N. Prince St.

PHILADELPHIA—  
B. B. CHERRY  
6107 N. 8th St.

PITTSBURGH—  
MELVIN H. TELES  
5423 Howe St.

### TENNESSEE

MEMPHIS—  
JACK ANDERSON  
62 Madison Ave.

### TEXAS

COMMERCE—  
RALPH McDONALD  
1108 Main St.

LUBBOCK—  
W. M. GOLDMAN  
1302 Ave. N

### VIRGINIA

NORFOLK—  
L. H. LEEGE  
Box 1921

### WASHINGTON

SEATTLE—  
CARL W. BROOME  
943 12th Ave. North

### WEST VIRGINIA

CLARKSBURG—  
M. E. ASHCRAFT  
108 Jasper St.

FAYETTEVILLE—  
MR. BEN D. KELLER

### WISCONSIN

BEAVER DAM—  
H. B. FANSHAW  
216 W. 3rd St.

MILWAUKEE—  
J. H. UHLE  
232 W. Michigan St.

### CANADA

MONTREAL—  
Z. FOXEN  
4186 Clarke St.

### National Associations

(Enclose stamped self-addressed envelope when writing)

THE G. I. PIPE SMOKERS CLUB—Joe Coniglio, 86 Ave. "S", Brooklyn, N. Y.

THE NATIONAL ORDER OF PIPE SMOKERS—Albert I. Almand, 333 Holderness St., S. W., Atlanta, Ga.

THE SOCIETY OF PIPE SMOKERS—Ben D. Keller, Fayetteville, West Va.





AND—

*this is but half the story.*

The ENGINEER gives you 35 min. smoking. It is dry and cool and sweet because it has

NO stem vacuum.

No filters. No wet heel. No slugs.

Description on request

Satisfaction guaranteed.

**Sport Type \$5 - Standard Type \$8**

*Order yours TODAY*

**GERHOLT INDUSTRIES**

P. O. Box 149

Romeo,  
Michigan



### Bound Volumes Containing All 1947 Issues



This is the sure way to preserve every issue for safe keeping and future reference. Bound volumes for 1947 containing all 12 issues are now ready. The binding is the same attractive maroon leatherette as was used for 1946 issues, so that the two volumes will match perfectly.

The price remains the same, \$6 post-paid. Bound volumes make an ideal gift for any occasion.

**ORDER YOURS TODAY**

Send for yours now. We expect a greater demand than last year due to the increased number of readers. Send check or money order TODAY. Specify which you want Volume I (1946) or Volume II (1947). Both volumes include full and complete index.

**PIPE LOVERS MAGAZINE**

532 Pine Avenue Long Beach 12, Calif.

If your dealer does not carry this magazine, send us his name and address and we'll see that he receives the next issue.

# Blends and Blending



By **GEORGE ALPERT**

*If you have any questions concerning tobacco blends or blending Mr. Alpert will be glad to help you. He may be addressed at 401 Broadway, New York 13, N. Y. Be sure to enclose a self addressed stamped envelope for your reply.*

**A** DISCUSSION the other night about "burnability" or combustion in a mixture, brought to mind Tim Davis' dream, which came to him after an evening of furious blending. Everything he mixed burned hot. The first few puffs of these well-calculated-but-off-somewhere mixtures, would be fine, but then, as Tim puts it, "the goldurn pipe would start smoking like a house afire."

After a few hours of conflagration, Tim removed the specks of tobacco from under his fingernails, ( a blender's chief occupational hazard—that and getting tobacco all over the floor) and went to bed.

Tim's dream showed him over the blending table. There were huge jars of tobaccos, and a tremendous blending bowl. Taking shovelfuls of the various ingredients, he stood in the center of the bowl, and with a six foot oar, proceeded to mix the tobaccos which came up as high as his knees.

There he was, standing knee deep in tobacco, sampling a pipeful out of a hollowed hot poker, and the mixture wouldn't burn!

Tim had the solution. Adding a wee bit of Uranium-235, he relit the pipe. Net result: Explosion! Tim awoke in a cold sweat, his wife then telling him to be quiet as he'd wake up the children with all his screaming.

**T**IM COULD have enjoyed smoking his own little creations if he had only remembered or known about a blending tobacco grown in Maryland, and known as "Maryland".

This is a brown and rather delicate leaf. An ounce or two in a pound slows burning, and the flavor of the mixture can then come through.

Maryland is used chiefly in those mixtures that lack enough solid base tobaccos. Not only does it slow com-

bustion, but Maryland itself is a neutral, has no flavor, and doesn't otherwise change the taste.

On the other hand, the slowing down will produce a different taste that will vary with the amount of Maryland used.

Getting tobacco to burn properly, and having it puffed to the bottom of the bowl without great change in taste, calls for using enough base tobaccos which will give your mixture control.

It is agreed that some people will enjoy a mixture that might be fourteen ounces Virginia Ribbon with two ounces of Latakia. But the general taste doesn't run in that direction. More balance is desired.

Balance comes of enough base tobaccos and proper proportions. It's something that home blenders catch on to after a little experimentation.

Here's a formula I like for this time of year; a solid mixture and yet mild. Has plenty of flavor best described as a "velvety richness."

1½ oz. Black Cavendish  
¾ oz. Plain unsweetened Burley  
½ oz. Virginia Flake  
1¼ oz. Latakia

The Black Cavendish is a roasted Virginia, with a full smokey flavor. The Burley gives body and aids combustion. The Virginia Flake is just there for decoration, doesn't do much but add color. Our old friend, Latakia, contributes a flavor that with the Black Cavendish gives this blend the "magic taste."

All natural tobaccos are used in this formula, the mixture being "straight" and not burning too fast. Actually, it is an even burning blend, now being smoked by a number of friends to whom I have passed on this formula. Give this one a try, and I'd be interested in knowing how it worked out for you. Happy blendings!



## PIPESTONE QUARRY

[Begins on page 74]

gether in the valley of the Pipestone. Standing on a pinnacle of rock, he bade them lay down their arms and live like brothers.

Breaking from the wall of the precipice a piece of the red rock, he made a huge pipe by turning it in his hand.

Smoking this pipe over them—to the north, the south, the east, and the west—he told them this stone was red, that it belonged to them all, and that the war club and scalping knife must not be raised on its ground.

At the last whiff of his pipe his head went into a great cloud and the whole surface of the rock for several miles was melted and glazed. Two great ovens were opened beneath and two women (guardian spirits of the place) entered them in a blaze of fire.

To this day legend states that they are still heard there at night, answering the invocations of the high priests or medicine men, who consult them when they are visitors to this sacred place.

**S**INCE THE Indian had but meager ways of recording history, there appears no record as to when this stone was first used for the making of the pipes. It may go back many centuries, or it may be of comparatively recent origin. The stone was probably a favorite of the Red Man because with his primitive tools he was able to carve it easily, whereas other stone would break or dull his tools and was too hard to work satisfactorily.

The stone is found 18 inches thick in quartzite. It appears in a sort of slab-like formation with the thickness

of the slab varying considerably but being generally of approximately 2 inches.

The natural glaze possessed by the stone is unlike other surfaces anywhere. It is a dull but attractive red and the color varies but little throughout the quarry. Although it is used primarily for pipe making, several tribes, especially the Sioux, have employed it for the carving of small trinkets and other objects both for trading to others and for sale as souvenirs to tourists.

The coming of the white man and the partial modernization of the Indian has not stopped his desire for pipes made of the famous stone. The Red Men even now make annual pilgrimages to the picturesque area for the purpose of securing stone with which to make their pipes. These trips were once gala affairs with a three day pow wow which ended in carrying off huge piles of the rock which would keep the Indians well supplied for many moons.

In order that the Indian may be assured of a continual and uninterrupted supply of the red stone, the area surrounding the quarry was set aside by a group of interested persons who organized what they called the Pipestone Shrine Association.

This group asked Congress to protect this spot by law, and the result was the passage of the Henrik Shipstead Bill which established the Pipestone National Shrine, and it is now a unit of the National Parks System known as Pipestone National Monument. It is open to the public, but the white man is prohibited from carrying away the red stone.



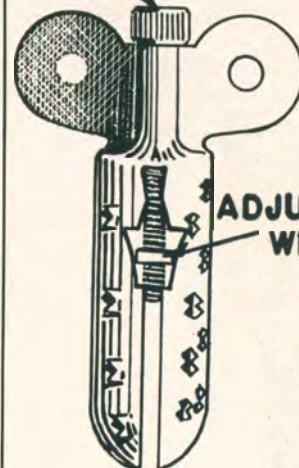
"It's the most realistic version of 'Smoke Gets in Your Eyes' I've ever seen."

MARCH, 1948

## THE FAMOUS NOSNEVE PIPE REAMER

FITS ANY BOWL

ADJUSTABLE  
SCREW TOP



ADJUSTABLE  
WEDGE

AT YOUR TOBACCONIST

or 35c Postpaid

NOSNEVE CO., BOX 86

BARABOO, WISC.

## FREE TO PIPE SMOKERS

For a new taste thrill and pipe smoking experience, tell us your present brand of tobacco and get FREE package Mild, Tasty, Nature-Flavored GREEN RIVER. Write now and know the keen satisfaction of FACTORY FRESH, aged-in-the-wood tobacco, without cost or obligation.

PETE MOBERLY, Box 995, Owensboro, Ky.

YOU HAVEN'T ENJOYED A PIPE UNTIL YOU SMOKE **BARCLAY SQUARE** Aromatic Blend '77

WRITE FOR FREE SAMPLE  
**CLEVELAND TOBACCO CO.**  
2133 ONTARIO CLEVELAND 15, OHIO

- POCKET SIZE 30 CENTS
- HALF POUND \$1.30
- POUND \$2.50

*Unconditionally Guaranteed*  
TO BE THE BEST PIPEFUL YOU'VE EVER HAD OR WE'LL REFUND YOUR MONEY

*For Those* **STARTLING SAVINGS**

30 to 40% off usual prices for world's finest blends—plus profit sharing bonus. Sold direct by unique subscription plan. FREE brochure.

Guild of Tobacco Connoisseurs  
P.O. Box 153, Cincinnati, Ohio

**FOR PIPE SMOKERS**

Ronson Lighters and Rogers Air-Tite Tobacco Pouches are awarded each month to winning contributors to the Pipecraft department. See that page for full particulars.



## DOMESTIC BRIAR

[Begins on page 72]

Kalmia is much the harder wood of the two. It is a superior grade of wood and makes a fine pipe. The burls are large and well suited for the purpose. The shrub is found largely in the western tip of North Carolina in the vicinity of Asheville. Its use dates back to the time of the pioneers who raised and cured their own tobacco and then smoked it in pipes made of this and other woods.

Although quite tough in texture, the wood carves easily, is not inclined to split, doesn't burn readily, and darkens in color as the pipe is smoked.

Rhododendron, sometimes called the rose tree, is also found in the western section of the state. Pipes made of this wood are light in weight and give a sweet, satisfying smoke. The wood carves easily and the grain pattern often reveals some very beautiful designs.

The sizes of the various burls vary to some extent, with the oldest ones being the best for pipe making purposes. The comparative size may be noted in the illustration at the top of page 72.

After being brought in from the forest the burls are trimmed with an axe, this being the first process in preparing the blocks for the pipe manufacturer. The axe cuts away unwanted root sections and other unusable portions. The burls are then covered with sugar cane stalks and the pile is watered to prevent the wood from drying out before it is cut.

After this the burls are "slabbed", that is, they are cut in two by large 32 inch circular saws, and then further sawed into large slabs of uniform thickness. There is considerable art to the cutting of the burl, and the grain must be studied closely. If this is not done the resulting pipes may not only lack beauty but be poor smokers as well.

The slabs are then sent to another room where a series of smaller power saws cut them up into blocks suitable for turning into the finished pipe. Again the grain structure must be studied carefully in order that each block will be correctly made.

**T**HE NEXT process is boiling the blocks under steam pressure for a period of from 24 to 36 hours. This takes all of the unwanted sap out of the wood and leaves it quite free from natural moisture. It is quicker and of course more economical to boil the individual blocks rather than the large burls as was once the custom.

Upon being removed from the steam

vats the blocks are inspected and assorted as to size and quality. It takes a trained eye to know at a glance the quality of the block, from what section of the burl it came, and the price it should bring.

After the blocks have been classified they are placed on huge drying racks or shelves. The nature and shape of the blocks permits a full circulation of air between and among them and this serves to thoroughly dry the blocks before they can be shipped to the pipe factory. In some warehouses they are turned periodically during this period to assure equal drying throughout.

The process is a long one, and artificial heat is not used since this would dry the block too rapidly and thereby cause the blocks to split.

After the drying process the blocks are given a final inspection before being made ready for shipment to the factory. Experts can tell almost by feeling the block if it will make a good pipe.

**D**OMESTIC briar boomed during the war, and at the same time it fell somewhat into disfavor, due to circumstances. When the supply of Mediterranean briar was shut off shortly after hostilities began, pipe manufacturers had to rely upon their rapidly diminishing stocks in this country. When these were gone they had two alternatives: To shut down until the war was over, or to employ home grown briar.

With the increased demand for pipes during the war they began to tap the domestic supply. The whole country was searched thoroughly for the best briar obtainable. Kalmia and rhododendron from the western part of North Carolina were among the best.

Since there had never been a heavy demand for domestic briar by the pipe industry in former years, the supply obviously was very small. Now, with the sudden demand, numerous plants sprang up almost overnight throughout this section of the state and began to dig briar in order to supply the demand. Many of them knew little about the proper curing and seasoning of the briar,

## PIPODDITIES

Source of any item depicted sent on request.

By George R. Flamm





and as a result much of that which went to the pipe factory was "green" (improperly cured.)

Obviously, a poor smoking pipe was the result. But the public demanded pipes, and naturally the manufacturer did his best to meet that demand.

That is why, during the war, you often bought a pipe that was a poor smoker. And, upon being told that it was home grown briar, you decided that the domestic variety was very inferior to the imported product.

But as has been pointed out, the domestic wood was a victim of circumstances and never really had a chance to show itself to best advantage.

Men who have worked many years with domestic briar have learned a lot about it, and they all say that when the wood is correctly harvested, seasoned, cured, and made into a pipe, that no one can tell it from the kind grown in foreign lands.

They contend the word "imported" has a magic or hypnotic effect upon the pipe smoker, and if a grade A piece of domestic briar were stamped "imported", not one in a hundred could detect the difference.

Pipe manufacturers have been looking at domestic briar from another angle. Although briar is being planted in Europe to replace that taken from the ground, it will be many years before the new crop is ready to be harvested. During the war very little was planted. Furthermore, it is being used faster than it is being grown.

It appears, they believe, especially with today's increased demand for pipes by the public, that the supply will some day be insufficient to fill the demand, and domestic briar will have to be used for all but the very choicest pipes. Opinions vary as to when this day might come. In that connection some concerns are today experimenting with the local wood to see what curing processes work best on it and render it most satisfactory from smoking pipe standpoints. It is very possible that the correct curing process, once found, may make the wood comparable in every respect to its European cousin.

## PRO AND CON

[Begins on page 86]

My reasoning follows:

1. Tobacco burns at a given and continuous temperature.
2. As long as the tobacco is burning, the heat of combustion is transferred continuously to the bowl.
3. If the bowl is smoothly finished it

# NEXT MONTH

**"THE CHURCHWARDEN,"** by John Ellis, gives you many facts you didn't know about this romantic pipe. The Churchwarden is one of few styles to have retained at least some popularity during the years. It is a really outstanding article.

**"LET'S TALK ABOUT STEMS,"** by Hal Heintzelman, discusses the advantages and disadvantages of the various pipe bits telling you how and why certain styles were developed, the types preferred, and other facts you have often wondered about.

**"PLUG FORMS A CAKE,"** by Earle Harris, is a new twist to the age old problem of how to best break in a new pipe. His idea is one you will want to try, and perhaps adopt in the future.

**"BELGIAN SMOKERS,"** by Albert Gooris, takes you to Flanders for an eye witness account of how pipe smokers in that country like their pipes—and their tobacco. The author, a native of Belgium, relates experiences as he saw them many years ago. It's an interesting article.

**"THE REPAIR BENCH"** is the title of a new regular column which will appear monthly, beginning in the April issue. Pipe repair men and those who like to "fix their own" have requested more information on this subject. Watch for this column each month.

### PLUS

All the other regular features including The Collector's Page, What's New, Pipecraft, Pro and Con, Questions and Answers, Blends and Blending, which are full of vital information every issue.

## SUBSCRIBE TODAY

Be Sure of Receiving Every Copy as Soon as  
it Comes Off the Press

Rush This Coupon NOW With Your Remittance

Pipe Lovers Magazine  
532 Pine Ave.  
Long Beach 12, Calif.

Date.....

Enclosed please find.....for.....year's subscription

to begin with the.....issue. Send to

**2 Years - \$4.50**

Name.....

**1 Year - 2.50**

Address.....

City..... Zone..... State.....

New  Renewal



## CLASSIFIED ADVERTISING

Ten cents per word—minimum \$2.  
Cash must accompany order

### FOR SALE

- FOR SALE. Beautiful collection of pipes. BOX 56, Pipe Lovers Magazine, Long Beach 12, California.
- FOR SALE. Factory briar pipes and modern installation. BOX 57, Pipe Lovers Magazine, Long Beach 12, California.
- PIPE SHOP, excellent location, low overhead, nets approximately \$100 per week. \$2500 plus \$1000 inventory. For details write or phone COLTON PIPE SHOP, 2065 W. 6th St., Los Angeles, Calif. Phone Fairfax 5906.

### PIPE REPAIRING

- PLEXIGLAS stem for your pipe. Stronger than hard rubber. Send pipe and stem. Price \$1.60 postpaid. J. P. CLYMER, 726 Lehigh Ave., Lancaster, Penna.
- HARD rubber bits fitted to your pipes, 75c. Expert workmanship. Broken shanks and broken pipes the ordinary repairman cannot repair, a specialty. Send pipe now for estimate. All work guaranteed. CHAPIN PIPE AND REPAIR, 2096 West 100th Street, Cleveland 2, Ohio.

### PIPE MAKING

- ENJOY making your own pipes. Briar block, filter, bit, instructions \$1. Factory rejects 2 for \$1. Free literature. CARVA-PIPE, 2829-V Dixie, Hamilton, Ohio.
- PIPES made to order. You draw the design, I make the pipe. \$5.00 to \$7.50. Jumbo sizes slightly higher. Send your design today and ask for quotation. Stems repaired. J. H. BRADSHAW, 1124 Linden, Long Beach 2, California.
- SILVER BANDS made from heavy 28 gauge sterling. Standard sizes 8 to 20 mm. with half sizes, 40c each, or 6 for \$2.00. Per dozen, \$3.75 postpaid. WALTER DELONG, 609 Russell Ave., Indianapolis 4, Indiana.

### WANTED

- DUNHILL Pipe Book and Pritchett's "Smokiana". CY PRUNER, 3807 S. Hill St., Los Angeles, Calif.

### MISCELLANEOUS

- PIPE-KAKER makes your first smoke as good as your 100th. Break your pipe in safely, quickly and pleasantly. Enough for 12 pipes. Price 50 cents postpaid. J. P. CLYMER, 726 Lehigh Ave., Lancaster, Penna.
- PIPE and Tobacco Year Book of all nationally famous brands is ready for you. Free. Just send us your address. THE TOBACCO SHOP, 963 E. Main, Galesburg, Ill.
- EARN EXTRA MONEY selling subscriptions to Pipe Lovers to your friends. Liberal commission. You can also work up a profitable income by obtaining orders for monthly shipments to pipe shops and newsstands. Easy, spare time work. Every pipe smoker is a customer. Write today for full details and commission allowances. PIPE LOVERS MAGAZINE, 532 Pine Ave., Long Beach 12, California.

will dissipate the heat at a certain given rate.

4. If the bowl is finished roughly the heat will truly be dissipated at a higher rate. Because of the fact that more surface is exposed to the air.

5. However, as to cooling the smoke, I believe that due to the fact that briar or wood is a very poor conductor of heat, the smoke is not cooled at all.

6. The question can easily be settled conclusively by inserting a thermometer in the bowl of the two pipes in question and reading the exact temperatures of the tobacco as it is smoked under identical conditions. The temperatures, in my opinion, will be identical.

The practice of increasing the surface area of a pipe bowl by carving the bowl or cutting fins in the bowl is, in my opinion, useless insofar as the object of cooling the smoke is concerned. It may add or detract from the appearance of the pipe according to ones likes or dislikes.

A pipe bowl is essentially a fire pot. Who ever heard of putting a cooling arrangement on an object that must have fire in it in order to operate properly?

Now, if the question were phrased as follows, I would say definitely that carv-

ed or rough surfaces produce a cooler smoke:

"Which do you believe gives the cooler smoke, rough bowl *shank* or smooth bowl *shank*?"

However, it would be difficult if not impossible for the smoker to notice the difference, unless the shank of the bowls were extended quite a ways from the bowl and then I doubt that one could tell the difference.

Regarding the reference to a fire pot above, I would like to elucidate further:

Internal combustion engines are cooled by several different methods. The one I'll discuss follows: Air cooled by additional cooling surfaces on the cylinder for the purpose of dissipating the heat caused by the combustion of the fuel.

However, a fire pot for a steam boiler is never cooled by any method. Its purpose is to create heat and heat is created by the burning fuel.

In a pipe, the one purpose is to burn the tobacco so that the smoker can enjoy the fragrance of its smoke. In order to burn tobacco we must keep its combustion temperature steady. That we cannot do if we attempt to cool it at its combustion point.

## THE FAMOUS FISCHERS

[Begins on page 78]

tobaccos, and setting the color in meerschams.

The latter, which is accomplished by boiling the meerschams pipe in oil, is a secret process which goes back more than 125 years when it was first used by the Fischers in the old country.

The process consists of boiling the meerschams pipe in a kind of oil after the color has been obtained through many hours of smoking. Additional color is not obtained in the process, but the color which has been acquired is made permanent.

The exact procedure differs among those who do this type of work, and the quality of the formula used by Fischer is attested by the fact that his shop has been retained by many of this country's leading pipe dealers and pipe smokers to do this work for them exclusively.

The Fischers have perfected their own system of color setting to a high degree, and this has been brought about through continual experimentation in their shop.

As a suggestion to meerschams pipe smokers, Fischers say that the bringing about of a better color may be obtained if the pipe is given a thorough waxing every six to nine months. Also, better results are often found by using a top bowl.



Above, Mrs. Fischer is inspecting and sorting some new hand made briar pipes.

The name Fischer is recognized in pipe circles today as the ultimate in pipe carving, the same as it has been for the past 125 years. Although pipe styles and fashions may come and go, a hand carved pipe remains a thing of beauty to be admired by all. With the seventh generation now beginning to take the reins, the Fischers intend to keep the name active in the field of fine pipe making for at least seven more.



# Headquarters for PIPES and TOBACCOS

Visit These Better Stores in Your Community

## ARIZONA

PHOENIX—  
JACK'S PIPE SHOP  
432 W. Washington Street

## CALIFORNIA

BAKERSFIELD—  
LEWIS PIPE AND TOBACCO  
1919 Chester Ave.  
BERKELEY—  
DRUCQUER AND SONS  
2059 University Ave.  
BEVERLY HILLS—  
LETHAM'S PIPE SHOP  
9441 Santa Monica Blvd.  
FRESNO—  
HARRY PARKER  
1311 Fulton Street  
GLENDALE—  
GLENDALE CIGAR CO.  
219½ So. Brand Blvd.  
HOLLYWOOD—  
HOLLYWOOD PIPE SHOP  
1641 N. Cahuenga  
LONG BEACH—  
CURT'S SMOKE SHOP  
248 E. Broadway  
A. GUTHERZ  
6 W. Jergin's Arcade  
ROBINSONS  
312 E. Broadway  
LOS ANGELES—  
ADE'S PIPE SHOP  
5314 Crenshaw  
COLTON PIPE AND TOBACCO  
2065½ W. 6th St.  
COPLEY'S PIPE AND TOBACCO BAR  
8537 Beverly Blvd.  
SEQUOIA PIPE SHOP  
Farmers Market  
3rd and Fairfax  
H. S. WITTNER  
142½ S. La Brea  
MONTROSE—  
THE SMOKER'S DEN  
2326½ Honolulu Avenue  
OAKLAND—  
BENADERET'S  
1946 Broadway  
MERCURY SMOKE DEN  
409 19th Street  
SCHILLER'S  
2066 Broadway  
SPORTSMAN NO. 1  
389 17th Street  
SPORTSMAN NO. 2  
440 19th St.  
SACRAMENTO—  
MAHAN'S PIPE SHOP  
1207 K Street  
SAN BERNARDINO—  
VEE'S PIPE SHOP  
415 "E" Street  
SAN DIEGO—  
MUNCEY'S TOBACCO PATCH  
1006 Broadway  
VAUGHN'S  
1055 Fourth Ave.  
WINTHER'S PIPE SHOP  
443 Broadway  
SAN JOSE—  
BOYCE'S PIPE AND TOBACCO SHOP  
68 S. First Street  
SAN MATEO—  
FOREMAN'S  
92 Third Avenue  
SANTA MONICA—  
ED'S PIPE SHOP  
220 Santa Monica Blvd.  
CONNECTICUT  
NEW HAVEN—  
THE PIPE CENTER  
104 College Street  
DELAWARE  
WILMINGTON—  
THE BEE HIVE  
du Pont Building  
DEL-MAR-VA  
17 E. Fourth Street

## DISTRICT OF COLUMBIA

WASHINGTON—  
BERTRAMS  
910 14th Street N. W.

## FLORIDA

CORAL GABLES—  
CORAL GABLES SMOKE SHOP  
2206 Ponce deLeon Blvd.  
DELRAY BEACH—  
LOVE'S  
4th & Atlantic Ave.  
JACKSONVILLE—  
THE TOBACCO SHOP  
225 Main Street  
MIAMI—  
OGDEN PIPE AND TOBACCO  
114 N. E. Second Avenue  
PENSACOLA—  
BOWMAN'S PIPE SHOP  
406 E. Wright

## GEORGIA

MACON—  
DEMPSEY CORNER  
Third and Cherry  
IDAHO  
BOISE—  
YE OLDE PIPE SHOPPE  
203 N. Ninth St.

## ILLINOIS

CHICAGO—  
HAL'S SMOKE SHOP  
2604 Milwaukee Ave.  
SONNEKERS  
3623 N. Southport  
GALESBURG—  
RAINEY TOBACCO SHOP  
963 E. Main Street  
INDIANA

FT. WAYNE—  
RIEGEL'S  
631 Calhoun St.  
NEW ALBANY—  
KAISER'S TOBACCO STORE  
326 Pearl Avenue  
IOWA

WATERLOO—  
HUMELS SMOKE SHOP  
325 Fourth Street  
KANSAS

TOPEKA—  
FLAD & MARSH  
607 Kansas Ave.  
MARYLAND

ANNAPOLIS—  
THE SMOKE SHOP  
54 Maryland Ave.  
BALTIMORE—  
A. FADER & SON  
210 E. Baltimore Street  
J. F. OBRECHT & CO.  
2 N. Howard Street  
TOWSON—  
WESLEY P. DALTON  
5 Centre Road  
MASSACHUSETTS

WORCESTER—  
OWL SHOP  
Main & Exchange Sts.  
MICHIGAN

BATTLE CREEK—  
MEISTERHEIM'S CIGAR STORE  
5 W. Michigan Avenue  
EAST LANSING—  
WASHBURN CIGAR STORE  
211 E. Grand River Avenue  
FLINT—  
PAUL'S PIPE SHOP  
517 Brush Street  
LANSING—  
MAC'S CIGAR STORE  
120 N. Washington  
SAGINAW—  
TUHY'S  
110 S. Jefferson  
SWARTZ CREEK—  
PAUL SPANIOLA

## MINNESOTA

ST. PAUL—  
ST. MARIE CIGAR CO.  
96 E. Fifth Street

## MISSOURI

KANSAS CITY—  
ENGLANDER'S  
14 W. Twelfth  
ST. LOUIS—  
H. A. SWEENEY  
926 Pine Street

## NEBRASKA

LINCOLN—  
FREEMAN'S PIPE SHOP  
1411 O Street  
BEN M. WOLF  
121 N. Twelfth Street

## NEW JERSEY

EAST ORANGE—  
BRICK CHURCH PIPE SHOP  
52 Brick Church Plaza  
TRENTON—  
R. E. RUSSELL  
52 W. State Street

## NEW YORK

NEW YORK—  
S. BRANDT  
558 W. 181st Street  
ALBERT COWAN, LTD.  
21 Cortland Street  
LAFAYETTE SMOKE SHOP  
Lafayette & Spring Sts.  
OXFORD PIPE SHOP  
142 E. 42nd Street  
PENN ZONE PIPE CO.  
875-6th Ave.  
TOWNE TOBACCONIST  
172 Fifth Avenue  
PALMYRA—  
THE PIPE SHOP  
157 Main Street  
ROCHESTER—  
CLYDE BURRITT  
18 State Street  
SCHENECTADY—  
VOTTIS PIPE SHOP  
130 Erie Blvd.  
SYRACUSE—  
STEG PIPE CRAFTSMEN  
200 W. Water Street  
WHITE PLAINS—  
ESQUIRE PIPE SHOP  
20 Depot Plaza

## OHIO

CLEVELAND—  
L. J. BENGE  
2706 Lorain Avenue  
BENNIE'S PIPE SHOP  
6540 Lorain Avenue  
DAYTON—  
DIXIE DRUG  
Dixie Highway and Koehler Ave.  
MANSFIELD—  
PARK NOVELTY SHOP  
34 S. Park Street

## OREGON

PORTLAND—  
THELINS PIPE AND TOBACCO  
733 S. W. Yamhill

## PENNSYLVANIA

BUTLER—  
ADOLPH'S  
502 W. Cunningham  
CARLISLE—  
DECKER'S CIGAR STORE  
29 W. High St.  
CHAMBERSBURG—  
BOB'S SMOKE SHOP  
27 N. Main St.

EPHRATA—  
WEIT & SON  
30 E. Main Street  
FRACKVILLE—  
BENDER'S CIGAR STORE  
54 S. Lehigh Avenue

GETTYSBURG—  
FRED S. FAHER  
Center Square  
GIRARDSVILLE—  
SIMONS  
131 2nd Street

HAZELTON—  
PERRY'S  
22 N. Ujo Street

LANCASTER—  
MOSEMAN'S  
27 North Prince Street

LIVERPOOL—  
LESHER'S

PITTSBURGH—  
FT. WAYNE CIGAR STORE  
400 Federal Street

SOUDERTON—  
PAYLESS DRUG STORE  
Main & Hillside

WILLIAMSPORT—  
JAMES' SMOKES and SWEETS  
312 Market Street

## SOUTH DAKOTA

ABERDEEN—  
GOODMAN'S  
113 S. Main  
SIOUX FALLS—  
LEWIS DRUGS  
309 S. Phillips

## TENNESSEE

MEMPHIS—  
WORLD NEWS CO.  
Main and Monroe

## TEXAS

AMARILLO—  
GHOLSTONS  
Post Office Building  
SAN ANTONIO—  
BLOCK'S PIPE SHOP  
208 Broadway  
HARKNESS PIPE SHOP  
101 W. Commerce Street  
MAX ITZ  
423 N. St. Marys St.

## WASHINGTON

SEATTLE—  
WISEMAN'S PIPE SHOP  
4234 University Way

SPOKANE—  
HOLT PIPE SHOP  
Main & Howard

TACOMA—  
CITY CIGAR STORE  
902 Pacific Ave.  
WALLA WALLA—  
KELLY CIGAR STORE  
9 S. Second Street

## WISCONSIN

MADISON—  
TOBACCO BAR  
617 State Street  
MILWAUKEE—  
HARVEY STORES  
747 N. Third  
UHLE'S SMOKE SHOP  
232 W. Michigan Street  
WEST ALLIS—  
JONES TOBACCO DEPT.  
6129 W. Greenfield





## “The Larger the Bowl the Cooler the Smoke”

**If you have friends who are pipe smokers, send us their names and addresses and we'll gladly send them a sample copy in order that they may see first hand the features of this new magazine.**

**T**HAT'S A familiar saying among pipe smokers "The larger the bowl the cooler the smoke," and if it is true, Tom Howard, CBS radio comedian should have no trouble with a burned mouth judging from the pipe he is smoking in the above photograph.

But is that saying true? Does a bigger, thicker bowl really smoke cooler? Or is it an illusion? What are the facts? What do scientific tests prove?

Pipe smokers have been searching for the answer to those questions for many

years. Until two years ago there was no source to which a pipe smoker could turn for information on that and many other questions.

But with the appearance of **PIPE LOVERS** in 1945, that long felt need for information on the subject of pipe smoking has been filled. It is for the purpose of bringing to pipe smokers like you information on a subject that you have wanted for a long time. Read every issue. Get it each month at your favorite pipe shop or newsstand, or, if you prefer, mail in a subscription.

**SUBSCRIBE TODAY**

Two Years 4.50

One Year 2.50

**PIPE LOVERS**

THE MAGAZINE FOR MEN

WHO ENJOY A PIPE

532 Pine Avenue

Long Beach 12, Calif.