

March, 1947 - 25 cents

PIPE LOVERS

THE MAGAZINE FOR MEN



WHO ENJOY A PIPE

This Issue

Wood Makes the Pipe



Pat.
Pend.

The New Automatic

Duralite Lighter

Presto — It Lights

Automatic, with unfailing precision, wind-proof, with uncanny dependability.

The automatic-action lever responds to a mere flick of your finger, opens and lights your Duralite instantly.

The mirror finish dural metal is non-tarnishable in any climate. The modern design makes it as handsome as fine jewelry . . . smartly streamlined, precision made, fully guaranteed.

See it at your dealer's today.

\$6.00

Write TODAY for free descriptive folder . . .

RAYNO COMPANY

1065 Atlantic Avenue Brooklyn 16, N. Y.

"SCULPTURES IN BRIAR"

Pipes of matchless good-looks and smoking excellence for discriminating pipe smokers and/or collectors. Each "Seymour Original" is entirely handmade of the finest imported briar. No two are alike . . . each is "as individual as its owner." Each is individually numbered and recorded with the owner's name. Each is fully guaranteed to give its owner genuine pride in its sturdy, distinctive, sculptured symmetry and complete pleasure in its smoking excellence. A gentleman's own design may be made-to-order. Complete information gladly furnished upon request.

ALLISON J. SEYMOUR

Studio A, Valley City, North Dakota

BRIARWOOD PIPE BLOCKS

IMPORTED AND DOMESTIC

MICHELSON & STERNBERG

67 West 44th St., N. Y. 18, N. Y.

Established 1912

A HONEY OF A TOBACCO!

COOKIE JAR

A. R. TORIN TOBACCO CO
406 Woodbridge Ave.
DETROIT 26, MICHIGAN

25¢

MAKE YOUR OWN PIPES

Top Quality Imported Italian Briar Blocks, 50¢ Pipes Repaired—Bits to fit, \$1.00

All makes pipes repaired by master craftsmen
Tobaccos blended to individual formulas
at popular prices

Mail postpaid to

OXFORD PIPE SHOP

142 E. 42nd Street New York, N. Y.



Questions and ANSWERS

By **KEN BROWN**

If you have any question concerning pipes, tobaccos, or related subjects, Mr. Brown will be glad to answer them for you. Write to him in care of this magazine. Be sure to enclose a self addressed stamped envelop for your reply.

Q. What is the best material for making pipe bits?—E. S. P., Orlando, Fla.

A. I would say this is a matter of opinion. Amber is highly regarded by some smokers as the best material for this use. Hard rubber is also popular, and plastic bits are the favorite of many smokers. Any material which is hard and durable, yet comfortable to the teeth, and which will not change the taste of the smoke is suitable.

Q. My tobacco goes out almost as soon as I light it, and I would like to know how to correct this.—A. B. M., Ontario, Que.

A. Tobacco that is too moist will not burn readily. If your tobacco seems wet, let it dry out. If this does not help, and it is a course cut, rub it briskly between the fingers before putting it into the pipe. Also, it may be that you are packing it too tightly or too loosely, and a bit of experimentation along this line might be advisable.

Q. Have pipes ever been made out of plaster of paris, lime, cement, or similar materials?—T. L., Joplin, Mo.

A. Experiments have probably been tried along this line, but I have never heard of even partial success with such materials. The nearest approach to this is clay which, as you know, has been used for hundreds of years. The materials you mention would all be subject to breakage, and that is one condition no pipe smoker likes in a pipe.

Q. Can you tell me the name of the manufacturer of Black and Tan smoking tobacco?—J. G. S., Long Beach, Calif.

A. Can any of our readers furnish this information?

Q. What does the word "basma" mean in connection with tobacco?—R. T., Dayton, Ohio.

A. "Basma" is a Turkish word and refers to the better class of Turkish Tobacco. Literally translated, it means

"pressed" and is used to describe the method of packing Turkish leaf for market.

Since each leaf is packed by hand, the method is rather costly, and as a result only the best leaf is given this more expensive packing, hence the best leaf is referred to as "basma."

Q. Which is better for a humidor, wood or metal or what?—R. Y., Oklahoma City, Okla.


A. I do not believe there is any best, for each has its own advantage. An unfinished walnut humidor is not only a thing of beauty but if you like a faint tinge of walnut flavoring in your smoke, this one is a dandy. Oak also makes a fine humidor, as there seems to be something about oak that keeps tobacco in tip top shape.

Metal, crockery, porcelain and glass are also used to a great extent. Of course these do not give any flavor of any kind to the tobacco, which is an advantage or disadvantage, depending upon how you want to look at it. Some kinds of metal may react with some of the chemicals in the tobacco which tend to harm the smoking quality of the tobacco, and this is a consideration in purchasing metal humidors. However, few humidors today are made of metals harmful to the tobacco, and any product of a reputable manufacturer may be purchased with the assurance that it will be highly satisfactory.

Q. What is the purpose of glycerine in tobacco?—R. T., Middletown, N. Y.

A. Glycerine is a hygroscopic agent and is used to give tobacco the proper moisture. Water would evaporate rapidly, but glycerine allows your tobacco to keep in a good smoking condition far longer than any other commonly used agent of this sort. It is placed in the tobacco by the manufacturer and is seldom done after the tobacco leaves the factory.

Why I want to send you this amazing new pipe



on 10 days absolutely **FREE TRIAL**

NOT A PENNY IN ADVANCE — NO C.O.D. PAY AFTER TRIAL IF PLEASED



I could talk about this pipe for a month—but it might not mean a thing to you.

Yet, being a pipe smoker myself, I know how anxious *you* are to discover a pipe that will stay dry, clean, cool and sweet no matter how steadily you smoke it.

So, instead of merely making claims for Dr. Shotton's Non-Condensing Sanaton, I offer to send you one to try **FREE**—without a penny in advance, no C.O.D.—nothing except your promise to pay for it if it is all you hoped it would be—or if not, to break it up and send me the pieces!

Sure, I know you think I'm putting myself out on a limb when I make this offer. But I've been selling Dr. Shotton Sanaton pipes in this way for *several years*—and I'm still going strong. In fact I've already mailed about a *hundred thousand* Sanaton pipes to pipe smokers on approval—and only a very few haven't been paid for!

Now—there must be a *reason* why the Sanaton "makes good" on my offer. And there is: Though it *looks* like an ordinary pipe, the Sanaton is *designed* on an entirely different principle. Instead of gadgets, wells, filters, baffles and traps to **CATCH** moisture and "goo", the Sanaton *scientifically* prevents the formation and accumulation of this disagreeable, odoriferous, bitter sludge. By utilizing a simple little **NON-CONDENSER** in the bowl, Dr. Shotton reversed the process and eliminated the main **CAUSE** of "goo"! That's the simple reason why the Sanaton is dry, cool, sweet and clean! It's as revolutionary in principle as was the original smoking pipe!

The Sanaton has other features too. It has a little screw-cap at the end of the bowl, which, when removed, enables you to run a pipe cleaner *straight through*—like cleaning the barrel of a gun. Also, it has a long slotted tube at the bottom of the bowl so you get a full free, open draft, and your pipe stays lit, instead of clogging and going out repeatedly. And finally, the Sanaton is made of *genuine imported aged briar*—not domestic or imitation briar but the old-time, pre-war genuine imported kind that doesn't burn out!

But—as I said before—you won't really know how good the Sanaton is until you smoke it. So send for one on my no-money-in-advance offer. If you like it, send me your remittance of \$2.50. If not—break the pipe and send me the pieces and I'll cancel the charge. You have nothing to lose! Could anything be more fair?

Be sure to tell me whether to send you a Small, Medium or Large size pipe—and mail the coupon *now* while it's before you!

**Mark Foster, c/o Foster Products, Inc.
Dept. 3PL, 257 Fourth Avenue, New York 10, N. Y.**

Mark Foster, c/o Foster Products, Inc.
Dept. 3PL, 257 Fourth Ave., New York 10, N. Y.

Dear Mark: Send me one of your Non-Condensing Sanaton Pipes, in the size checked below:

Small Medium Large

I will smoke it for 10 days, and if I don't like it I will break it up, and send you the pieces. Otherwise I will send you \$2.50 in full payment for it.

Name

Street and No.

City State

Zone No. Occupation

NOTE: My DeLuxe Sanaton is as fine a briar pipe as you could buy for \$5.00 to \$7.50. My price only \$3.75. If desired, place X in square at right.



If remittance for either grade is enclosed, deduct 5% cash discount. Same money-back guarantee applies.

If You Are a REAL Pipe Smoker

—you'll find PIPE LOVERS just what you've been looking for, because it's all about pipes.

From the beginner to the veteran,—the novice to the connoisseur—anyone who is the least bit interested in pipes will find PIPE LOVERS to be the magazine he has been waiting for.

MONTHLY ARTICLES

treat such subjects as how to blend tobaccos, where briar comes from, how to care for a good pipe, things the other fellow has found worth while in pipedom, what's new, and other interesting and timely articles, each one of great value to the man who enjoys a pipe.

25c Per Copy—
\$2.50 Per Year



For Sale at All Leading Pipe and Tobacco Shops

Send in Your Subscription TODAY

PIPE LOVERS



THE MAGAZINE FOR MEN WHO ENJOY A PIPE

532 Pine Ave.

Long Beach 2, Calif.

PIPE LOVERS

THE MAGAZINE FOR MEN

WHO ENJOY A PIPE



Dedicated to the Interests of Over 20,000,000 Pipe Smokers

Vol. 2 — No. 3

March, 1947

CONTENTS

General Articles

Wood Makes the Pipe	- - - - -	I. Shyke	72
<i>Several woods are now used for the making of pipes</i>			
Finding America's Oldest Tobacco	- - - - -	J. W. Hendron	74
<i>Archaeologist makes rare discovery in New Mexico</i>			
Keen's Churchwardens	- - - - -	George S. Wills	76
<i>Old English tavern custom is kept alive</i>			
Condra's Pipes	- - - - -	J. Harte	78
<i>He's been interested in pipes all his life</i>			

Departments

Blowing Smoke Rings with the Editor	- - - - -		70
Collector's Page—Collector's Prize	- - - - -	Duane Iverson	80
Pipe Clubs	- - - - -		84
Pipecraft	- - - - -		82
Pipelines	- - - - -		69
Pipoddities	- - - - -	George R. Flamm	92
Pro and Con	- - - - -		86
Questions and Answers	- - - - -	Ken Brown	66
What's New	- - - - -		88

Cover—Pipes of various woods are pictured on this month's cover—in keeping with the theme of the lead article. (Pipes courtesy of Curt's Smoke Shop, Long Beach, Calif.)

Editor and Publisher - **George W. Cushman**

Associate Editors - - **Ken Brown**
Richard L. Gordon
Hal E. Heintzelman
James Morrison

Representatives
New York—**Brand and Brand**
366 Madison Avenue
Vanderbilt 6-3417

Art Editor - - - - **BOB BARNES**

Published monthly by Pipe Lovers Magazine. Editorial and business offices located at 532 Pine Avenue, Long Beach 2, California, to which all correspondence should be addressed. George W. Cushman, owner and publisher. Printed at 208 Press-Telegram Building, 604 Pine Avenue, Long Beach 2, California.

Entered as second-class matter January 21, 1946, at the Post Office at Long Beach, California, under the Act of March 3, 1879.

Entire contents copyright 1947. No material may be reprinted either in whole or in part without special permission.

Ideas and opinions expressed in signed articles do not necessarily represent those of the magazine.

Subscription rates: To addresses in U. S. A. and possessions, \$2.50 per year; Canada, \$3.50, Foreign \$4. Single copy, 25c. All subscriptions are payable in advance and should be sent to Pipe Lovers Magazine, 532 Pine Avenue, Long Beach 2, California. Report change of mailing address promptly. Allow 30 days for change to take effect.

Manuscripts and photographs submitted for editorial consideration must be accompanied by return postage. Publisher cannot assume responsibility for unsolicited manuscripts.



PIPE LINES...

The Contest

DEAR SIR:

I am enclosing an entry for your contest. My husband says that I am probably not eligible to enter the contest, but he thinks you would enjoy reading my entry and perhaps make some other use of it.

Naturally, I do not profess to know the important things about pipes and pipe smoking. However, since my husband is such a confirmed pipe smoker, and since pipes make such lovely gifts, I have set about to learn all of the important details in selecting pipes.

Consequently, I can readily recognize styles of bits and bowls, certain types of briar, and pipes of well-known brands.

Although I am certain that I could not hope to place in your contest, I do hope that you have as much fun in reading my entry as I have in writing it.

MRS. THOMAS WHITE,
Kansas City, Mo.

¶ SINCE the contest was not confined to the masculine sex, and since Mrs. White's entry conforms to all the rules set forth, it will be judged along with the rest.—ED.

Biggest Meerschaum

DEAR SIR:

I believe I have dug up an estimably more interesting meerschaum pipe than the one—and it is a splendid one—described in your February issue.

It has been many years since I last saw the meerschaum to which I refer, but I am sufficiently certain of my recollection to promise that if you can trace the pipe, it will be worth your while.

Many, many years ago, Ehrlich's Pipe Shop in Boston had in its employ an artist named Fisher. He carved many now priceless pieces. Among other works he carved a meticulously-detailed scene of the Battle of Bunker Hill, out of one solid block of meerschaum—complete to a waving flag, bandages on the heads of soldiers, etc. My guess is that the block measured 18 inches in length.

Fisher's son now owns Fisher's Pipe Shop on Massachusetts Avenue, Boston, and the pipe has for years been in his window. I think Fisher would be glad to tell your readers about the pipe and furnish a photograph. I pass this on to you because, as a conservative Bostonian I spent many countless hours during the years in just looking at the masterpiece.

CARL A. LUNSTEDT,
Howes Cave, N. Y.

¶ To reader Lunstedt our since thanks. We will present the details of this Boston meerschaum in an early issue.—ED.

Turkish Meerschaum

DEAR SIR:

I noticed in the Question and Answer column something about Turkish Meerschaum being compressed dust. The best block meerschaum

MARCH, 1947

69

*"A GOOD Pipe Is An Investment in Daily Pleasure"

TRADE MARK REG. APP'D FOR



Model # 12



Model # 28



Model # 170

pipes

know

all

seasons



Model # 88



They're all

STERNCREST
STERLING

They're all made of selected IMPORTED BRIAR, circled with Sterling Silver for extra beauty and strength.

\$5

Sterncrest Sterling is the biggest 5 dollars worth of pipe at your dealer's today—the same in quality and price as before the war.

Dozens of other handsome models, smooth-burnished and antique finish. Pipes shown are 7/10 of actual size.

Other famous LHS Pipes from \$1 to \$25. Write for "Pipes — for a World of Pleasure" for complete style and price range, plus pages of fascinating pipe lore.

To Cigarette smokers: "Smoke all you like—like all you smoke" with Zeus Cigarette Filter Holder

L & H STERN, INC.
Dept. 1Q, 56 Pearl St.
Brooklyn 1, N. Y.



AS THIS is being written, a large number of entries have been received in our recent contest in which we asked for your opinions on the features you desire most in a pipe.

It has been interesting to read some of the replies, and, seeing no reason why this information should be kept a secret, we'd like to pass along some of the ideas expressed by readers of this magazine.

We have not as yet made any tabulation to see which features are in greatest favor, but this will be done after the contest closes and we will try to present a summary in the April issue.

Says one reader "A pipe should be of a quality sufficiently good to last for at least twenty years. My first pipe was an anniversary gift from my wife and was a quality product. If not, it would have worn out long before this. Obviously, a pipe thus treasured must be made to stand long and continued usage."

Writes a reader in Brooklyn "A meerschaum pipe is the last word in pipe smoking pleasure. Its careful workmanship, symmetry, lightness of weight, balance and proportion make it the king of pipes. It needs no filter, because the bowl itself absorbs the juices of the tobacco. It will color beautifully if handled with care, and returns a thousandfold in smoking pleasure the price paid for it."

PIPES ARE like people in one respect," says a reader in Michigan. "I have smoked and can smoke almost every type of pipe just as I have met and will continue to meet almost every type of person, but, just as only a few men and women among the many have become my friends, so, among the numerous pipes I own, nearly two hundred, only a limited number—a dozen or so—are my

special favorites. A friendship between one person and another is a grace, a blessing and a mystery of life, and so is the bond between a man and his pipe."

"A good pipe is like a pair of shoes," is the belief of a reader in Yakima, Washington. "Once picked and paid for, it should give satisfaction whenever used, and the more use it receives the better it should become, and the more satisfaction it should yield."

Several entries were received which had no name or other means of identification on them. One of these begins, "The phrase 'What features I like in a pipe and why' can be likened to 'What features I like in a friend and why.' When I make the acquaintance of a pipe, I take notice of its appearance and balance. The same is true of a friend on first acquaintance."

This writer, as well as others who feel they might have sent in unidentified entries, should advise the editors immediately so that if such entries are chosen as winners, the awards can be made.

WE DON'T like to mention it, but some of the illustrations in last month's issue were very poor reproductions. The reason is the unstable paper situation at the present time and the complete inability of publishers and printers to obtain a sufficient quantity of high grade paper to carry on their work.

As this is being written the quality of paper which will be used is not known, but we sincerely hope it will be of a grade good enough to reproduce the illustrations in the following pages with some satisfaction. Until such time as good quality paper is available again we'll just have to ask you to bear with us. Needless to say we're as sorry about it as you are.



(Continued)

schaum comes from Turkey, and I have a pipe of this kind.

It is not compressed scraps—the pressed meerschaum variety is more often called "pressed" or "Bread" than "Turkish." The best way for an expert to detect the difference is by the weight. They smoke and taste the same.

ED COPELAND,
Montrose, Calif.

¶ SINCE practically all meerschaum comes from Turkey, all could properly be called Turkish Meerschaum. However, the term is (properly or improperly) generally applied to pipes made of compressed meerschaum scraps or dust. For the purpose of identification and differentiation, the trade has employed "Turkish Meerschaum" to mean pressed dust, using the words "Block Meerschaum" to denote a pipe made directly from this mineral as it comes from the earth in its natural state.—Ed.

Book Reviews

DEAR SIR:

I noticed the book review column in the current (January) issue and was interested in it. It would be nice to run a book review in every issue, for there are lots of books on the subject of which pipe smokers know very little. This would be a great service.

JOHN NATHAN,
Los Angeles, Cal.

¶ Books currently reviewed in PIPE LOVERS are new books which have just come off the press. We agree your suggestion of describing books on the subject both old and new would be of value to the reader. Look for something on this in an early issue.—Ed.

¿Habla Ud. Español?

DEAR SIR:

I am enclosing an item copied from a book of recipes published in Spain several years ago and thought possibly some of your readers would be interested in it, providing they can read Spanish:

Modo de dar al rape el
olor y gusto del Mocuba.

Se parte un diente de ajo en dos y se echa en el fondo de una botella con un poco de aguardiente que baste para cubrir el ajo; a los 24 horas se sacan ajo y aguardienta y se deja escurrir un poco la botella, despues se llena de rape, se tapa y a los quince dias o tres semanas podra servir. Este tabaco no tendra el

PIPE LOVERS

menor olor a ajo, y quedara muy fuerte, por lo cual se mezclara con otro para usuario.

ED KRUSE,
Kansas City, Mo.

THANKS for your contribution from Spain. To those who cannot read Spanish, here is the translation:

Method of giving snuff the aroma and pleasure of Mocuba.

Halve a clove of garlic in two pieces and place the pieces at the bottom of a bottle with enough brandy to cover the garlic. After 24 hours take out the garlic and brandy and let drain a little in a bottle. Afterward, fill it with snuff, cover and after fifteen days to three weeks it can be used.

This tobacco will not have the odor of garlic and will be very strong and can be mixed with any other for use.

The word "Mocuba" is a type or kind of tobacco.—Ed.



Pipecraft Suggestion

DEAR SIR:

I have obtained a lot of valuable information from your magazine, but I think that Louis Weissman's article on the Pipecraft Page in the February issue tops them all.

I have made several gadgets to keep the ashes from spilling in my pocket. They take up pocket room and one does not always have the gadget in his pocket, but the coin idea is surely great. Wish you could let Mr. Weissman know how much I and a lot of other pipe smokers appreciate his "little trick."

C. A. PIERCY,
Pres. Mohawk Pipe Club,
Schenectady, N. Y.

WHEN reader Weissman reads your letter, he will then know the value you place on his idea.—Ed.

Pipe Dreams

DEAR SIR:

What happened to the "Pipe Dream" in the February issue. The girl you pictured is really a lulu—I have seen her in person, but the picture was more or a nightmare than a dream. How about doing these girls justice?

S. E. WILSON,
Tulare, Calif.

THE blame lies with the poor quality of paper used in the February issue. Paper is unpredictable, hard to get, and varies greatly in quality from month to month. Realizing that the February reproduction did not do the young lady justice, and was more a nightmare than a pipe dream, PIPE LOVERS will discontinue this feature temporarily until such time as good quality paper is obtainable with some degree of regularity.—Ed.

MARCH, 1947

71

Where There's Smoke—There's DANCO

WHERE THERE'S DANCO
THERE'S SURE-FIRE SELLING!

HOLLOW-BOWL
REG. U.S. PAT. OFF.

Cool, sweet-smoking... exclusive double-bowl traps bitter juices... looks and colors like Meerschaum!

.....\$1.50

Also featuring
a wide variety of
BRIAR PIPES
including:

ALBATROSS.....\$1.50
ZENITH..... 1.50
MIDWAY..... 1.50
BRYANT..... 2.50
BOSSART..... 3.50
CALABASH, and other
BRIAR PIPES.....to \$10.00

Universally smoked—Nationally advertised in
ESQUIRE • TIME • LOOK • LIBERTY • PIC • TRUE
NEWSWEEK • OUTDOOR LIFE • SPORTS AFIELD
Write for free, illustrated 64-page Catalog.

DANCO CORPORATION

99 HUDSON STREET NEW YORK 13, N. Y.

FREE TO PIPE
SMOKERS

For a new pipe smoking thrill and experience, tell us your present brand of tobacco and get FREE package Mild, Tasty, Nature-Flavored GREEN RIVER. Write now and know the pleasure and satisfaction of factory fresh aged-in-the-wood tobacco, without cost or obligation. Pete Moberly, Box 995, Owensboro, Ky.

HEINE'S
BLEND



A PRIVATE BRAND
IN PUBLIC DEMAND

Fragrant PIPE TOBACCO

SUTLIFF TOBACCO CO., 45 Fremont, S. F., Calif.
HEINE'S TOBACCO CO., Massillon, Ohio

Complete your file of
PIPE LOVERS
for 1946 NOW.

Most back issues are still available

PIPE LOVERS MAGAZINE

532 Pine Ave. Long Beach 2, Calif.

Make Your Own Pipes
with Imported

BRIAR BLOCKS

All Good Quality for Making
Pipes in the Home Workshop.

Imported Briar.....ea. .75
3 for \$2.00

All Blocks Are Sent Postpaid
to Any Address in the U. S. A.

Cash, Check, or Money Order
Must Accompany Order.
No C.O.D. Shipments.

Satisfaction Guaranteed
Or Your Money Back

Send Your Order TODAY

R. JENSEN

Box 424

Moneta, Calif.



These burls of domestic briar came from the mountain regions of North Carolina where they were cured for several months and will soon be sent to a pipe factory.

WOOD MAKES THE PIPE

Although Briar is Preferred,
Other Woods Are Often Used
By the Pipe Smoker of Today

By I. SHYKE

ASK ANY pipe smoker and he'll say it's the wood that makes a pipe. There's a lot of difference in woods, even woods of the same type and classification. Take briar for instance. There is the kind grown in Algeria, another in Italy, and one in France not to mention the domestic product

found in North Carolina and California. And briar isn't the only type of wood used in pipe making. Besides briar, both imported and domestic, there is black walnut, apple, dogwood, maple hickory, myrtle, and ury, to name a few.

That word briar is really quite misleading, and certainly misunderstood.

Ask any pipe smoker what briar is and you will get a variety of answers, any of which may be correct, and yet none of which may be technically accurate.

The term itself comes from the French word *bruyere* which in its strictest sense means the heath tree, specifically the one identified as *Erica aborea*. However, the heath family is a large one and there are a number of species in this genus. But the term briar, which is a simplified spelling of the French *bruyere*, and also now commonly spelled briar, includes most any plant with a woody stem and having thorns or prickles, such as the blackberry. So if you have a pipe made of a blackberry bush, technically speaking you have a genuine briar pipe.

Webster's dictionary doesn't help the matter any, for the definition of "briar-wood" is "any of various woods used in the manufacture of pipes." Thus, according to Webster, any wood used in the making of pipes is briar.

With such confusion it is little wonder that the average pipe smoker doesn't quite know what briar is, and it is understandable why a pipe manufacturer can stamp "briar" on almost any kind of a pipe and be technically correct.

But to clarify the matter a bit, it should be pointed out that the original French term "*bruyere*" meant only the root wood of the heath tree specifically known as *Erica aborea*, and strictly speaking, a genuine briar pipe is made only of this material.

It was first used for pipes in 1825 in France and with its success practically every other known wood root has been tried, but the majority of pipe smokers today prefer the original briar. It grows wild in southern Europe along the shores of the Mediterranean Sea and is found far inland for several miles where it forms a dense undergrowth in mountain forests. Since the best quality is found in this region it must obviously be imported to this country and hence it's common term "imported briar."

It's growing scaracity, especially during the war, has prompted the search for woods equally as good or nearly so in this country. Several domestic briars have been found which give a mighty good smoke, and only by the highly experienced can any real difference be found between them and the imported, Mediterranean variety.

THE IDEAL wood for a pipe bowl must have resistance to charring or burning, be free from warping and crack-

ing, possess attractive grain or pattern, take color and polish, and remain sweet after continued use. Obviously there are few woods that meet all of these requirements.

Those which have been found to approach the genuine Mediterranean briar in quality are the following:

Manzanita (which literally translated from the Spanish means "little apple") is of the same genus (*Erica*) as the original European product. It is found abundantly in the state of California and is now used quite extensively in the making of pipes. The grain is intricately interwoven and sturdy and it resists cracking and checking in normal use. These burls respond to the same curing process given Mediterranean briar and the quality is identical in nearly every way. It is possibly the nearest substitute yet found for the original briar. It smokes very nearly the same, and only an expert can distinguish between them.

Mountain Laurel (*Kalmia latifolia*) also belongs to the heath tree family and is used with good results in the making of pipes. This shrub, which is of the evergreen variety, grows in the forests of the Appalachian and Cumberland mountain region along the eastern seaboard. The burls are large and are well suited for the purpose. The grain is fine and the wood is hard. It is not available in large quantities. The use of this root for pipes dates back to the time of the pioneers who raised and cured their own tobacco and who smoked it in pipes made of this and other roots. They liked laurel because it carves easily, is not inclined to split, does not burn readily, and darkens in color with age. It is mild and



Pipes of wood are the great favorite of today's pipe smoker. The kinds of woods used are many and varied, and the more popular ones are described in this article.

does not have as much taste as its more popular cousin.

Wild lilac is also of importance and may some day be extensively used for pipes, more so than it is today. The burls are larger sized and are found more abundantly.

RHODODENDRON or rose tree (*Rhododendron maxima*) comprises a large family of burl producing shrubs also of the heath family and which are quite popular in the making of pipes. These evergreens may be found in mountainous regions all over North America, especially in the eastern seaboard section. Rhododendron makes a fine looking pipe. It carves well and smokes sweet and clean. Some smokers say it does not seem to form a cake as readily as other woods, but as yet these scattered opinions are

not sufficient to state this condition to be a true fact, and even if it is so, it could not be considered a disadvantage.

Sorrel tree (*Oxydendrum arboreum*) differs from ordinary sorrel and is also of the heath tree family. Experiments with this root have been very extensive. The taste is not as sweet as other briar roots. Switch sorrel, one of the varieties of this family, has been found to possess better qualities for pipe making. Both are found in Mexico and the western United States.

Chamiso (*Adenostoma fasciculatum*) is a California shrub similar to sorrel and is being used to some extent. Its quality for smoking pipes is at best secondary to those already mentioned.

Chaparrel is also being tested for possible use as a pipe making wood. It is found in the southwestern part of the country and comprises a number of different varieties of small evergreen oaks.

Texas mesquite (*Prosopis juliflora*) produces burls suitable for pipe making and experimentation with them is now in progress. These burls grow well beneath the surface of the earth, having been found at a depth of 60 feet. The wood is of slow growth but of remarkable vitality. It is found in abundance in Texas and the southwest and if current tests show promise, this may become a popular source of pipe wood in the near future.

English Yew is considered a satisfactory substitute for briar by some manufacturers since it possesses many satisfactory qualities. It is difficult to char, withstands heat, and turns well on the lathe. Furthermore, it has a "smooth" feel and is light in weight. It has a neutral taste and compares favorably in smoking quality with Mediterranean briar.

(Continued on Page 93)



"He said he was going back in to save his most cherished possession."

Left, the author studies an old trail near the spot where the tobacco was discovered.

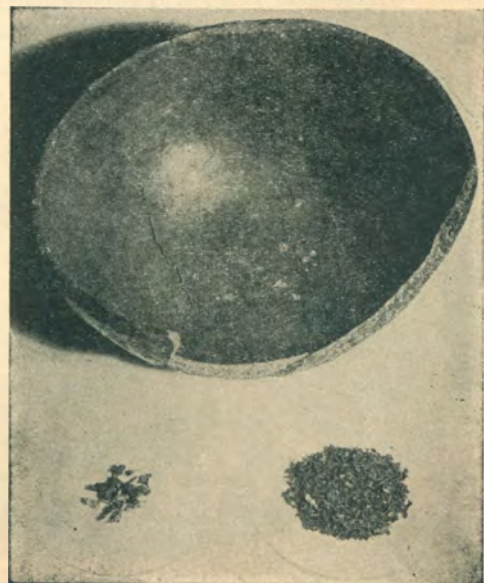
By J. W. HENDRON

THE SUN was hot as it beat down against the high cliff. The temperature on that June day was 110 degrees. One of my workmen on this scorching summer afternoon was Tobias Gomez. He is a native son of New Mexico whose ancestry might easily be traced back to times of the Spanish Conquest when gentlemen from Spain wore armor.

Tobias wore a bright colored handkerchief tied around his head underneath a wide-brimmed hat. A mask was fastened over his nose and mouth to keep tiny particles of fine dust from entering his lungs. Sufficient dosages of this powdered volcanic ash would give a man dust pneumonia. He was a spectacle as well as the rest of the workmen and myself who were literally covered with dust from head to foot.

We were attempting to recover any items of Indian handicraft which might help us to know more about the primitive people who had once occupied these five small rooms at the base of the north cliff in Frijoles Canyon, New Mexico. The canyon is located in Bandelier National Monument near Sante Fe and is now under the administration of the National Park Service. The ruins were fashioned by prehistoric cliff dwellers sometime during the 16th Century.

Below may be seen the original tobacco bowl and some of the tobacco which was unearthed.



Finding America's Oldest Tobacco

A Vivid Tale Describing How the
Oldest Known Tobacco in America
Was Discovered in New Mexico

(Illustrations courtesy of New Mexico Magazine)

ABOUT THE AUTHOR

J. W. Hendron is a well known archaeologist who has spent many years in searching through age old ruins. In this article he describes how he uncovered one of his most unusual finds.

In the early stages of our excavation we uncovered sufficient evidence to suggest that some of these 16th Century homes were rebuilt and occupied about the time of the bloody Pueblo Rebellion against Spanish tyranny during the latter part of the 17th Century.

These dwellings had filled up with stones from falling walls, roof timbers, cat-tail stems, splittings of pine, rats' nests and fine volcanic tuff dust which had fallen from the sheer cliff during the last two hundred fifty years. Roof timbers were found to be in an excellent state of preservation. This is itself suggested an occupation more recent than that during the 16th Century.


Tobias was on his knees carefully scooping the dirt from one of these rooms while sweat rolled down his sun-

(Continued on Page 94)



Above, shovel indicates the room where the tobacco was found. Below, ruins of the communal house where the early growers of America's oldest tobacco lived.





Above are seen some of the more than 30,000 pipes which adorn the walls and ceilings of Keen's English Chop House. Senator Wagner's pipe is fourth from the top.

An Early English Custom Started in The 17th Century Is Still Observed By This New York Restaurant Where A Customer's Pipe Is Held in Place Until He Returns

By GEORGE S. WILLS

KEEN'S

Located a short distance from Herald Square in the heart of the theatrical district is Keen's, a world famous institution.



THE CHURCHWARDEN is a tradition at Keen's. For almost two score years this world famous restaurant has become known everywhere for the long clay pipes that adorn its walls and ceilings and which are kept in readiness should the registered owner drop in for a bite to eat and a pipeful of tobacco.

It's an old tavern custom—that of keeping a customer's pipe safe for him until he returns to partake of its joys. The custom originated somewhere in England, or at least so the legend goes. The year?—that is matter of speculation.

But the reason is certainly justified. When Sir Walter Raleigh first introduced the use of tobacco to "merrie England" some 350 years ago, the long clay pipes were all the rage. It was traditional to go to "smoking clubs" or taverns when one wished to smoke, for the use of pipes and tobacco in public was not in common practice.

The fragile clay pipes were often broken as the happy and sometimes slightly inebriated celebrants would wend their way homeward. They would, therefore, ask the tavern keeper to retain the pipe for safe keeping.

One of the most famous of these English inns was one known as the Mermaid Tavern and which is the place, according to history, where Raleigh was supposed to have first introduced tobacco to the English. The Mermaid was a great gathering place for the artists, playwrights, poets, and writers of the day.

Bacon, Lord Brooke, Beaumont, Fletcher, and even the immortal Shakespeare are said to have been regular frequenters of the Mermaid, where, from the smoke laden atmosphere, are supposed to have come many of the masterpieces these writers produced.



This is a small section of what is known as the Pipe Room. The walls are covered with old theatrical handbills as well as the famous clay pipes owned by customers.

CHURCHWARDENS

Here they would smoke their long white churchwardens, and, rather than risk breaking the slender, brittle shank, would prevail upon Ben Jonson the proprietor to keep the pipe safe until the owner returned.

As the popularity of tobacco spread, the custom was duplicated in other taverns, and before long all such establishments carried a stock of long clay pipes which they sold to their customers and then "checked" them until the owner returned.

With the appearance of pipes made of less breakable material, such as meerschau and eventually wood, it was no longer necessary to prevail upon the innkeeper to "check" them, for it was now quite easy to take these pipes home in the pocket, or at least with little chance of damaging them.

So the old English custom gradually disappeared, simply because the need for it no longer existed. Long clay pipes were outmoded, passe, obsolete, and smokers flocked to the newer, more portable pipes made of less fragile material.

The long rows of Churchwardens seen hanging in Keen's English Chop House

in New York City serve the double purpose of providing a unique and fascinating decoration as well as creating the centuries old English Tavern atmosphere in the days of Sir Walter Raleigh.

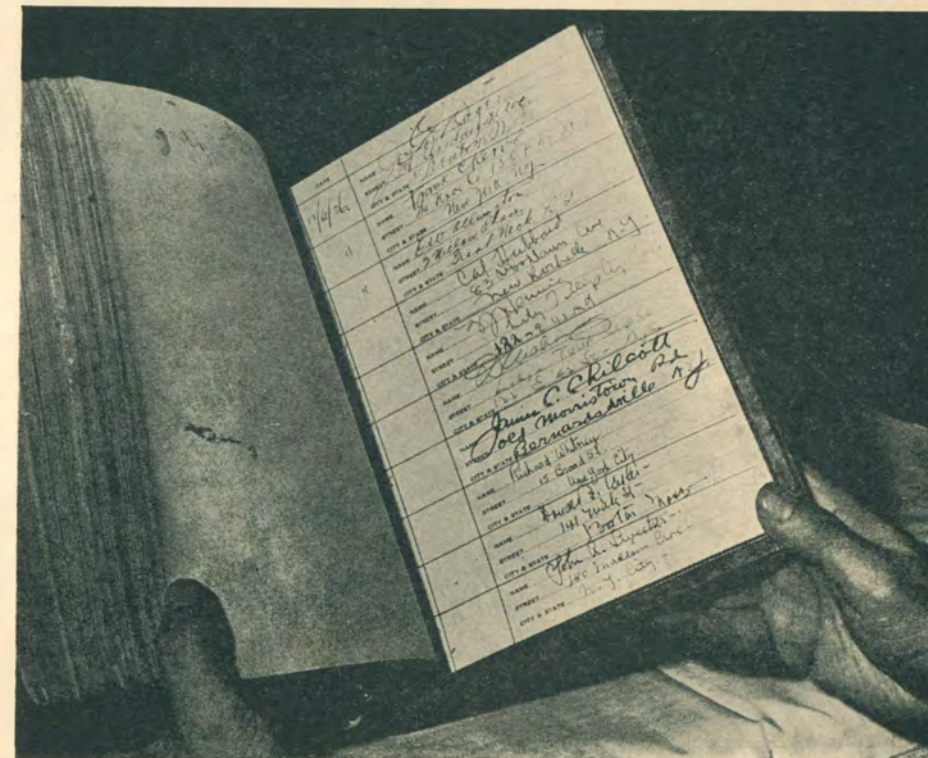
Keen's, located just a few steps east of the Herald Building and Herald Square, now occupying the former building and the adjoining ones, originally was set up in the basement of the old Lamb's Club whose membership was drawn primarily from the ranks of actors, producers, and others identified with the theater.

Whether it was the original proprietor, Albert Keen, or the famous patrons of the place who started it is not known, but soon after the eating place was established, the old English tavern custom of keeping long clay pipes for regular patrons was revived. Now over 30,000 of these churchwardens are registered and available for instant use by customers who come in and call for them.

Many famous names may be found written on the pipes and in the pipe register. The world's greatest people are represented—George M. Cohan, John Drew, Lionel Barrymore and his brother John, William Crane, "Diamond Jim" Brady, Harrison Fisher, Theodore Roosevelt, "Buffalo Bill" Cody, Rube Goldberg, Irvin Cobb, Raymond Massey, Rudy Vallee, Orson Wells, Eamon

(Continued on Page 92)

Each customer signs the pipe register and receives a number which is given to the pipe. Two famous names may be seen on this page, Richard Whitney and Carl Hubbard.



Left, above, Larry Condra, in white coat, puts the finishing touches on one of his pipes. Center, he explains to his staff some of the finer points in pipe making. Below, he inspects each pipe personally.

By J. HARTE

THE NATIONWIDE headache of shortages was a post-war hangover to Lawrence Condra, as it is to millions of others throughout the country. During the four long years of war Condra had stood at his bench in an Indianapolis, Indiana, factory, with a dream for the future. He wanted a machine shop of his own someday after the war.

With V-J Day, Condra took that shadowy dream out of his back pocket and started to put it to work. He picked up a power unit one place, a lathe at another. But when he went farther than that in order to get supplies and raw materials, people began greeting him with a shake of the head and an emphatic 'No!' Condra was learning the painful way about the nation's number one problem—shortages!

The vital items just weren't available. So, he settled down to wait, and as he waited, he began to whittle, carving out pipes of briar and maple. The word spread among Condra's ex-defense plant cronies that if you wanted a cool-smoking pipe of completely original design, you should see the beauties Larry had to offer.

Soon his reputation went farther and farther until he found himself with a waiting list for pipes that looked like a nylon line. Then he had another brainstorm. Why not go into the pipe business with both feet, and make pipes for everyone? And there, in the heart of Hoosierdom, with a rough block of briar in one hand and a pocket knife in the other, Lawrence Condra first conceived the Rem-Con Pipe Company.

Today, less than two years later, this company is a fast-growing concern in the heart of Tompkinsville, Kentucky, offering distinctive bench-made pipes of original design, with each one being hand grooved in its final process.

It was as natural for Larry Condra to get around eventually to making

EDITOR'S NOTE: This is the thirteenth in a series of articles describing the origin and development of leading pipe and tobacco manufacturers. Another will be presented next month.



CONDRA'S PIPES

At First Pipe Making Was Just A Hobby With Him, But it Soon Grew into a Full Time Business

pipes as it is for the average human being to eat a meal three times a day. Larry was born in Tompkinsville 36 years ago, and while he didn't take his first look at life with a pipe stem between his teeth, it didn't take him long to put one there.

TYPICAL OF true Kentucky tradition, Larry's grandmother smoked "long green" in a corn cob pipe. When he was about six years of age, he sneaked the pipe to the rear of the barn for a few manly puffs. It was a very typical small boy action which Larry recalls netted him a very special feeling of nausea. But he was back for more in less than six months.

Later, he used to pause on the river bank on his way to and from school and watch the mud as it oozed between the toes of his bare feet. As the mud hardened, it became gray and hard and chalk-like in substance. It became the favorite pastime of Larry and his older brother to fashion this Kentucky clay into pipes of many and various designs. And, somewhere along the way, Larry also became a whittler, for as he himself puts it—"everybody in my part of the country turns to whittlin' mighty early in life. It's just natural."

So Larry was "doin' what comes naturally" when he would carve out pipes in his whittling moments, as he sat around and made small talk with the boys of his mountain community. He carved out pipes of many shapes and designs according to the mood of the moment.

Talk of pipes cut from the timber of his community, and the vague unconscious realization that the supreme pleasure of pipe smoking helped to mould a simple, peaceful philosophy, played an important and integral part in Larry Condra's down-to-earth, honest appraisal of life.

It was to this homespun environment of Tompkinsville that he returned late

in 1945 to establish his pipe factory.

Tompkinsville is located in the heart of the Cumberland Mountains. The fishing in the cool, clear Cumberland River and the hunting in the dense, green Cumberland forests are the kind


most sportsmen dream about. High on the hills are tall, majestic maples which have grown to great heights, maturing slowly through the years. These trees are personal favorites of Larry. He contends that the best smoke in the world can be obtained from a maple pipe, where you can derive the last bit of clean, sweet flavor from the wood.

However, when he settled down in Tompkinsville in the fall of 1945, he decided to make all kinds of pipes for all kinds of people. He set up his factory in a large building in a quiet location on the edge of this mountain community and obtained quantities of Algerian briar and a special type of North Carolina briar.

HE READILY admits that he was strictly an amateur at the business of pipe manufacturing since he had been in but one pipe factory in his life, and

(Continued on Page 91)

In the photo below a new employee is being instructed in the proper technique of finishing a bit on a power buffer in the rapidly expanding Kentucky factory.





THEY SAY it's the story behind a pipe that makes it interesting. If that was ever doubted, the pipe described and pictured here this month should convince even the most hardened skeptic.

At first glance it looks about like any other Bavarian porcelain pipe which was popular in Europe during the 19th Century, but upon close scrutiny it is found to have the very best in workmanship and decoration.

It was made in Germany over half a century ago during the era when youths who had reached the age of 18 or thereabouts were required to serve a prescribed number of years (usually two) in the German army.

Upon completion of their training period, it was customary for the young soldiers to present to their staff officers and superiors some sort of gift or memento in recognition of the two years' military schooling. Various items were selected for the gifts, such as swords, guns, furniture and the like, but in the year 1899 the graduates of Company 5 Infantry Regiment von Manstein in

of Germany who, needless to say, prized the pipe very highly.

The unique and elaborately carved pipe stem is over six feet in length and the handwork is exceptionally well done. The pipe is composed of eighteen separate joints which fit tightly together.

The materials employed by the German craftsman in making this pipe were red self-polishing sour cherry wood, ebony, horn from a large antlered species of deer which is indigenous to Germany,

Collector's Prize

It is Often the Story Behind the Pipe that Makes it Interesting as Well as Valuable to the Collector

By DUANE IVERSON

Schleswig decided to present their superior officers with pipes.

For such a gift and upon such an occasion the young soldiers wanted the very nicest their money would buy. There were twelve presentations to be made, and they commissioned a pipe maker to make twelve pipes just alike.

Pictured at the left is one of the twelve pipes which were presented on this occasion. Only two are known to exist at this time.

This one was brought to the United States by the late Mr. Meyer, a native

Standing some six feet in height is this pipe which was presented to a German army officer by the members of his regiment.

and the horse hair which is effectively used in fashioning the flexible tube that rests on the upper portion of the stem and extends to the mouthpiece.

DURING the period of German history when this pipe was made (under the rule of Kaiser Wilhelm 2nd) it was customary to connect pipes with some event in contemporary history. The carvings resembled certain happenings or the pictures told definite stories. The custom is carried out with this pipe, for the scene on the China pipe bowl shows three soldiers passing through the entrance or gateway to their barracks and bidding good-bye to their two years of military training which they are leaving behind them.

The COLLECTORS' PAGE

The scene is delicately hand painted in brilliant colors and displays fine detail work even to the minute gold buttons on the military coats of the soldiers. An interesting feature is the miniature helmet which serves as the lid to the porcelain bowl.

On one side of the gate is seen standing a guard by a gayly striped red and black guardhouse and on the other side a woman who seems to be looking on. This is shown in the illustration on this page.

Appropriate inscriptions on the bowl are in keeping with the occasion and, written in German, are translated as follows:

"The Reservists of Company Five are here!"

"Attention: Present Arms."

"Halt. Who's there?"

"Parole Heimacht" which in English means "Free at last, my homeland!"

"Presented to Reservist Meyer by the Members of Company 5, Infantry Regiment von Manstein, Schleswig, No. 84, Hadersleben, 1897-1899, in memory of service."

On the back side of the bowl are neatly written the names of the 40 men who had served with Mr. Meyer during this period.

The Prussian province known as Schleswig plays an interesting part in German history having come under the domination of that country at the close of the Seven Years War in 1866.

The expert quality

Let's See It

Do you have an odd or interesting pipe in your collection? — one that other pipe lovers would like to see? If so, send us a picture of it together with the important facts and we'll include it on the Collector's Page for others to see and enjoy.

of workmanship, the beauty of color and design plus the fascinating story behind this pipe makes it a collector's prize in any language. It is the type of pipe which makes pipe collecting such a fascinating hobby.

For a pipe which is now almost a half century old, this one has had wonderful


care. The bowl, the shank—even the flexible stem which connects the horn mouthpiece—are in excellent condition, a tribute to those who have owned the pipe since the turn of the century.

The style of this pipe is typical of the porcelain European pipes which were made in the 90's. The shape, and the general contour of the bowl is nothing new to experienced collectors.

Considering the importance of the occasion for which this pipe was made, and the sum it must have cost (judging from the intricate detail especially on the bowl) it might well be said this pipe represents the best of the pipe maker's art during that era.

It is now privately owned by a collector in Bell, California, who has recently offered it for sale.

The relative size of the pipe is shown in the photo at the left. Center, the names of the 40 men are inscribed on the back side of the bowl. Right, close-up shows the expertly painted bowl design.



Breaking In the New Pipe

(EDITOR'S NOTE: Believing that breaking in a new pipe is of primary interest to all readers, PIPE LOVERS presents in this column each month the recommendations suggested by America's leading pipe and tobacco manufacturers. This month's suggestions come from the Kirsten Pipe Company of Seattle, Washington.

LIGHTLY moisten the interior of the bowl and fill with tobacco, not building up the charge gradually from the bottom, but by inserting as much tobacco as the bowl will hold in a charge and compressing the charge tightly as possible with the thumb, using the thumb nail for forcing the tobacco against the inner walls of the bowl.

Do not let the pipe go out during the smoke and be sure to smoke *slowly*, as the inner surface of the bowl will carbonize uniformly.

On a properly constructed bowl, such as provided in our Kirsten bowl, the pipe will stay lit when packed according to these recommendations. You do not need to puff hard to keep it "stoked."

Do not let the carbon layer in the bowl become more than 1/16" thick. A thicker carbon layer will cause the bowl to crack. You should never use the ordinary type of pipe reamer as it may damage the bowl. Instead you should purchase a reamer intended to fit your own particular bowl. A Kirsten reamer is made to fit Kirsten bowls, and, like all properly constructed reamers, is scientifically designed to preserve the proper carbon in the bowl and to maintain just the right thickness of carbon for a perfect smoke.

Do not remove the ashes by hitting the top of the bowl against a hard object. This practice will soon ruin the bowl. Invert the pipe and tap the shank behind the bowl with your finger. The ashes will drop out readily. If not, use only a small object to dislodge them.

A pipe should be cleaned regularly. We recommend that a Kirsten be cleaned once a day. Remove the radiator valve, wipe out the moisture, then blow through the mouthpiece. Replace the radiator valve, remove the mouthpiece and wipe it thoroughly. Push a wad of paper into the radiator and force it through with the ramrod. Then pull out the radiator valve and remove the plug. Clean the mouthpiece with a standard pipe cleaner.



PIPE CRAFT

Helpful Hints and Ideas that Make Pipe Smoking More Enjoyable

Wine Gives Added Flavor

For a pipe that really smokes superb and gives added taste and flavor to the tobacco, I can readily suggest the following idea which is easily accomplished and results in added hours of smoking enjoyment.

The idea is to soak a new pipe in wine or brandy before smoking it for the first time.

To properly prepare the pipe for this bath, the inside of the bowl should be scraped clean of any varnish, wax, or other coating which might tend to prevent the wine or brandy from readily soaking into the wood.

Any receptacle is satisfactory although glass or porcelain is probably the best. An ordinary kitchen tumbler as shown in the illustration below is very satisfactory.

The pipe is simply placed in the liquid and allowed to remain for from 24 to 48 hours, or until the wine or



Pass 'Em Along

Pass along your ideas, short cuts, pet discoveries, and suggestions to fellow pipe enthusiasts. Contributors whose ideas are accepted and appear on this page are given a Ronson Lighter employing the "press, it's lit—release, it's out" action, together with a Ronson Servicer which consists of a full kit of lighter accessories, courtesy of the Ronson Lighter Manufacturer.

Send all contributions, with photos and diagrams when necessary, to the editor. This is your page. The other fellow wants to know what you've discovered that makes pipe smoking more enjoyable, the same as you like to read about his, so send yours in today.

brandy has had time to thoroughly soak into the wood.

Of course it is not necessary that the outside of the bowl become soaked, and if the owner desires to keep the outside of the bowl from becoming harmed by any action of the wine or brandy, the outside of the bowl and shank should be covered with a thick coating of wax. This can easily be wiped off after the two day soaking period.

Caution: Don't cover the pipe bowl with hot paraffin, for it is almost impossible to remove it.

After the soaking period has elapsed, the pipe should be thoroughly wiped and then allowed to rest and dry for from three or four days to a week.

It may then be filled with your favorite tobacco and lighted. The smoke will be delightful right from the first, and the breaking-in period will be greatly shortened. In fact, the first puff often tastes much like a well broken-in pipe.

It is best not to smoke an aromatic tobacco since the wine or rum flavoring will add its own contribution, and nothing extra from the tobacco will be needed.

—J. G. YAMNER
Brooklyn, N. Y.

Novel Pipe Rack

Here is a novel and somewhat unusual pipe holder which the fellow who likes to whittle will find interesting to make. It is a pipe rest and head covering which resembles a bird.

The body is made from a piece of 2 x 2 x 2 1/2" hardwood, for the average size pipe. For larger pipes the size of the wood should be proportionally larger.

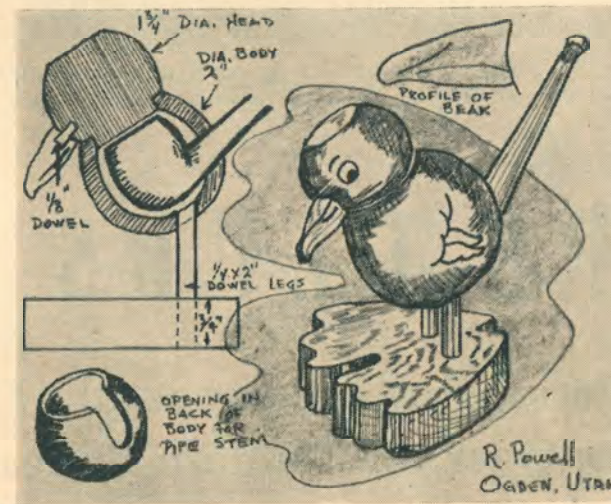
The head is 1 3/4" in diameter and 1 3/4" deep. A lathe would be of great help in speeding up the work of shaping the head and body, although to those gifted in wood carving, this can be almost as easily done by hand.

A section is cut out of the back for the pipe stem, and in effect the pipe stem becomes the bird's tail. The feet, which form the base of the stand, are sawed from 3/4" plywood with a jigsaw and should be slightly exaggerated, not only for the comical effect, but to serve as a base sufficiently large to prevent the stand from tipping over.

Small dowelling of 1/4" stock is sawed in two inch lengths for the legs and are easily inserted as illustrated in the accompanying diagram. The bird's beak is also fastened with a short section of dowelling, and all dowels should be glued for permanency.

The head is most easily made of a solid piece of wood, with the bottom carved to fit easily onto the top of the bird's body.

The designing, including the eyes and wings are painted on, although if the worker is interested and capable, even these could be carved and properly fitted in. A coating of white shellac gives a



finish to the project, and a piece of felt glued to the bottom will prevent any damage to table tops.

Many variations will present themselves, and the finished rack makes a fine gift to pipe smoking friends.

—RICHARD POWELL
Ogden, Utah

—C. A. TALLIN
Richmond, Va.

Cleaner Left In Pipe

In the Pipecraft Section in the September issue, Mr. McCutcheon of Vincennes, Indiana, made the suggestion of running a pipe cleaner through the pipe while it is lighted when it becomes clogged or ceases to draw, rather than taking out the tobacco and reloading it, or running a wire down to the bottom of the bowl.

I have a suggestion which I believe to be an improvement on this. Like many smokers, I place a pipe cleaner in my pipe as soon as I have finished smoking it. This is left in the stem until the pipe is again to be smoked.

At this point most fellows remove the cleaner from the stem, fill the bowl, and light up. I always leave the cleaner in the stem (and protruding into the bottom of the bowl) until the tobacco has been packed in the bowl. Then, just before applying the match, the cleaner is removed.

This procedure assures a free opening from the bowl into the shank, and a clear free draw is assured on the very first puff, even when the tobacco is quite tightly packed. Since the cleaner prevents any tobacco from stopping up this entrance to the stem, there is very little chance of the pipe becoming clogged, and when my pipe is treated in this manner I am assured of a good clean draw from the first puff to the last. Try it.

MY FAVORITE BLEND


(Each month the editors of PIPE LOVERS award to the person sending in the best "Favorite Blend," an all leather air and water tight "Triple-Seal'd" tobacco pouch, courtesy of the Remco Mfg. Co. of Hollywood, Calif. All contributions should be addressed to the editor.)

Here is one of my favorite blends that I would like to pass along to my fellow pipe smokers:

Kentucky Burley	9 oz.
Cavendish No. 1	3 oz.
Virginia Flake	2 oz.
Perique	1 oz.
Weedes Cavendish	1 oz.

It makes a tasty, cool smoke in any pipe from clay to meerschaum.

—AL KAUFMANN, U. S. M. C.
Camp LeJeune, N. C.



The Austrian Tyrol at the left and the 19th Century European metal pipe at the right appear in the "European Pipes" section of the new series of lantern slides announced this month and which are available to pipe clubs for showings at meetings

PIPE CLUBS

Pipe Lovers Magazine Announces the First Of a Series of Over 130 Lantern Slides on Pipes for Club Meetings: More to Follow

GOOD NEWS for pipe club program chairmen comes this month with the announcement of a series of seven sets of lantern slides all on the subject of pipes which have been selected and gathered together by the editors of this magazine especially for use at pipe club meetings.

Already there are over 130 slides available, and these will be augmented periodically. A few of the slides are in color.

Realizing the scarcity of program material of this type for use at such group meetings, the editors have accumulated many photographs of interesting pipes they were able to find and have had them made into lantern slides to be distributed free of charge to the nation's pipe clubs.

All of the slides are of the popular 2" square size, and all that is needed to show them is one of the standard 2x2 slide projectors and a white screen.

Each of the seven series is accompanied by a full and complete description of each pipe shown in that particular series. Thus, while the slide is thrown

on the screen, one of the members may read the description from the printed sheet.

Some of the pipes have appeared in past issues of this magazine, but most of them have never before been shown in any way to the public.

Lantern slides, unlike motion pictures, may be left on the screen as long as desired for detailed study and discussion by

the group. If each of the slides now ready were left on the screen for an average of one minute each, it would require over two hours to exhibit them all. They are separated into series so that any one series may be shown at a time, or more if desired.

Those which at present are available are as follows:

NAME	NUMBER OF SLIDES
1. Early American Pipes.....	20
2. Old World Pipes.....	22
3. European Pipes	25
4. Water Pipes	12
5. Meerschaum Pipes	15
6. Miniature Pipes	16
7. Odd and Unusual Pipes.....	20

Any or all of them may be ordered by any pipe club in the country or any group of pipe smokers who would like to view them. There is no cost or charge of any kind except the cost of transportation to and from the club.

Organizations desiring to use any of the seven series now available should write to this magazine, giving the name of the series desired (any number may

PIPE CLUBS

Are you a member of a pipe club? Would you like to join or help form one in your community?

If so, write in and tell us and we will promptly advise you as to the name and address of the nearest club in your community.

If there is no club in your town or locality, we will put you in touch with other pipe smokers interested in forming a local pipe club if you so desire.

Write to
PIPE LOVERS MAGAZINE
 532 Pine Avenue
 Long Beach 2, California

be ordered for a single showing) along with the date of the meeting for which the slides are wanted. Since a heavy demand is expected for these slides, it is suggested that requests be made well in advance of the showing date, and that optional series be listed as well as optional dates, should those desired already be taken.

New groupings will be added regularly to this initial set of seven.

Slides are being continually added to the seven units already listed this month, and as new ones are added, they will be announced on the club page promptly so that club program chairmen may make arrangements to show them.

The number of slides that can be seen in an hour varies with different groups since some pipes will provoke a lot of comment and will therefore remain on the screen longer than others.

THE FIRST of the series, Early American Pipes, includes pictures of pipes used prior to Columbus' discovery of America as well as Indian pipes and others which have been found and used in America.

The second set, entitled Old World Pipes, comprises pictures of some of the first pipes to be used in the orient, Africa and similar lands. European Pipes, number three, includes some of the common as well as the unusual examples found in that continent during the past century and more. Two of this series appear at the top of the opposite page.

The fourth and at present the smallest set, consists of Water Pipes of various types and kinds. Included are the hookah, the nargileh, the Chinese water pipe, and others. Several drawings of Arabian pipes are also shown.

The fifth comprises Meerschaum

Pipe Club Directory

Pipe clubs already formed or now in the process of being organized are listed below. Persons interested in joining these groups should contact the name given.

CALIFORNIA

GLENDALE—
JOHN ST. EDMUND
140 North Louise

HOLLYWOOD—
C. W. DAVISON
726 N. Gramercy Place

LAGUNA BEACH—
FRED S. WHITFORD
General Delivery

LONG BEACH—
ROBERT SHERBONDY,
338 Walnut Avenue

LOS ANGELES—
ED COPELAND
1525 So. Figueroa St.

SAN FRANCISCO—
ROBERT H. PURCELL
830 Hyde Street

COLORADO

DENVER—
HENRY F. KOKENZIE
4211 Green Court

PUEBLO—
GENE LINES
832 Berkley

DIST. OF COLUMBIA

WASHINGTON—
HILTON J. PATTON
24½-14th St. S. E.

ILLINOIS

CHICAGO
HAROLD CLAUSSEN
2604 Milwaukee Ave.

DE KALB
C. R. MILLER,
231 East Lincoln Highway

GALESBURG—
FRED M. RAINEY
963 E. Main Street

IOWA

DAVENPORT—
FRANCIS O. WALSH
1113 East 15th Street

KANSAS

TOPEKA
KARL L. KNOLL
2835 Burlingame Road

MARYLAND

BALTIMORE—
C. BARCLAY YOUNG
3714 The Alameda
Ednor Gardens

MINNESOTA

ST. PAUL—
CONRAD L. ERTZ
Fifth and Robert Sts.

MISSOURI

KANSAS CITY—
BOND PERLETH
3722 Wabash

NEW YORK

BROOKLYN—
JOSEPH F. CONIGLIO
86 Avenue "S"
S. B. ZUKERMAN
1530-52nd Street

NEW YORK—
W. P. COLTON, JR.
1435 Lexington Ave.

SCHENECTADY—
MOHAWK PIPE CLUB
S. M. VOTIS, SEC.
130 Erie Blvd.

OHIO

CINCINNATI—
JOHN F. GALL
3758 Montgomery Road
Norwood, Ohio

DAYTON—
WM. L. DAHLE
815 Neal Ave.

GREENVILLE—
E. R. HUFNAGLE
P. O. Box 35

OREGON

PORTLAND—
WALTER H. POST
6114 S. E. 87 Ave.

TEXAS

COMMERCE—
RALPH MC DONALD
1108 Main Street

WASHINGTON

SEATTLE—
CARL W. BROOME
943 12th Ave. North

WEST VIRGINIA

FAYETTEVILLE—
MR. BEN D. KELLER



Pipes, and depicts some of the finer kinds of this type. For those who find miniature pipes an interesting study, the sixth series should prove of value. This series shows a number of small pipes which is a hobby in itself. One slide, in natural color, shows a small hand carved briar pipe resting on a dime.

And the seventh series will prove of interest to any group, whether pipe

smokers or not, for it contains pipes of odd or unusual shapes and designs. The woman's leg and the Irish hat illustrated below are to be found in this series.

Pipe clubs or other groups are cordially invited to book any or all of these first seven sets. When ordering, be sure to give the name of the series you wish and the dates desired, with alternates in each case.

Highlights in the "Odd and Unusual" series of slides are these two pipes of European origin. Left is a woman's stockinged leg made in France, and at the right is an Irishman's hat. A total of seven sets of these slides have now been completed.



Arthur J. Batchelder,
Portland, Oregon

How often should a man take a bath? When he's dirty and has B.O., is the usual answer to that. Now a pipe can get B.O. (probably should be called P.O.)

If you smoke a tobacco that is rather moist and has lots of tar, then it had better be cleaned quite often, just as if your work is dirty work, you have to take a bath pretty often.

I would say that at least once while smoking a pipe a pipe cleaner should be run through it to get rid of excess moisture, etc. And when finished smoking, one should stick a pipe cleaner in the pipe and leave it there until the next time it is smoked.

About once a month, if you have a lot of pipes and rotate them often, all the pipes should be given a good going over, scraping the cake down a bit so that too much goo won't accumulate in it, cleaning out sticky tars with some pipe sweetening preparation, preferably containing alcohol so as to cut the good and then bring them out.

If you smoke quite a lot, have few pipes and things get P.O. sooner, then give them a good bath oftener than that. In this way the chances of getting too thick a cake are cut down, and too thick a cake helps to give P.O. and to crack the bowl. It further prevents a pipe from going sour and becoming rancid so soon.

Therefore, for good, clean, sweet, cool smoking, keep it clean, for your sake and for the sake of others.

Richard L. Bridges,
Los Angeles, Calif.

Pipes and pipe smokers being the unpredictable variables they are, I believe the question has no definite answer.

I have found that the pipe which hasn't been cleaned for ten smokes tastes practically the same as one newly cleaned.

However, to prevent gradual clogging of the draft hole and shank, my habit is to insert alternately each end of a pipe cleaner into the stem, through the shank, and into the heel after each smoke, without removing the stem. This clears the passage and absorbs much of the moisture present in stem and shank.

Then after about every tenth smoke, detach the stem and swab out stem and shank with an alcoholic sweetener solution which dissolves most of the tars and present. Another pipe cleaner does the final wipe-out.

I have acquired the habit of smoking every load to complete ash. Thus the bowls of my pipes are never damp, and

Pro and Con

"I wholly disapprove of what you say, but will defend to the death your right to say it."—VOLTAIRE.

This is the page set aside for the reader to discuss controversial questions pertaining to pipes and pipe smoking. Letters may be shortened, but the opinions expressed remain unchanged.

THIS MONTH'S QUESTION

"How often should a pipe be cleaned and why?"

the bowls never require any cleaning or sweetening.

Some authorities claim that a "sour" pipe is the result of a wet heel and never of a dirty shank. If this be true, and a smoker always smokes out the heel, the cleaning of the stem and shank becomes a job to be done just as often as the individual smoker wishes to do it or feels it necessary.

Bob McCluskey,
Dearborn, Mich.

I never clean my pipes, except when they get clogged up. They tell me I have the dirtiest, foulest smoking pipes in all Michigan. Maybe so, but they smoke good, and that's why I smoke 'em.

G. S. Duncan,
Erie, Pa.

How often do I clean a pipe? That is a simple one. As often as it needs it.

How often does it need it? Whenever it gets dirty. How often does it get dirty? That depends upon how much I smoke it.

I'm not trying to be facetious, but that's about right: A pipe should be cleaned when it gets dirty enough to need it.

Why then? you ask. Well, if you don't clean it once in a while it will get so clogged up that it won't draw. It will gurgle and the juice will be drawn into your mouth.

Some pipes need cleaning sooner and more frequently than others. That's why I say you have to clean it as often as it needs it and why you can't lay down any set rule. I have some pipes that will gurgle at the end of two pipefuls, while others won't gurgle until the end of five or six pipefuls. So, the former needs cleaning oftener than the latter.

Then, too, the tobacco you smoke has a lot to do with it. Some tobaccos smoke



"You'd know him anywhere officer—he's never without his pipe."

PIPE LOVERS

clean and light and don't leave sludge and residue in the heel and stem. Others are quite moist by comparison and leave a lot of moisture in the pipe. If such a tobacco is smoked, the pipe must be cleaned frequently.

I usually blow the moisture out of the stem and then run a pipe cleaner through it to get the rest.

**Jacob Stein,
New York, N. Y.**

I smoke only one pipe a day and then let it air out. I think this is the best plan for the air does something to a pipe which isn't done with the use of a cleaner, piece of tissue, or other device.

At the end of each day the pipe which was smoked that day is placed in its rack with bowl down and stem upward. In this way all moisture tends to drop down into the bowl. The passage of air through the bowl and shank dries out the pipe in four or five days and the pipe is then ready to smoke again.

Some smokers think the tobacco oils which have collected are unwanted dirt and residue and should be removed. I do not think so. I feel the tobacco oils have a certain definite curing effect on the wood bowl and should be allowed to penetrate it.

The bowl never thoroughly dries out. These oils are ever present and keep the wood slightly moist or oiled and retard charring.

I smoke only a good, full tobacco, free from any added flavors, since I feel these artificial agents are not beneficial to the pipe if left in it. I think they have more to do with the pipe turning sour than any residue from the pure tobacco leaf itself.

If a pipe becomes overly moist, I don't hesitate to use a cleaner now and then, but this is only in extreme cases.

**J. C. Stephanson
Vancouver, B. C.**

Cleaning a pipe can be a very intricate process and operation. One of my friends has a very nice assortment of pipes and he cleans them periodically, once a month. He smokes them in rotation, then every three or four weeks he takes a night off and really goes over them.

He cleans them inside and out. He uses every known device I ever heard of, but he doesn't have a poor pipe in the lot. They all smell sweet and clean all the time. He believes, and so do I, that the secret to a sweet smoking pipe is regular and thorough cleaning.

He doesn't stop with the inside as most fellows do. He uses a soft flannel cloth dipped in olive oil and goes over the outside of the bowl as well. A good vigorous rubbing makes the pipe look

almost new, except for the natural coloration that has taken place during the hours of smoking.

**Robert Young,
Jacksonville, Fla.**

If you have a really fine pipe and want to keep it fine, take care of it. Pipes must be kept clean and dry inside. This is best done by keeping a pipe cleaner in the stem all the time when the pipe is not actually being beink smoked. The cleaner acts as an absorbing agent for moisture, prohibiting the oils and tars from sinking into the shank. Some smokers prefer that the shank be left open so that the circulation of air can clean out the stem. Oils and tars don't evaporate by air.

So if these tars and oils are to be removed, the cleaner must be left in the shank and stem to soak up this residue. Otherwise it goes into the wood and this is what makes the pipe turn sour.

There is plenty of moisture from each bowlful of tobacco, and there is no reason for wanting to leave it in. Pipe cleaners are cheap, and they can be used in a pipe about twice before they should be discarded. Expensive? Pipe cleaners are a lot cheaper than a fine pipe.

**Avery DeWitt,
Memphis, Tenn.**

There's a lot of argument about cleaning a pipe, so this question should be a good one. Some guys clean them all the time, after every smoke, while others just let 'em go day after day.

But it seems to me that the happiest smokers are those that just let them go. These are usually the old timers who smoke constantly. They don't know what a pipe cleaner is, and they always seem to get a lot of enjoyment out of their pipe.

I don't have such good luck. I have let my pipes go, but before long they get filled up with water, and it gets into my mouth and it is bitter. I don't see how the old timers keep this moisture from getting into their mouths. Or maybe it does but they don't care.

I like to let a cake accumulate for it

gives a sweeter smoke, especially in a cheap pipe. I have a cheap pipe with a thick cake and it smokes like a \$10 number. So I don't take out the cake often, unless the pipe is an expensive one, for I wouldn't want the bowl to crack, and anyway, in an expensive pipe the wood is better wood. The cake doesn't need to be so thick.

**M. C. Roth,
Detroit, Mich.**

There is a lot to cleaning and every pipe is different. A filter pipe doesn't need to be cleaned as often as a pipe without a filter because the filter does a pretty good cleaning job in itself. It keeps tars and moisture away from the mouth, and you can exchange filters quickly.

I smoke both kinds. Regular pipes I clean after every two or three pipefuls, but filter pipes can go for a dozen or more.

I have a metal stem pipe which has to be cleaned often because the moisture can't soak in. It cleans easily which is a good thing.

**Jack Wymore,
Eugene, Oregon**

Cleaning their pipes is a big task for some fellows. I have seen several fellows take the task as though they were moving a mountain. Why this is, you tell me.

Perhaps I don't clean my pipes enough, but when I do, I just run a pipe cleaner down inside the stem and that seems to do the trick.

**H. L. Sissel,
San Francisco, Calif.**

I believe that cleaning a pipe is as much an art as smoking one. A pipe can be cleaned too often as well as not often enough. The oils should be allowed to penetrate and condition the wood, thus rendering it less likely to burn as the pipe is smoked.

If the pipe is cleaned too often, it takes away too much of this oil. A pipe cleaner run through once lightly to remove excess moisture is sufficient.

NEXT MONTH

APRIL—“What is your preferred method of breaking in a new pipe?”

(Answers must be received by March 5)

MAY—“What is the best way to keep tobacco properly humidified?”

(Answers must be received by April 5)

Address all letters to “Pro and Con” in care of this magazine. Anonymous contributions will not be used. Send a picture of yourself if you wish. As many letters will be used as space will allow. Suggestions for future questions are also welcome.

WHAT'S NEW?

New Featherweight Pipe Is Announced by Falcon

"Humidome" Is Featured

A new pipe that tips the scales at just one ounce and is built on a new principle has been revealed by the Falcon Pipe Company of Fort Wayne, Indiana.

Known as the Falcon Featherweight the new pipe has an inbuilt patented "Humidome"

condition tobacco in the heel, prevent collection of moisture, and passage of up and goo into the mouthpiece.

This "Humidome," small and compact, works on the principle of conducting heat down into the very heel of the pipe, where it can dry out the moisture on burning tobacco as it is smoked.

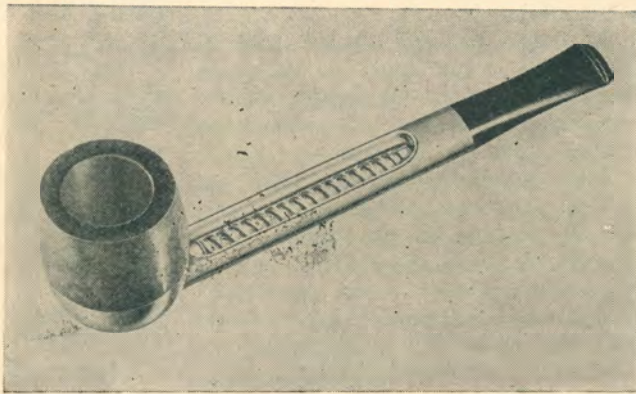
Its construction allows for an almost microscopic peripheral opening leading from bowl to stem. The pipe, made in three parts, comes into its separate pieces with a mere twist of the wrist, and when the bowl has been separated, all residue can easily be wiped out.

Assembled, the narrow peripheral opening freely allows passage of smoke and at the same time prevents passage of tobacco fragments which would ordinarily eventually clog the stem.

The metal smoke tube is fully exposed to the outside air, and the stem is not encumbered by unnecessary casing.

The bowl is said to be made of imported Mediterranean briar, each one precision threaded and interchangeable to afford the smoker a multiple "pipe one."

The advantage of interchangeable bowls, says the manufacturer, is that a smoker need buy but one shank, yet with several different bowls, he has a pipe for every occasion, and also can permit the bowls used to thoroughly dry out before being smoked again.




New Bryson Has Briar Bowl

A new Bryson pipe has recently been introduced by the Briarwood Corporation of Palo Alto, California. The pipe is similar to its older brother except that the bowl of the new pipe is said to be made of Algerian briar.

New Pipe by Bowers Has Self Contained Lighter

Encased In Metal

A new pipe, novel in that it is equipped with a "built-in" lighter, has just been announced by the Bowers Lighter Company of Kalamazoo, Michigan. The makers state that the bowl is of genuine imported briar, encased in a metal jacket provided with radial fins having unusual cooling surface area. It is claimed that this feature plus the ingenious moisture baffle ne-



Screening Dates Are Announced

The new motion picture "A Man's Pal" (reviewed in the September, 1946, issue) will be shown at the following theaters in the next few weeks according to the Mastercraft Pipe Company, producers of the film, in New York:

DATE	THEATER	CITY
Feb. 25-27	La Salle	Niagara Falls, N.Y.
Feb. 26-27	Webster	Rochester, N.Y.
Feb. 28	New Star	Dansville, N.Y.
Feb. 28	Genesee	Buffalo, N.Y.
Mar. 4-5-6	Jubilee	Buffalo, N.Y.
Mar. 5-6	Strand	Phoenix, N.Y.
Mar. 7-8	Clinton-Strand	Buffalo, N.Y.
Mar. 9-10	World	Rochester, N.Y.
Mar. 9-10-11	Little Hippodrome	Buffalo
Mar. 12-13	Capital	Roxbury, N.Y.
Mar. 12-13	Strand	Manlius, N.Y.
Mar. 14-15	Apollo	Buffalo, N.Y.
Mar. 18-19	Capitol	Parish, N.Y.
Mar. 19	Capital	Hancock, N.Y.
Mar. 21-22	Roxy	Buffalo, N.Y.
Mar. 25-28	Lakes	Interlaken, N.Y.
Mar. 28-29	New Astor	Attica, N.Y.
Mar. 28-29	Varsity	Buffalo, N.Y.
Apr. 2	Dundee	Dundee, N.Y.
Apr. 2-3	Park	Windsor, N.Y.
Apr. 4-5	Rainbow	Niagara Falls, N.Y.
Apr. 4-5	State	Niagara Falls, N.Y.
Apr. 16	Hillman	Hillman, Mich.

cessitates a long smoke travel, resulting in a cool, dry smoke.

The built-in lighter of the match type is recessed in the end of the stem and is quickly ignited by removing it from the

pipe cover and applying it to the striker flint which is directly attached to the pipe. A hot, uniform lighting flame is said to be characteristic of the lighter.

With the exception of the briar bowl and the wide, molded mouthpiece, the pipe is of all metal construction weighing less than two ounces. Styling is said to be dynamic and functional, the radial fins and the lighter unit contributing to the balance of the pipe and to the interest of the overall design. An easily removable inner assembly makes cleaning of the pipe a simple operation. The pipe is available in an assortment of brilliant colors.

Denny's Piper Ideal for Desk

An ideal tool for cleaning out the pipe bowl as well as tamping down the tobacco is a new instrument called



"Denny's Pipe."

Shown in the accompanying illustration, it consists of a metal shaft six inches long which has a flattened, spoon-like surface at one end intended for digging out the ashes, and a round-headed tamper at the other which fits inside even the smallest bowl and

packs down the tobacco.

Although a bit long to be carried in the pocket conveniently, this fact is perhaps its biggest asset, for it makes an ideal table piece for home or office and cannot be readily carried away. Always ready for instant use, it will find favor with any pipe smoker. It is manufactured by the Deniston Company of Chicago, Ill.

New Lighter Resembles Plane

Aviation enthusiasts should welcome the announcement of the new "Air-flame" table lighter which is designed like an airplane. It is 3½ inches high, 6 inches long, and has a wing spread of 5 inches.

It is finished in highly polished chrome and the lighter unit which is semi-automatic is guaranteed. A twirl of the prop opens the lid and lights the lighter in one operation. It is available from Eric Wedemeyer, Inc., of New York, N. Y.

MARCH, 1947

New Pipe is Metal Plated

"Briarplate" is the name of a new kind of pipe just announced by the Globe Pipe and Tobacco Company of Oakland, California.

The pipe is said to be made of first quality imported briar and is then given a special metalized or plating process by factory engineers who developed the idea. The pipes are plated with gold, silver, bronze, aluminum or copper.

The pipe is said to look like a regular metal pipe, but the metal coating is no thicker than a coat of paint and according to the manufacturer the metal coat does not interfere with the breathing of the wood.

The pipe can be carved, and the metal plating process follows the contour of the carving with a very realistic effect.

New Reamer By Clarke

A new type bowl reamer has recently been announced by the Clarke Engineering Company of Lima, Ohio.

It is made of high grade spring steel and weighs only one-half ounce. Although only two inches long, it fits any size pipe and is easy to carry in the

Smoke Travels 34 Inches In Newly Designed Ayres

Made of Aluminum

Something really new on the smoker's horizon has loomed up this month in the form of a "smoke conditioner" pipe, the Ayres, said to give coolness a new meaning for pipe lovers.

Engineers of the Erskine-Mills Company, Elizabeth, New Jersey, are credited with discovering and perfecting the revolutionary-designed conditioner.

Made of heat-resisting aluminum, drilled with many looping channels, this amazing new device travels the smoke through 34 inches of cooling, filtering pathway.

Smoke thus channeled undergoes a radical drop in temperature, its tars and resins condense out. Gone are the old

pocket, always ready for instant use.


The two blades fit into a sliding sleeve which is adjustable and permits any desired amount of pressure on the inside of the pipe bowl. They are available in two different finishes.

Custom-Mix Pipe Tobacco



Custom-Mix Pipe Tobacco has recently been announced by Eugene J. Rich, Inc., of New York City, as being a blend to satisfy the most discriminating pipe smoker.

The blend is smooth and mild and possesses a very fine aroma and taste. It may be obtained in most parts of the country at the present time and is available in 1½ ounce, eight ounce and sixteen ounce sizes.



smokers' bogeys of tobacco "bite" and unpleasant "goo" collected in the pipe bowl.

The Ayres is quick to take apart, said to be easy to clean, and to stay fresh and sweet.

Traditional features of quality pipes



WHAT'S NEW? continued

have been retained in the new Ayres. The manufacturer states the bowl is of imported briar, and the bit of pure vulcanite rubber.

"The proof of the pipe is in the smoking," affirm the Erskine-Mills people, and they are currently offering the Ayres on a money-back guarantee.

Their free booklet, *The Old and New Pipes*, has several tips on smoking, as well as complete information on the functioning of the conditioner to insure cooler, sweeter smoking. The booklet may be obtained simply by postal request to the firm at Elizabeth 4, New Jersey.

Wedg-Y" Does Double Duty

A combination ash tray and reamer has been perfected by the Bor-Lenz En-




prises of Los Angeles, California. The new item, pictured here, consists of a plastic ash tray some two inches in diameter from which come two metal prongs to fit into the pipe bowl.

The name of the device, "Wedg-Y," receives its name from the small wedge which fits between the prongs and is adjustable by a screw arrangement on the

Ash Announces New "Ideal"

Latest pipe design to be announced by the George T. Ash Company of Washington, D. C., "this new pipe is a masterpiece of pipe craftsmanship."

According to the manufacturer, the pipe is conventional in appearance,



bottom of the tray. A screw driver quickly adjusts the prongs to fit a small pipe bowl or a large one.

When reaming the pipe, all ashes and other matter are caught and held in the tray-bowl. None can spill out or make a mess. When not being used as a reamer, "Wedg-Y" can be used as a pipe rack, holding one pipe as shown.

Besides the plastic model illustrated, the item is also available in brass which is plated in either silver or gold. It also has an attachment which fits around the steering column on a car and with this accessory it makes a very convenient place to carry the pipe in an automobile.

Pipe Cleaner Art Set

Pipe cleaners can be used for something besides cleaning a pipe, in case you didn't know. The American Pipe Cleaner Co. of Norwood, Mass., has recently come out with a "Pipe Cleaner Art" set which includes a hundred pipe cleaners 12 inches in length in a variety of brilliant colors.

These are then bent in various shapes to produce all kinds of designs and figures. With each set is a colorful folder offering suggestions of objects which may be made of the cleaners. And when the kids are through playing with them, they are still suitable for cleaning a pipe.



"Ream-O" is Made of Wire

The Perkins Sales Company of Boston, Mass., has recently announced a newly designed pipe reamer which they call the "Ream-O."

It is constructed of rust protected high carbon steel wire with square edges on three sides to permit reaming the bowl without scraping the wood. The expanding wires are adjustable to any size pipe.

but inside it has the sanitary and cooling features of the metal-shank pipe, and affords a dry, sweet bowl with the vertical smoke outlet.

These added features are accomplished by causing the smoke to travel its entire



Unusual Pipes By Wythegate

Bench made, custom built pipes of imported briar are the quality product of a comparatively new concern known as the Wythegate Briar Pipe Company of Brooklyn, N. Y.

The manufacturer states his pipes are made only of the best quality imported briar and are individually styled and fashioned for the discriminating smoker. No two are alike.

Each of the pipes is rugged and masculine and is designed for the collector-smoker who takes real pride in his pipes.

The usual styles are available in the firm's regular line, including the apple, egg, prince, bulldog, bent, and Dublin. The manufacturer states these, too, are made of fine-grained Algerian briar.

Two Sized Pipe Cleaners

A two sized pipe cleaner has recently been introduced by the E. T. Gilbert Manufacturing Company of Rochester, N. Y.

This item which is something different consists of a standard length pipe cleaner being very small on one end while the other end is large enough to be used in any of the over-sized shanks common today.

The new cleaners are an inch and a half longer than most pipe cleaners and are put up in attractive packages which sell for a nominal sum.

course through aluminum tubing. The bowls are made of imported briar, according to the manufacturer, and these are interchangeable.

The pipe is now available in limited quantities.

CONDRAS PIPES

[Begins on Page 78]

then for a brief thirty-minute visit. But he had two valuable assets—he knew pipes, and he knew and understood people.

He blended this combination from the start. Men came from the hills and the villages around Tompkinsville to find what Larry had to offer. Some were barefoot lifelong residents of the community. Some were quizzical veterans of World War II. But they all had a background that sounded a lot like Larry Condra's.

He made certain that every one of his employes was in a job he liked. As they were hired, they were permitted to look around and find a job to their liking, whether it be the initial block process, or the final shaping and fitting done by hand.

Condra claims this has paid substantial dividends in the quality of workmanship. He employs no foremen, and states that it is a common sight to see the men working straight through their ten-minute rest periods in morning or afternoon. While this might seem like so much malarkey, Condra says it's a part of the extreme fascination which comes with carving a pipe with your hands. In other words, it's like reading a good book. You don't like to put it down until you find out how it's going to turn out.

IT'S ALSO quite common to see Condra at a bench in the factory. His organization is still relatively small, so he fills in wherever and whenever he is needed. But in view of the short space of time, the growth has been phenomenal. Condra already employs close to fifty persons, and every one of these "human termites" is doing a job.

Each pipe is different. They are big-bowled pipes, massive in appearance, and yet two ounces is usually maximum weight. Larry is also finding that the fair sex is appreciative of beauty in pipes. He is making a peanut-sized pipe with the same carefully hand-tooled workmanship, which is selling in surprising quantities to women. He smiles when he recalls the gnarled corncob his mother used to puff. Some difference now when milady prefers a handsomely carved briar—and a mild tobacco.

Condra is a pipe man all the way. While he fondles a pipe carefully as he makes it, he naturally believes the same tender care should be taken of a pipe throughout its service to the owner. Treat it right, he says, and you have a friend for life.

MARCH, 1947

"Smokability"

-that's the word for Kirsten*

The dictionary doesn't supply a word to adequately describe the many outstanding features of the smart-looking Kirsten Pipe. So we've coined the word "smokability" which means (1) cool-smoking (2) sweet-smoking (3) bite-free and clean smoking pleasure.

Join the thousands who now smoke Kirstens and you, too, will say, "My favorite tobacco tastes better in a Kirsten Pipe."

FOUR SIZES AT LEADING DEALERS

\$6 \$8.50 \$10 \$12.50



Kirsten*
"RADIATOR" PIPE

*Reg. U. S. Pat. Off.

Kirsten Pipe Co., Dept. 432, Seattle 9, Wash.
Kirsten Pipe, Ltd., Vancouver, B. C., Canada

THE SMOKE OF THE STARS

Brown Crock Mixture



★ It's carefully aged and blended, smokes cool and lasting, has a delightful aroma, and does not bite the tongue. Try a pipeful today—then you'll see why Brown Crock is truly "the smoke of the stars."

Available at present in one-half pound cartons only.

Shipped anywhere in the United States upon receipt of your check or money order for \$1.45, which includes postage, insurance and handling charges.

All Mail Orders Filled Same Day Received

HOLLYWOOD PIPE SHOP

1641 No. Cahuenga Blvd.

Hollywood 28, California

Books

BOOK REVIEW

PRODUCTION OF TOBACCO, by W. W. Garner, Ph.D., Sc.D. 6x9 in. cloth. 516 pp. with 81 illustrations. Published by the Blakiston Company, Philadelphia.

This very late book is a comprehensive survey of the essential features of tobacco production and its problems, including inter-relations of other phases of the industry.

Although written primarily for those engaged in the tobacco industry, parts of the book will be of value to the pipe smoker interested in how tobacco is grown and prepared.

The first two chapters discuss the plant from a botanical standpoint and describe briefly how the various types of tobacco were discovered and developed. The next twelve chapters are most practical and discuss general principles of tobacco culture, the many varieties of the plant, the preparation of the soil and seed beds, caring for the growing plant in the field, and how to decide when to harvest it.

Readers interested in curing methods and in tobacco preparation will find a complete and complete description in Chapter one, which is devoted exclusively to the subject. All of the modern methods are presented.

Additional information includes chapters on the grading and marketing of tobacco, production methods in foreign countries, and concludes with a discussion of tobacco pests and diseases.

The final part of the book treats the physiology, chemistry and genetics of the plant. Of special interest to the pipe smoker in this section is the chapter on aging, fermentation and aging of tobacco. The final chapter in the book discusses humectants, sauces and flavors, tobacco blending as a factor in tobacco manufacture, and some interesting statistics on tobacco consumption today.

Although much of the book is of interest primarily to the grower of tobacco, we feel there is sufficient information of interest to the real pipe smoker to make this book a worthwhile addition to his library.

The author was placed in charge of tobacco investigation by the U. S. Department of Agriculture in 1908 and he is considered to be one of the foremost authorities on the subject. He uses an actual, scientific style, presenting the material in a clear and concise manner. The completeness of the subject leaves little to be desired by those wanting a story of the production of tobacco.

KEEN'S CHURCHWARDENS

[Begins on Page 76]

de Valera, and hosts of others. The latter, incidentally, registered for half a dozen pipes, for although he was a nightly guest at Keen's, he could never get the pipe he had smoked the evening before. The reason was that some remarkably vigilant but not too honorable admirer would manage to filch the valuable memento no sooner than it was restored to its place.

Once it was "men only" in the Tap Room at Keen's, but today the fair sex is notably represented with their signatures properly entered in the pipe book, and a tinge of red often visible on the end of the stem.

SOME TIME ago an English gentleman, toward the end of his dinner, beckoned to Tommy (the same cockney character who for three generations has been serving patrons at Keen's) and

drew from his waistcoat pocket a small slip of paper.

"Fifteen years ago," he explained as he handed the paper to Tommy, "when I visited this country with my father, he brought me to this famous house several times. You kept a clay pipe for him—the number on this slip is my father's writing.

"On our last dinner here (the old gentleman didn't expect to be able to make another trip from England) he asked me to be sure and call for his pipe here at Keen's if I ever returned to America.

"This is my first trip over since his death eleven years ago. Do you suppose by chance you still have that pipe?"

Tommy took the small slip of paper and left the room. A few minutes later the Pipe Warden of Keen's handed the moist-eyed visitor his father's own pipe.

PIPODDITIES

By George R. Flamm

Source of any item depicted sent on request.



The guest took the long churchwarden in his hands, and then, very solemnly broke the stem in two. The bowl part he handed back to the Pipe Warden who proceeded to replace it on the wall.

The custom of breaking the stem when the owner has died is supposed to be of French origin. Whenever a tavern-keeper learned that one of his guests had finally gone to his long sleep, he would take the pipe registered in the name of the departed, break off half the stem, and restore the broken pipe to its customary place—there to remain as long as the tavern stood.

Many a broken stem may now be seen on the walls and along the ceilings. Pipes which will never again be smoked once were the property of William Howard Taft, David Belasco, Augustus Thomas, Clyde Fitch and Floyd Gibbons. The most recent stem to be broken belonged to the famous opera star Grace Moore whose pipe has been registered more than a dozen years. Her death occurred in Europe scarcely a month ago.

Her clay, with many others, rest in their honored places above the tables, or repose in the glass case over the fireplace near the entrance. Here today's guests may pause to read the names of some of the Pipe Club's immortals. The broken pipe stems testify to a gallant gesture that has not been forgotten in an age that seems to find little time for sentimental customs.

In the Pipe Room of Keen's all fine traditions seem to have survived. At ease in their comfortable chair, with a liqueur, a cup of Cauchois coffee or a mug of ale before them on the table, guests of this modern Mermaid Tavern puff on their churchwardens. And as the fragrant haze rises above the tables, tension, anxieties and cares fade away.

WOOD MAKES THE PIPE

[Begins on Page 72]

Western Yew (*Taxus brevifolia*) is the nearest approach to English Yew found in this country. It grows from Alaska to California and east to Montana. Possessing a hardy, fine grain, it does quite well for pipes. It is the same wood the Indians used to make bows and was sometimes referred to as "shooter yew."

OTHER FOREIGN woods which have been used to some extent for the manufacture of pipes in this country include rosewood from Spain, ebony, that black wood from Africa, and some olive wood from Italy.

Woods grown in this country include apple, birch, cherry, dogwood, hickory,

INTERESTING ARTICLES

are on the way

IN COMING ISSUES

Here is a partial list of articles which are scheduled to appear in coming months:

- How to Color a Meerschaum
- Keeping Tobacco Moist
- Proper Reaming
- What is Smoke Blending
- Selecting a Humidor
- Let's Talk About Stems
- Corncob City
- The Six Frankfurters
- Artificial Caking Methods
- What is Amber
- How Meerschaums are Made
- The Calabash
- Tobacco Cuts
- What Was the Arcadia Mixture?



Sound Volumes of
PIPE LOVERS
for the year 1946
\$6 postpaid

SUBSCRIBE TODAY

Be sure of receiving every copy as soon as it comes off the press

Rush this coupon NOW with your remittance

Pipe Lovers
532 Pine Ave.
Long Beach 2, Calif.

Date.....

Enclosed please find for year's subscription

to begin with the issue. Send to

2 Years - \$4.50

Name

1 Year - 2.50

Address

City Zone State

New Renewal

PIPES REPAIRED

Your pipe deserves the best. Let experienced pipe makers repair your pipe. No obsolete, hand chisel hobby shop methods used. Bits are precision turned to fit from hard vulcanite rubber.

5 DAY SERVICE

Send for free illustrated catalog and price list.

STEG

200 West Water Street Syracuse, N. Y.

CLASSIFIED ADVERTISING

Ten cents per word—minimum \$2.
Cash must accompany order

PIPE MAKING

PIPE makers' supplies. Pipe makers' manual, \$1.00. Briar blocks, stems and rough pipes. Free price list. HAROLD MANGUS, Route No. 3, Alliance, Ohio.

PIPES made to order. You draw the design, I make the pipe. \$5.00 to \$7.50.umbo sizes slightly higher. Send your design today and ask for quotation. Stems repaired. J. H. BRADSHAW, 1124 Linden, Long Beach 2, California.

SILVER bands made to order from 28 ga. sterling. Sent postpaid 45c each, six or more 0c each. State diameter and width. Also stems. Send for free list. TRESSLER & DEWONG, 1122 E. Washington St., Indianapolis, Indiana.

PIPE Kit. Genuine imported briar block, hard rubber bit, aluminum filter and instructions, \$1.00 postpaid. Literature free. ARVAPIPE, 2829-C Dixie, Hamilton, Ohio.

PIPE REPAIRING

PIPES and lighters repaired. Prompt attention to mail orders. Workmanship guaranteed. JACK'S PIPE SHOP, 432 W. Washington Street, Phoenix, Arizona.

LET us repair your pipes. Precision workmanship guaranteed. Try us and be convinced. FRESNO PIPE REPAIR, 5041 Alta Ave., Fresno, California.

PIPES repaired with your own original broken stems 53c. Hard rubber stems for replacements 93c. Returned prepaid. Send cash with order. SIDS SMOKE SHOP, 1353 State Street, Bridgeport 5, Conn.

PIPES

ZEPHAIR Air-Cooled Pipe is scientifically conceived, artfully designed. Large aluminum tank traps the goo and conditions the smoke. Genuine Algerian Briar Bowls. Light weight. Easy to clean. Extra dry smoking. \$2.50. PEACOCK DISTRIBUTING CO., 307 Church St., Decatur, Ga.

WANTED

DUNHILL Pipe Book, also, other books on pipes, smoking, etc. Also, pictures. Send price and condition. ROBERT JENSEN, Box 24, Moneta, California.

FOREIGN or American Indian pipes in first class condition. Send photograph or drawing and state price. BOX 53, Pipe Lovers Magazine, 532 Pine Avenue, Long Beach 2, California.

maple, myrtle, and red gum. Pipes from these woods are made from that portion of the tree growing above ground since burls are not produced by these trees. With hickory, cherry, and some of the others, pipes are often made from the branches, short two inch lengths being sawed off, the bowl hollowed out, a hole bored for the stem, and the bark often left on for beauty or ornament.

Pipes of myrtle are made of the gnurl at the base of the trunk. Interesting grain patterns are often found and the wood at this point is fine grained. It smokes sweet and cool.

Generally speaking these "above ground" woods have never been as popular with pipe smokers as the roots from below ground. Such pipes are usually less expensive although the quality of smoke is satisfactory.

Since 1825 the Mediterranean briar has been considered the best of all woods thus far encountered for the making of pipes. Following its early discovery it was widely used and as a result the supply which Nature provided has been dwindling rapidly. The best burls are from 50 to 100 years old and a fresh supply obviously cannot be created overnight.

With the supply of aged briar root disappearing faster than a new crop can be grown, it is plain to see that other woods must be discovered. This is the reason why experiments are now going

OLDEST TOBACCO

[Begins on Page 74]

burned face. Although I was working in another room, I saw that this Spanish-American had laid bare the outlines of a dust-covered Indian bowl. I immediately took over.

A small paint brush and a pointing trowel were my working tools. As the soft dirt was scraped and brushed aside we could see the form of a low squatty vessel. The product of primitive ceramic art and ingenuity was resting on the hard mud plaster floor of the room.

I knew that it had been left here hundreds of years ago by some primitive Indian when he hastily deserted his cliff home. During the succeeding years and up to the time of our excavation, dust particles from the mud roof fell to the inside and covered the contents of the bowl.

A crust formed over the top by the seeping in and drying of water and as time had elapsed the bowl had been filled to the brim with dirt. Stones from the walls and timbers from the roof fell but not a single one struck the bowl. This must have been providential. And if this tiny clay vessel had been crushed we

on with many of the woods already described.

As the available Mediterranean briar grows scarcer, the price will continue to rise, and in time the genuine article will become almost non-existent. Even if a new crop of briar bushes were planted today, it would take about 50 years before the burls would be large enough to yield good wood for the making of fine pipes.

Domestic woods will be used in greater quantities in the future as the European supply diminishes and as the domestic woods are discovered, together with the proper methods of curing them for best results.

Great quantities of manzanita, lilac, laurel and rhododendron remain untouched in this country—a source of pipe wood to supply pipe smokers for many years to come.

The great argument will probably always remain as to what wood is the best for making pipes. Many a smoker insists on the original Mediterranean bryere, claiming there is a big difference, yet few experienced smokers can distinguish the difference, either by visual inspection or through smoking.

To the rank and file of smokers it makes little difference what wood is used in making the pipe so long as it is light in weight, looks nice, and above all gives real smoking enjoyment. If it gives all these, who cares what the name of the wood is or where it grows?

would probably have been robbed of one of the most important finds made in the field of southwestern archaeology. Such is the luck of a bone-digger!

LIFTING UP this delicate cap piece disclosed the presence of something which looked like dry brown leaves. And my guess was that this mass had been crumbled and rolled between the grown hands of some primitive Indian and sifted between his fingers into the bowl.

After all the particles of dry mud were removed, my first words, spoken in a tone of astonishment, were, "It looks like tobacco!" The contents of the dish were removed and carefully placed in a paper container for the time being.

With only the bowl and its doubtful contents in my hands, I carefully measured each step down the steep slope to the valley floor as if I were carrying a million dollars. Somehow I felt that our toil in the heat of a New Mexico sun had not been in vain.

It was not for me to decide whether

PIPE LOVERS

or not our specimen was actually tobacco. The expert knowledge of a specialist in plants was required. At my first opportunity, this specimen, all of which could be carried in the palm of my hand, was taken in a test tube to the State University at Albuquerque for identification.

Dr. Edward F. Castetter, head of the Biology Department, has done a great deal in the field of ethnology and is especially interested in tobacco. He was delighted because if this "little more than a pipe-full" were tobacco, it would be the oldest specimen of cultivated tobacco in the Southwest and likely in all America.

But, like a true scientist, Dr. Castetter admitted nothing. He merely made the remark that it looked like tobacco. And even after completing his analysis he was not satisfied.

This nicotiana was sent to Dr. T. H. Goodspeed, professor of Botany, University of California for examination and confirmation. We anxiously awaited the verdict to see if two specialists would arrive at the same conclusion.

Several weeks later I visited Dr. Castetter again and his first words were, "Well, its tobacco alright, just as I suspected." But, these questions still remained unanswered. Was this tobacco cultivated in Frijoles Canyon? Was it cultivated by Indians elsewhere and brought to the Canyon? Or was it imported to the pueblos by the Spanish?

NOW, LET us review the tobacco situation briefly and fit our specimen into the picture. We find that various prehistoric Indian groups in the Southwest, including those who lived in Frijoles Canyon, are thought to have smoked wild tobacco, at least ceremonially.

This assumption is supported by the fact that wild tobacco grows on the Pajarito Plateau as well as in many other areas. Also, because of the discovery of pipes in archaeological sites and the belief by some Indians that their people, during prehistoric times, smoked wild tobacco.

It would seem, if documentary sources of information can be relied upon, that Spanish colonists in New Mexico were cultivating tobacco as early as 1630. We are told that in 1767 a governmental monopoly on tobacco was propositioned and was put into force in 1776 prohibiting the planting of "punche", an inferior species of tobacco.

In 1803 tobacco was raised in small quantities for home consumption despite the governmental prohibition. The next

historic mention of cultivation of tobacco in New Mexico was in 1812. People continued to raise "punche". And then, in 1849, it was observed that the now famous historic town, Sante Fe, had as one of its chief products a kind of tobacco called "punche."

One other report of cultivated tobacco came from Indians in 1826 on the west bank of the Colorado River, very close to its confluence with the Gila. Students report that tobacco has been cultivated by all Indian tribes of North America east of the Mississippi and by most of those immediately to the west of it and by the Winnebago of Nebraska.

But as far as is known up to the



The author takes a puff or two on this ancient tobacco which is many years old.

present time, cultivated tobacco was not used by Indians in the Southwest until after the advent of the white man.

Dr. Castetter found, after several years' work, the inferior "punche" in cultivation by eight modern Pueblo Indian groups in New Mexico. In 1934, Professor Leslie A. White, Department of Anthropology, University of Michigan, discovered the first specimen of tobacco in cultivation in a New Mexico Pueblo. It was found near the Pueblo of Santa Ana and was identified as *Nicotiana rustica*.

But now, this second discovery, although not found in cultivation, is the "oldest" specimen yet found in New Mexico and in all America. It is also *Nicotiana rustica*.

IT IS NOT a variety little known because it was cultivated by Indians of the Eastern Maise Area before the advent of the white man and by Pueblo Indians within quite recent times. Even so, our specimen is important in no small way because it is thought to be the oldest cultivated specimen in America.

The hands on the clock of "Tobacco Time" have been pushed back more than two centuries and there are only docu-

mentary sources to tell us of earlier cultivated tobacco. One wonders what southwestern Indians were doing about this "real tobacco" during the 18th Century.

More thought, however, is expended as to a still earlier century when the weary hands of the clock might someday stop to tell us that in some remote spot lies further evidence that these people were cultivating and smoking tobacco.

What would Indian tobacco taste like? If I should smoke it, would I really be smoking the oldest specimen of cultivated tobacco in America? Hesitating a little, I took the test tube from its hiding place and decided to try some of this Indian mix.

What would be the effect when I inhaled the first puff of this mysterious smoke into my lungs? Would everything turn black and would I drift into a state of coma and beautiful dreams of a kind that I had never experienced before? Or could it be possible that I would never see the light of day again because of my intense curiosity?

These were only a few of my hurried thoughts as I lighted this "17th Century product" because I knew not the contents of this mixture which likely had been smoked ceremonially by some primitive Indian two hundred-fifty years gone by.

As I puffed and drew in the smoke and exhaled it through my nostrils I noticed nothing except a faint dizziness. My specimen looked like tobacco, smelled like tobacco and tasted like tobacco. My conclusion was, "it must be tobacco."

Now, I wonder if a specimen of an earlier age will ever be discovered. And if so, when? What about that cultivated by Indians of the Eastern Maise Area? Or, what about Sir Walter Raleigh? He smoked tobacco in the 16th Century and took it back to the Old World and displayed it to Queen Elizabeth. Shortly after, cultivation was initiated in England.

How about that grown by some Virginia planter in the 17th Century? But, is there a specimen of this early eastern tobacco in existence? These events took place long before our specimen was ever grown and possibly even before Indians of the Southwest knew how to cultivate tobacco.

But, could it be possible that the ancestors of these same Frijoles Indians had cultivated tobacco in some remote spot on the Pajarito Plateau during times prior to the Spanish Conquest and left it for some archaeological sleuth to discover? If so, I hope that I may be the one to find it.

**NO BREAKING IN
NO BITE
NO BITTER TASTE**




"If my new glove was like a Pre-Smoked Dr. Grabow pipe, it would need no breaking in!"

Ripe'n' Ready for

Smokin' Steady

SEE...

It's Pre-Smoked



*Illustrated
Actual Size
DR. GRABOW
Tru-Grain...\$3.50*

You taste the fragrance of real tobacco from the very first puff of your new Dr. Grabow . . . *No Breaking In . . . No Bite . . . No Bitter Taste!*

The only correct way to break in a new pipe is to smoke it. Every Dr. Grabow is Pre-Smoked at the factory . . . actually under fire . . . with fine tobacco (Edgeworth) on Linkman's exclusive pipe smoking machine . . . duplicating the slow, deliberate puffing of an experienced smoker. Here is the most important advancement in pipe smoking history . . . ripe and ready for smoking steady.

Ask your dealer for Dr. Grabow Pre-Smoked Pipes . . . all equipped with special aluminum fittings.

The DR. GRABOW Pre-Smoked Line

- SELECT GRAIN...\$5.00
- TRU-GRAIN...\$3.50
- SUPREME...\$2.00
- DE LUXE...\$1.50

*Fashioned by Linkman
DR. GRABOW PIPE COMPANY, INC.
Chicago 14, Ill.*

