

# PIPE LOVERS

THE MAGAZINE FOR MEN



WHO ENJOY A PIPE

25c

September, 1948



**This Issue:** Flaws--What Are They?  
How to Evaluate a Pipe

❖ Making Pipes of Pumice  
❖ What's New ❖

THE LARGEST SELECTION  
OF TOBACCOS  
ANYWHERE

	Pocket	8 oz.	16 oz.
Pinecrest			
Best Blend	.30	1.25	2.50
Pine Street	.25	1.10	2.10
All Bright	.25	1.10	2.10
Huntleigh	.25	1.20	..
Park Avenue	.20	.85	..
Schermerhorn's			
Bestofall	.15	.80	1.60
Flake Mixture	.20	1.00	1.95
Coat of Arms	.25	1.15	2.00
Pinkussohn's			
Potpourri	.25	1.00	2.00
Cookie Jar	.25	1.25	2.50
Tobin's Irish Mixture	.25	1.25	2.25
Middleton's			
Walnut	.30	1.25	2.50
Regimental	.30	1.50	3.00
Bin 56	.25	1.40	2.75
Club Mixture	.15	.80	1.55
Old Mariner	.15	.90	1.75
Philadelphia	.30	1.25	2.50
Sutliff's			
Mixture 79	.30	1.25	2.50
White Burley	.35	1.50	..
Flycasters	.30	1.25	..
Cube Cut	.40	1.75	..
Honey Dew	.35	1.50	..
Edw. G. Robinson	.30	1.25	2.50
Dream Castle (White or Black Label)	.25	1.10	2.10
B&H Formula 12	.50	1.85	..
Dunhill's Am. Mix.	.30	1.50	2.85
Brindley's	.25	1.10	2.00
Krumble Plug	1.00	..	..
Donniford	.30	1.50	2.75
London Dock	.40	1.50	2.75
Brush Creek	1.00	2.00	..
Lyons Mixture	1.00	2.00	4.00
Peppers Pouch	.25	.95	1.80
Crosby Square	.15	.80	1.55

John Alden Pipe Tobacco, 8 oz. \$1.50  
John Alden Cigars...10c, 2/25c, 15c  
John Alden Cigarettes, pck. ....20c  
Low Nicotine  
(Add sales tax and postage.)

Imported

Erinmore, .50—John Cotton, .55 & 1.10—  
Craven Mixture, .40 & .75—Two Hours, .70  
—Cut Golden Bar, .70—Dunbar, 2.00—Ye  
Olde Signe, 2.00—MacKennas, .70—Scots-  
more, .70—Thistle, .70—Chivalry, .70—  
Yachtsman, .60—Travelers Jov, 1.30—  
Daddy's Mixt., 1.35—Donore, 1.30—Bul-  
wark, 1.00—Tassie, .70—Baltic, .80—Cam-  
bridge, .80—Handy Cut Virginia, 1.25—  
Donegal, 1.30—Carroll's Two Flake, .65—  
Carroll's Rich Flake, .65—Mick McQuade,  
.65—Cope's Escudo, .70—High Card, .60—  
Old Banner, .70—Moonstone, .70—Rich-  
mond Super Fine, .70—Balkan Sobranie,  
1.00 & 2.00—Fryer's, .50, .65, 1.00—Three  
Nunns, 1.25.

Imported Cigarettes

Abdulla, Craven "A," de Reszeke, du  
Maurier, Balkan Sobranie, Gold Flake, State  
Express, Capstan, 3 Castle.

And All Other Popular Brands and  
Bulk Tobaccos

Mail Orders Accepted. Add Postage, ea. 8  
oz. 10c—16 oz. 15c.

Open Saturdays

PINECREST

PIPE &  
TOBACCO SHOP

484 PINE STREET  
San Francisco 4, Calif.  
nr. Kearny • GA 1-8556



Pipe Lovers Makes An  
Ideal Gift For Any  
Occasion.



Questions  
and  
ANSWERS

By KEN BROWN

If you have any questions concerning pipes, tobaccos, or related subjects, Mr. Brown will be glad to answer them for you. Write to him in care of this magazine. Be sure to enclose a self addressed stamped envelope for your reply.

**Q. How much tobacco does the average pipe smoker use daily? R. S., St. Paul, Minn.**

**A.** I suppose the answer depends upon what you consider an average pipe smoker.

King Features Syndicate, in one of their recent series of published facts, stated that the average pipe smoker smokes about a half of an ounce daily, but I do not know the source of their information.

**Q. Does a flame grain or a straight grain pipe smoke any better than those of less superior grain? R. C., Reading, Penna.**

**A.** Generally, yes, but not because of the grain. The reason is that as a rule the straight grain pipes are made from blocks coming from the center or near the center of large, and therefore older burls.

Thus the straight grain signifies an older block, which normally means better smoking.

**Q. Can you tell me who some of the artists were who carved the Heirloom pipes which were first announced about a year ago? J. D. B., Louisville, Ky.**

**A.** The heirlooms to which you refer were carved by such well known sculptors as Jo Davidson, Edwin F. Drake, Max Kopp, G. A. Griffin, R. D. Watts, Leslie M. Sommer, Cecil Howard, and several others. Some of the better pieces are priced at \$3500.

**Q. I recently saw in an antique store window a pipe with three bowls. Can you please tell me how this was used and the purpose of the three bowls? S. W. A., Garden City, Kansas.**

**A.** The purpose of the pipe was to provide a means of practicing smoke blending. A different tobacco is placed in each bowl, such as Virginia in one,

Burley in another, and perhaps Caven-  
dish or Latakia in the third.

All three bowls are lighted at once, and the smoke is blended as it passes through the shank and stem on the way to the smoker's mouth.

**Q. What is meant by the term "manufacturing tobacco"? Also, what is a tobacco manufacturer? Wouldn't this be a tobacco farmer, or anyone who grows tobacco, the same as one who grows a head of cabbage or a watermelon? R. T., Concord, N. H.**

**A.** The term "manufacturing" as applied to pipe tobacco means all of the operations under which the tobacco must go after it has been harvested and sold by the grower.

In this are included long periods of storage which help to cure the tobacco, the method by which it is blended, and the type of cut it receives before it is packed and shipped.

Obviously, a tobacco manufacturer is an expert in this type of work—one who performs these operations with the freshly grown plant.

Cabbage, when it comes from the garden, is ready to be consumed. Not so with tobacco, for growing is but half the job. The many complex and exacting "manufacturing" processes are fully as important, maybe more so.

**Q. Can you tell me if any of the pipe companies are today making the smaller looking pipes that were on sale some twenty to twenty-five years ago? I am anxious to find some, but have been unable to do so. F. D., Westerly, R. I.**

**A.** Man's taste in everything changes with the years, and pipe styles are no exception. The usual, smooth style in the popular shapes has always been with us and will no doubt continue indefinitely.

But those that are "slightly different" are where the changes take place. Today,

large pieces of briar with a rough, hand carved finish are in demand, and, it might be said, the "style."

Those to which you refer were small with thin shanks yet possessing a normal sized bowl. They were often slightly decorated and were available in several shapes not seen today.

I do not know of any company now making them, and no American manufacturer is currently showing any design even similar to them in his catalog.

My only suggestion is that you browse around some of the older pipe shops in the larger cities. Perhaps tucked away somewhere in an old drawer back of the counter one or two might be found

Also, some collectors might have some they would care to sell or trade. What America's pipe smokers will be smoking 25 years from now is an interesting guess.

**Q.** Although I pride myself in the care of my pipes, I slipped up recently and let the bowl of one of my favorites become scorched at one point. The burn does not appear to be very deep. Can this be repaired, or is the pipe done for? P. C. S., Loveland, Colorado.

**A.** If it is not too deep, you may be able to remedy the situation and save the pipe. It will be necessary to ream out the inside of the bowl, removing no more of the wood than is necessary to completely take out the burned or scorched portion.

Of course this means that the inside of the bowl will become larger, and the bowl wall will be thinner, thus making the pipe lighter in weight and possibly altering its smoking quality one way or the other.

However, this is the chance you take, but is the only practical remedy and is necessary in order to prevent the burned spot from spreading and becoming deeper as the pipe is smoked.

After the reaming, the pipe will have to be treated as a new pipe and broken in as such.

**Q.** Are pipe molds used in making pipes? I thought briar pipes were made on lathes and clay pipes by hand. So what is the function of a pipe mold? T. Y., Washington, D. C.

**A.** Clay pipes are sometimes made by hand, but are more often made in molds. Small hand molds are not uncommon today and are frequently seen in pipe collections.

They are made of a combination of wood and metal. The damp clay was placed in the mold and pressure applied to hold the sides of the mold together until the clay had "set" sufficiently for the mold to be opened and the newly formed pipe removed.



**"He's gotta have atmosphere since he got his SULTAN Turkish Style Water Pipe"**

SULTAN gives you the utmost in smoking enjoyment... rich, mellow smoking, purified by filtering through water. There's no falling ashes no nicotine juices. You get the natural flavor of your favorite tobacco.

SULTAN has an aged, imported briar bowl. Beautiful Turkish Style, hand-blown glass bottle. Your choice of several colors.

**\$3.50**

AT YOUR FAVORITE DEALER



**SULTAN**  
*Turkish Style*  
**WATER PIPE**

If your dealer cannot supply you... order from  
BRIARWOOD CORP., PALO ALTO, CALIFORNIA

## Add These Books to Your Library NOW!

They are Books Every Pipe Smoker Should Own!

### The Odyssey of Tobacco

By ROBERT LEWIS FISHER, 93 pages, illustrated, 6x9 cloth Postpaid, \$3.50

AN AUTHENTIC and reliable account of how smoking originated and developed throughout the world. Reveals little known facts about pipes and tobaccos. The various tobaccos are discussed in the Appendix.

### The Swedish Pipe Book

By CLAES KRANTZ, 118 pages, 63 illustrations, English translation, 46 pages, 6x9, cloth Postpaid, \$3.50

THIS NEW, well written book from Sweden discusses pipes throughout the world, bringing forth hitherto unrevealed data on the subject. Tells of the early days of pipe smoking, modern practices, is well illustrated. A worthy addition to your library.

### The Art of Pipe Smoking Pleasure

By J. LELAND BROWN, 127 pages, 27 illustrations, 5½x8½ inches, paper and cloth. Paper, postpaid \$1.25.

A PRACTICAL and complete manual for the pipe smoker, including descriptions of pipes, pipe styles, features, care of the pipe, descriptions of tobaccos, aids to pipe smoking, and the technique of pipe smoking. No library is complete without it.

Order these books TODAY. Send check or money order to

**CUSHMAN PUBLICATIONS**

532 Pine Ave., Long Beach 12, California

All books sent postpaid. Immediate shipment. Send for yours NOW.

- *Birthday . . . .*
- *Anniversary . .*
- *Special Event .*

No matter what the occasion, if he smokes a pipe, a year's subscription to PIPE LOVERS is one gift that he'll appreciate . . .



We'll gladly send a gift card when requested.

Send name and address today, and include the name you wish to appear on the gift card—we'll do the rest. Or, if you prefer to give the card in person, say so and we'll send the card direct to you.

Only \$2.50 per year  
"A Gift He'll Remember"



The Magazine For Men Who Enjoy A Pipe

Long Beach 12, Calif.

# PIPE LOVERS

THE MAGAZINE FOR MEN WHO ENJOY A PIPE



Dedicated to the Interests of Over 20,000,000 Pipe Smokers

## THE NATIONAL PIPE MAGAZINE

Volume 3—No. 9

September, 1948

### CONTENTS

#### GENERAL ARTICLES

<b>Flaws—and What they Mean</b> . . . . .	<b>Thomas Moore</b>	<b>264</b>
<i>This is one phase of pipe making that is unpredictable.</i>		
<b>Pipes of Pumice</b> . . . . .	<b>Russell Hoadley</b>	<b>266</b>
<i>This material presents a novel pipe making experience.</i>		
<b>Preserve the Finish</b> . . . . .	<b>Ray Gould</b>	<b>268</b>
<i>A good hard wax is the best preservative</i>		
<b>Chinese Water Pipes</b> . . . . .	<b>J. R. Harrison</b>	<b>269</b>
<i>Small and portable, they are a favorite of the Oriental.</i>		
<b>The House of Fryer</b> . . . . .	<b>J. Harte</b>	<b>270</b>
<i>Fine tobaccos since 1803 is the boast of this English firm.</i>		

#### DEPARTMENTS

Blends and Blending . . . . .	George Alpert	261
Blowing Smoke Rings with the Editor . . . . .		262
Collector's Page—Evaluating a Pipe . . . . .	Ed Copeland	272
Pipe Clubs . . . . .		278
Pipecraft . . . . .		274
Pipelines . . . . .		263
Pipoddities . . . . .	George Flamm	279
Pro and Con . . . . .		282
Repair Bench . . . . .	W. H. Packer	284
Questions and Answers . . . . .	Ken Brown	258
What's New . . . . .		276

Cover—A. D. Bowman, left, awards W. R. Rosique his prize winning ribbon for placing first in the recent pipe smokers tournament held in Pensacola, Florida. For full details turn to page 280.

Editor and Publisher **George W. Cushman**  
Associate Editors **Ken Brown**  
**Hal E. Heintzelman**  
**James Morrison**

Art Editor . . . . . **BOB BARNES**

*Pipe Lovers Magazine* is published monthly by Cushman Publications, editorial and business offices located at 532 Pine Avenue, Long Beach 12, California. George W. Cushman, owner and publisher.

Entered as second-class matter January 21, 1946, at the post office at Long Beach, California, under the Act of March 3, 1879.

Entire contents copyright 1948. No material may be reprinted either in whole or in part without special permission, unless the source is given.

Ideas and opinions expressed in signed articles do not necessarily represent those of the magazine.

Subscription rates: To addresses in U. S. A. and possessions, \$2.50 per year, two years \$4.50; foreign countries including Canada and Mexico, \$3.50, two years \$6.50, single copies 25c. foreign 35c. Back issues the same. All subscriptions are payable in advance and should be sent to Pipe Lovers Magazine, 532 Pine Avenue, Long Beach 12, California. Report change of mailing address promptly giving both old and new address. Allow two weeks for change to take effect.

Advertising rates and requirements sent upon application. Publisher reserves the right to ask to see samples of products advertised and to request references from new advertisers.

Manuscripts and photographs submitted for editorial consideration must be accompanied by return postage. Publisher cannot assume responsibility for unsolicited manuscripts.

# Blends and Blending

By GEORGE ALPERT



If you have any questions concerning tobacco blends or blending Mr. Alpert will be glad to help you. He may be addressed at 401 Broadway, New York 13. Be sure to enclose a self addressed stamped envelope for your reply.

WHEN WE ARE looking for something slightly different in a mixture, and we scratch our heads wondering what is left that we haven't tossed into pipe tobacco, we think about Havana.

This is a tobacco chiefly associated with fine cigars. The majority of pipe smokers rarely figure on Havana in a mixture, and yet a lot of old-timers swear by this, even hunting for Havana clippings to smoke straight.

The truth is that we personally prefer a mixture of the more usual tobaccos, to which we add a dash of Havana. The few sprigs add a fine flavor to most any straight mixture, and after experimentation, we find it better not to include this in aromatics. It only throws the aromatic off, although a number of smokers will like it in anything. Once again it's a matter of taste. So try this if your taste wants for a change.

A READER suggests the following as a good all around smoke. We tried it and liked it:

- 4 parts Mild Cube Cut Burley
- 4 parts Cavendish
- 4 parts Virginia Flake
- 4 parts Latakia

Now if you can get the cube cut burley, try to obtain the Virginia Flake in a heavier cut. This helps carry out the cube cut idea, and will give you a longer, cooler and slow-burning smoke. This is pretty much of a standard mixture combination, and as we say, we liked it, and a number of blenders will too.

If you do throw the above mixture together, do as further suggested by adding four more parts of Black or Weede's Cavendish, and this will add more tang, taste and body. It's a good all around smoke.

We were out in East Orange visiting

with Irv Wagner who runs the Brick Church Pipe Shop out there, and in talking about English type formulas, we went into his blending department and tossed this one together:

- 4 oz. Weede's Cavendish
- 6 oz. Virginia ribbon
- 3 oz. Burley
- 5 oz. Latakia
- 1½ oz. Perique
- 3 oz. Turkish

You will note that this doesn't add up to sixteen ounces, which is a pound, but in order to get the tastes that we wanted it was necessary to create an unorthodox formula. We were after a certain "Britishy" flavor, only more so.

THE FIRST batch came through too fast-burning and needed more base, hence we added the burley for body. The original idea we had was to omit the perique altogether. However the mixture needed more "oomph", so the perique came in.

We had the perique up as high as three ounces, and we liked it, but thought the blend would be better with half that for popular consumption, as not everyone likes extreme potency.

Then too, Irv was of the idea that all that perique would cancel out the Turkish, although I claimed I could taste the Turkish. We settled it by cutting the perique in half. I thought we should use more Turkish, possibly 5 ounces. But here again, we have the problem of what most people would like, and as a popular formula, you must go along with most tastes.

When you try this one, add the extra Turkish and see what happens.

Also depending upon your own taste, you can juggle the Latakia content and the other ingredients. You can really get just what you want when you blend your own tobacco.

# NEW CHINRESTER KAYWOODIE

REG. U.S. PAT. OFF.

Look for the Cloverleaf on stem of pipe

\$5



This is the wild briar bush. The burl at the bottom is what Kaywoodie Pipes are made of. The grain is sturdy and interwoven, gives long service. All Kaywoodie briar is imported.

**KAYWOODIE BRIAR**

Scientifically designed, Chinrester can be enjoyed by those whose jaws tire quickly or whose teeth are weak. Thousands of Chinrester Kaywoodies have been sold. Grateful smokers praise this discovery for increasing their comfort. Ninety-seven years experience with the needs of pipe-smokers helps the Kaywoodie organization make pipes that men like. Quality and prices are the same as prewar. Kaywoodie Pipes range from \$3.50 to \$25. Kaywoodie Company, New York and London. 630 Fifth Avenue, N. Y. 20, N. Y. Established 1851.

the finest pipes are Chadwick



Made only from aged, imported briars.

Calabash Bent A Chadwick exclusive... for your prized collection.



**NEWMAN BROTHERS**  
manufacturers  
1245 Broadway  
Brooklyn 21, N.Y.

BUY A **DISKET** FOR YOUR PIPE

FOR ADDED ENJOYMENT, IT:

1. Eliminates bitterness due to saliva moistened tobacco.
2. Burns tobacco around edges as well as in the center.



3. Allows tobacco at the bottom to burn by keeping it dry.
4. Reduces amount of tobacco tar which ordinarily cakes on briar.
5. Makes drawing easier by keeping stem clear of tobacco.
6. Made of Briar.

MAIL ORDER COUPON

THE DISKET CO.  
423 E. 88th St.,  
Chicago 19, Ill.

Name .....

Address .....

Enclosed find \$..... for which please send..... packages of DISKETs at 25c a package of six.

City..... Zone..... State.....



WE IMAGINE you will be a bit skeptical of Russell Hoadley's article on pipes made of pumice which appears on page 266 of this issue. We do not blame you, for we were, ourselves. We wanted to make sure we weren't giving you a dud so we decided to do a bit of investigating on our own.

So, after procuring a bit of pumice we proceeded to follow Hoadley's instructions. Believe it or not, the pipe was ready to smoke in just a few seconds over two minutes, so his time quoted as three minutes is ample. We did, however, spend several minutes more in trying to improve the pipe's shape.

We weighed our effort on a small 2 ounce scale and then weighed a briar pipe of approximately the same size, and sure enough, the pumice pipe was lighter.

Well, lastly, we filled it and lighted it, and were surprised at the quality of the smoke. Of course the wood flavor is lacking, as is the sweetness of the corncob. It can be best compared to the smoke of a clay pipe, although it isn't as hot.

WHEN THE pipeful had been smoked, which, by the way, was about the mildest breaking-in we have ever experienced, we tapped out the ashes and noted how the juices and moisture had all soaked into the bottom and walls of the stone.

Our skepticism vanished as yours will when you follow the author's directions for something new to try.

He states, and we agree, that the smoke of your pumice stone pipe won't delight you to the extent that you will toss away all of your fine briars, and it seems to us that the interest in the project is the speed with which such a pipe can be made and tried, with each one costing only a few cents.

We believe that many pipe smokers who have long had an idea in the back of their head for a perfect pipe design, but who lacked the necessary tools and equipment and perhaps the ability to make one of wood, can experiment with a pumice pipe.

As the author points out, it serves as a wonderful modelling substance and permits you to make a practice shape before going ahead and perhaps spoiling a really fine piece of briar.

ANOTHER FEATURE we can see in this idea is that it makes a fine medium for pipe smoking veterans who are recuperating in hospitals and who need some activity with which to keep their hands occupied.

Here in our local hospital numerous veterans have tried to carve briar pipes with their hands, but it becomes a tedious job for weak muscles slowly on the mend.

With pumice they can have all the fun of shaping a pipe, and then enjoy the pleasure of smoking it as well.

Biggest drawback of the pipes is that so far we have not been able to effect a good solid and permanent fit between shank and stem. A little movement of the stem against the soft pumice shank loosens it and then trouble begins.

Since we are sure several of you will be experimenting with this material, let us know what suggestions for improvement you can offer, and we'll pass them along in a later issue.

\*\*\*\*\*

Ye editor will be in New York City the week of Sept. 6 to 16 and looks forward to greeting each and any of our many friends and readers in that area who care to get in touch with us. We'll be staying at the Shelton Hotel.



**Women Again**

Dear Sir:

As a suggestion for a future question on the Pro and Con page I should like to offer the following as a possibility: "What do you think of female pipe smokers?"

Irving Cohen  
Brooklyn, N. Y.

**Dilemma**

Dear Sir:

A hundred year old pipe in our family has been handed down for generations, being last owned by my father who died 18 years ago.

At that time the problem of passing the pipe on to his oldest son seemed all settled, but four years later his son died, leaving the pipe to a household which now is all girls.

Just a year later my second eldest sister got married and we supposed we could soon hand the pipe on to her firstborn son.

Her firstborn proved to be twin boys!

During the time we have been trying to figure out this puzzle other sons have been born to my other sisters as they have been married, but shouldn't the twins really have first claim to the pipe?

Donald is, I believe, a few minutes older than Ronald, so should he be the next owner?

Elizabeth Frick  
Wichita, Kansas



**Soap and Water**

Dear Sir:

Here is a suggestion which other pipe smokers might find helpful. Since a pipe must be kept clean if it is to remain sweet and give an enjoyable smoke, a lot of pipe cleaners must be employed.

After my pipe cleaners have seen a lot of use I wash them with soap and water and when they are clean I put them outdoors to dry.

In this way they can be used repeatedly.

Kenneth Shelly  
Saginaw, Michigan

**Amber**

Dear Sir:

Since subscribing to Pipe Lovers over two years ago I have been waiting patiently for something on amber.

Thanks for the best article you have ever published. Of course I refer to the excellent article on amber in your August issue.

James Boarman  
Logan, Utah.

# Brown Crock MIXTURE

*THE SMOKE OF THE STARS*

It's carefully aged and blended, smokes cool and lasting, has a delightful aroma, and does not bite the tongue. Try a pipeful today—then you'll see why Brown Crock is truly "the smoke of the stars."

*Available at present in one-half pound cartons only.*

Shipped anywhere in the United States upon receipt of your check or money order for \$1.45, which includes postage, insurance and handling charges.

All Mail Orders Filled Same Day Received

**HOLLYWOOD PIPE SHOP**  
1641 NO. CAHUENGA BLVD. HOLLYWOOD 28, CALIF.

**USE THIS HANDY SUBSCRIPTION BLANK**

BE SURE OF RECEIVING EVERY COPY AS SOON AS IT COMES OFF THE PRESS

Rush This Coupon NOW With Your Remittance

---

Pipe Lovers Magazine Date.....  
Long Beach 12, Calif.

Enclosed Please find.....for.....year's subscription

to begin with the.....issue. Send to

Name .....

**2 Years - \$4.50**


**1 Year - 2.50** Address .....

City.....Zone..... State.....

( ) New ( ) Renewal

# Flaws - And What They Mean

A Headache to the Pipe Maker,  
They Often Determine a Pipe's  
Value and Its Smoking Quality



Bedded deep inside of this briar block is an ordinary stone, indicating the rocky soil where briar is found.

By THOMAS MOORE

THE OLD saying that Mother Nature never produces a perfect specimen is as true with briar as anything else. It might be said that no piece of briar is perfect, merely that some pieces are more nearly perfect than others.

Whether the smoker knows it or not, the quality of the briar from which his pipe is made is of considerable importance to him, from several angles.

Some pipe enthusiasts, when shown a new pipe and asked to comment, or when

The outside of this block was smooth, but inside a flaw made the block useless.



they are on a shopping tour, immediately bring out a small though powerful magnifying glass and proceed to give the bowl and shank a thorough going over.

They are looking for flaws—flaws so tiny that they escape the human eye.

Other smokers never give this factor a thought. They look at a pipe, if they like it they buy it, and smoke it in complete bliss, never stopping to ponder how many "flaws" it might have, big, little, or otherwise.

Somewhere between the two extremes the manufacturer must draw the line, and that is where every pipe smoker is concerned—financially. For, if it is true that all pieces of briar have flaws, but some more than others, then the manufacturer has to determine which have the most, which have the least, and then charge you accordingly for his product.

The answer to that one is why you will often see two pipes identical in every respect—so far as you can see—but one is priced at \$10 and the other much less. The reason for the difference is that one has a flaw or two, whereas the other has none at all, and no pipe manufacturer with a conscience expects you to pay for a piece of wood that is faulty.

So, in buying a pipe, where are you going to draw the line? If you noticed a pipe with a flaw clear through the bowl such as that shown at the bottom of this page, neither you nor anyone else would want it. It is, indeed, useless.

Or, you may find a pipe with one or two small flaws which have been plugged with any of numerous substanc-

es. It will smoke as well as any other, so—how much is it worth to you?

Lastly, you run across a pipe with beautiful grain, not a flaw inside or out, and, as a pipe collector and connoisseur of art and beauty in pipes, you would take pride in owning it. What will you give for it?

BEFORE GOING on with this discussion we should perhaps first outline what is meant by a flaw and its meaning to the pipe smoker.

A flaw is the result of an interruption in the growth of the briar root. This may be the result of any of numerous causes. The effect is a small pit or air hole in the wood.

Briar is, as most smokers know, a burl which grows just beneath the surface of the ground. In the European briar country it grows in rocky, sometimes barren soil, where it has to fight for existence.

It must fight all kinds of weather, abundant rains, occasional drouths, and the effects of other elements. This all works in favor of a strong, tough root which means an ideal pipe material. But it also means a wood seldom free from minor defects caused by this uphill fight to survive.

A strong wind when the young tree is young may bend or twist the roots, a fate from which they may never fully recover. The roots, thus impaired, continue in an abnormal manner with air pockets within them.

Or a small stone may become entangled in the root and remain imbedded there. As an additional growth forms around

the young root, the stone remains hidden, being revealed only when the pipe maker digs into the block as he forms his pipe. An actual instance of this phenomenon is shown at the top of the opposite page.

Perhaps a small amount of water in some odd way helps to rot a tiny section of a portion of the root. It never quite heals, and as the outer growth continues this "flaw" becomes imbedded in the center of the burl.

These are but a few of the many outside influences that tend to inflict damage upon the growing root, that prevent it from becoming the perfect piece of briar.

Some trees are more fortunate than others, and often reveal no visible scars or flaws. These are used for the finest pipes, and because such burls are in the minority, they bring a higher price from the manufacturer, and he, in turn, must charge you a higher price for the pipes he turns out of this well nigh perfect piece of wood.

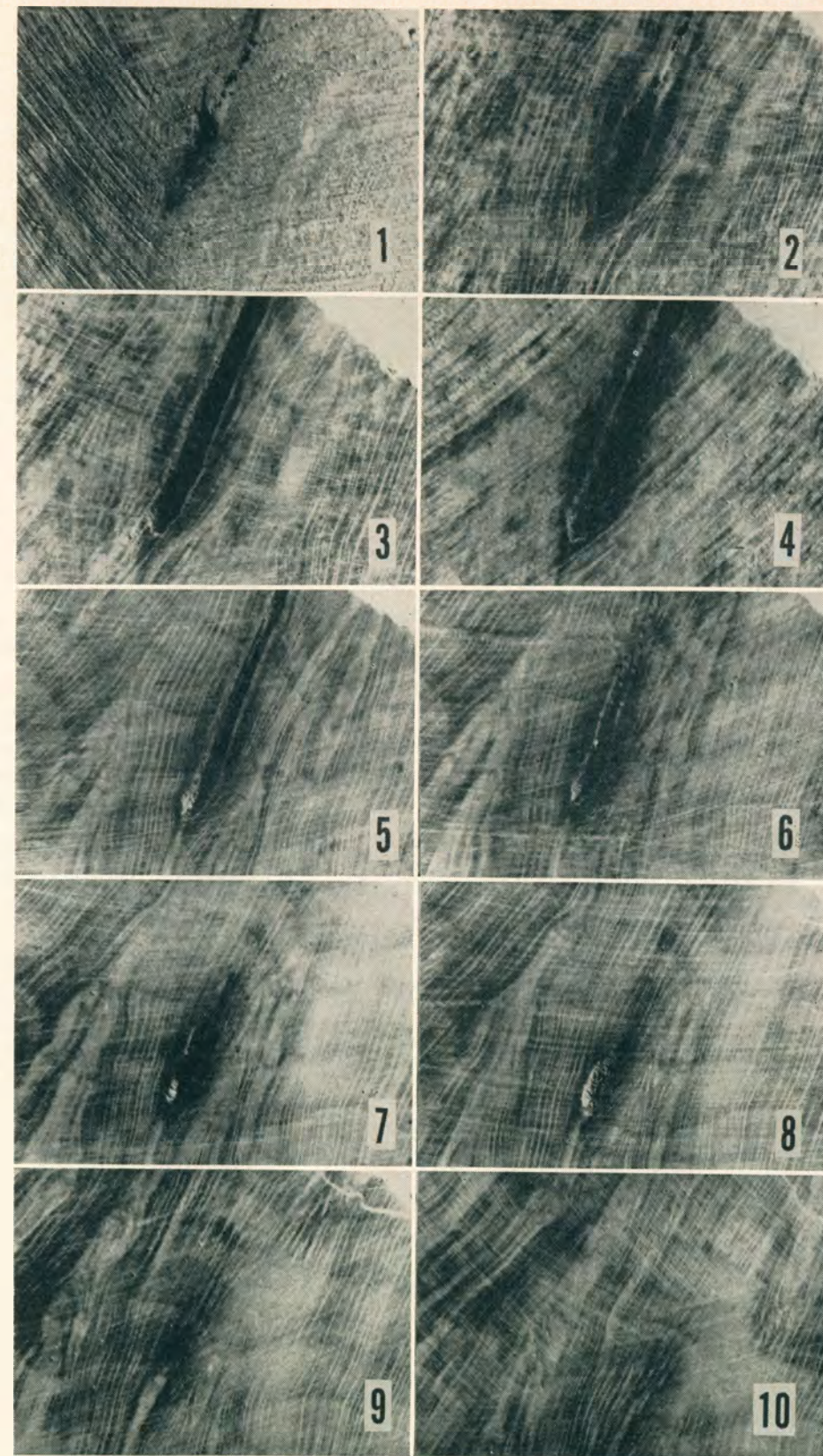
FLAWS ARE seldom visible on the surface of the briar block. Any man who has made pipes can vouch for that statement. Both blocks pictured on the opposite page looked perfect before they were touched with the pipemaker's chisel. But upon proceeding with the cutting of the block, flaws began to show up. In other instances the blocks were useless and had to be discarded.

Men who are trained in digging briar burls and in cutting them into blocks for pipe making are able to tell pretty closely whether or not any given block is likely to have any serious flaws or not. It is upon this basis that the blocks are sorted before being sold to the manufacturer.

But since even the experts cannot predict nature's secrets underneath the surface of the briar block, the manufacturer can never be sure he will produce a pipe free from flaws until the pipe is completed.

Often he cuts into an expensive block of the finest briar and finds a few small flaws—not enough to make necessary


(Continued on page 279)



The Birth — and Death — of a Flaw

These unusual photos show how a flaw first appears in a piece of briar, how it gets larger as the pipe maker removes additional sections of the wood, and how it finally disappears. In these photos approximately 1/40 of an inch is sanded away between each illustration. Total depth of the flaw, 3/4 inch. (White cross lines are grooves made by the sandpaper and were not visible to the eye, but were picked up by the camera lens.) Magnification is about three times.





Bedded deep inside of this briar block is an ordinary stone, indicating the rocky soil where briar is found.

By THOMAS MOORE

THE OLD saying that Mother Nature never produces a perfect specimen is as true with briar as anything else. It might be said that no piece of briar is perfect, merely that some pieces are more nearly perfect than others.

Whether the smoker knows it or not, the quality of the briar from which his pipe is made is of considerable importance to him, from several angles.

Some pipe enthusiasts, when shown a new pipe and asked to comment, or when

The outside of this block was smooth, but inside a flaw made the block useless.



they are on a shopping tour, immediately bring out a small though powerful magnifying glass and proceed to give the bowl and shank a thorough going over.

They are looking for flaws—flaws so tiny that they escape the human eye.

Other smokers never give this factor a thought. They look at a pipe, if they like it they buy it, and smoke it in complete bliss, never stopping to ponder how many “flaws” it might have, big, little, or otherwise.

Somewhere between the two extremes the manufacturer must draw the line, and that is where every pipe smoker is concerned—financially. For, if it is true that all pieces of briar have flaws, but some more than others, then the manufacturer has to determine which have the most, which have the least, and then charge you accordingly for his product.

The answer to that one is why you will often see two pipes identical in every respect—so far as you can see—but one is priced at \$10 and the other much less. The reason for the difference is that one has a flaw or two, whereas the other has none at all, and no pipe manufacturer with a conscience expects you to pay for a piece of wood that is faulty.

So, in buying a pipe, where are you going to draw the line? If you noticed a pipe with a flaw clear through the bowl such as that shown at the bottom of this page, neither you nor anyone else would want it. It is, indeed, useless.

Or, you may find a pipe with one or two small flaws which have been plugged with any of numerous substanc-

es. It will smoke as well as any other, so—how much is it worth to you?

Lastly, you run across a pipe with beautiful grain, not a flaw inside or out, and, as a pipe collector and connoisseur of art and beauty in pipes, you would take pride in owning it. What will you give for it?

BEFORE GOING on with this discussion we should perhaps first outline what is meant by a flaw and its meaning to the pipe smoker.

A flaw is the result of an interruption in the growth of the briar root. This may be the result of any of numerous causes. The effect is a small pit or air hole in the wood.

Briar is, as most smokers know, a burl which grows just beneath the surface of the ground. In the European briar country it grows in rocky, sometimes barren soil, where it has to fight for existence.

It must fight all kinds of weather, abundant rains, occasional drouths, and the effects of other elements. This all works in favor of a strong, tough root which means an ideal pipe material. But it also means a wood seldom free from minor defects caused by this uphill fight to survive.

A strong wind when the young tree is young may bend or twist the roots, a fate from which they may never fully recover. The roots, thus impaired, continue in an abnormal manner with air pockets within them.

Or a small stone may become entangled in the root and remain imbedded there. As an additional growth forms around

## Flaws - And What

A Headache to the Pipe Maker,  
They Often Determine a Pipe's  
Value and Its Smoking Quality

# They Mean

the young root, the stone remains hidden, being revealed only when the pipe maker digs into the block as he forms his pipe. An actual instance of this phenomenon is shown at the top of the opposite page.

Perhaps a small amount of water in some odd way helps to rot a tiny section of a portion of the root. It never quite heals, and as the outer growth continues this "flaw" becomes imbedded in the center of the burl.

These are but a few of the many outside influences that tend to inflict damage upon the growing root, that prevent it from becoming the perfect piece of briar.

Some trees are more fortunate than others, and often reveal no visible scars or flaws. These are used for the finest pipes, and because such burls are in the minority, they bring a higher price from the manufacturer, and he, in turn, must charge you a higher price for the pipes he turns out of this well nigh perfect piece of wood.

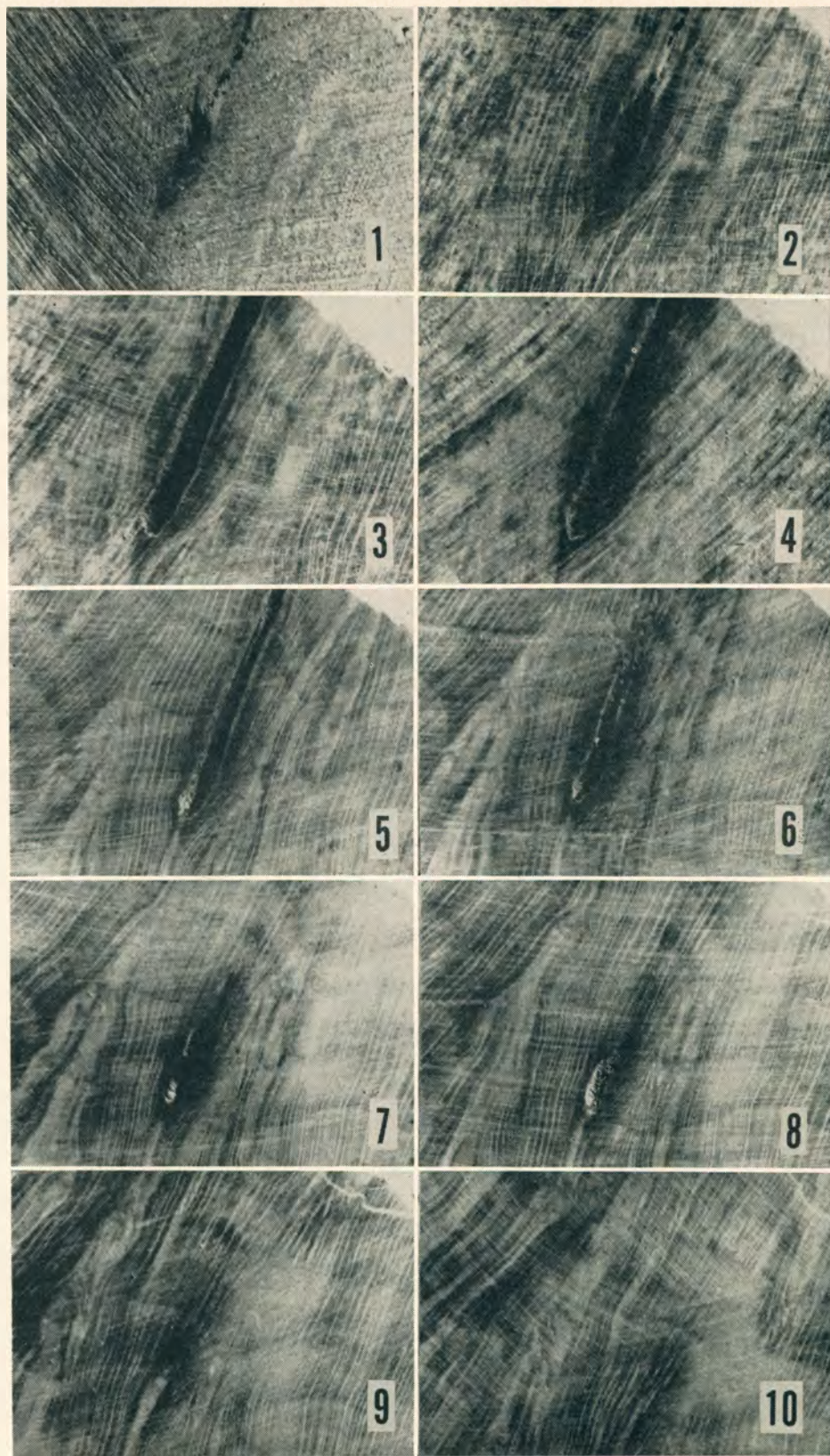
**F**LAWS ARE seldom visible on the surface of the briar block. Any man who has made pipes can vouch for that statement. Both blocks pictured on the opposite page looked perfect before they were touched with the pipemaker's chisel. But upon proceeding with the cutting of the block, flaws began to show up. In other instances the blocks were useless and had to be discarded.

Men who are trained in digging briar burls and in cutting them into blocks for pipe making are able to tell pretty closely whether or not any given block is likely to have any serious flaws or not. It is upon this basis that the blocks are sorted before being sold to the manufacturer.

But since even the experts cannot predict nature's secrets underneath the surface of the briar block, the manufacturer can never be sure he will produce a pipe free from flaws until the pipe is completed.


Often he cuts into an expensive block of the finest briar and finds a few small flaws—not enough to make necessary

*(Continued on page 279)*



## The Birth — and Death — of a Flaw

These unusual photos show how a flaw first appears in a piece of briar, how it gets larger as the pipe maker removes additional sections of the wood, and how it finally disappears. In these photos approximately 1/40 of an inch is sanded away between each illustration. Total depth of the flaw, 1/4 inch. (White cross lines are grooves made by the sandpaper and were not visible to the eye, but were picked up by the camera lens.) Magnification is about three times.



Left, a lump of natural pumice shown just as it comes from the ground is compared with a brick of commercially processed pumice stone. Right, two pipes made of pumice rest against a block of this soft material. The pipe stems are made of reed.

## Pipes of Pumice

For Something New to Try, Make a Pipe of This Soft, Porous Material. It is Easily Worked, Light in Weight, and Gives a Cool, Dry Smoke

By RUSSELL HOADLEY

WHEN I FIRST heard of pipes being made of pumice stone I decided now I had heard everything! What next will they think up, or at least that was my first reaction to what appeared to be going back to a primitive stone material for a smoke.

It seemed to me like it must seem to you right now—some sort of a joke. I didn't give the matter much serious thought until I noticed a man actually smoking a pipe he had made out of pumice. He was a sensible looking fellow, and at this my curiosity was aroused.

What I learned and what I have discovered since has convinced me that the pipe smoker looking for something different in the way of a good smoking medium should try making a pipe of this common substance.

My first introduction to pipes of pumice was in the Owens Valley area of California some months ago. There

I met a forest ranger, C. S. Short by name, who explained that he had been making and smoking pipes carved from this porous stone which is found in abundance in that area.

It is but a simple matter to pick up a chunk suitable for carving, cut it down to size with a hack saw or coarse file, and then finish it with a knife or small file.

In its natural state pumice is found in white, gray, brown and pink, and as far as the smoking quality is concerned, all are about the same.

Now why would anyone want to make a pipe of pumice? There are several reasons: First of all, it is a new experience and is lots of fun, but that reason, I feel, is not at all the most important.

The two most important reasons, I would say, are that pumice stone is very light and it needs no breaking in. Furthermore, it carves very easily.

To elaborate: Pumice is exceedingly light, being 15% to 20% lighter than imported briar. This is not guess work or an estimation. I actually weighed blocks of comparable sizes of each substance, and the pumice is actually about a fifth lighter, depending upon the quality. It floats in water.

AS FOR breaking-in a pipe made of pumice stone, there just isn't any breaking-in to it. Being very porous it is not unlike a corncob. It is sweet from the very first puff, and it absorbs the unwanted moisture and tobacco oils so that you have a dry smoke all the time.

And lastly, I stated it carves easily. You won't believe this, but after you have cut out the block to the size you want, you can completely carve the pipe in three minutes' time. In fact five minutes is an extra long time.

Pumice carves easier than a bar of soap.

The stem may be inserted in the usual manner; however, due to the nature of the pumice it is best to permanently fasten the stem in the shank with model airplane glue or some other similar adhesive.

Now I have been talking this long about the good points of pumice, I think it only fair to tell you its disadvantages as a pipe material.

Due to its fragile composition it is not as strong as a briar pipe, although I would say it was stronger than a clay pipe. I have experimented by dropping my pumice pipes on the floor, and although they broke sometimes, they often lasted through several falls before cracking or chipping. But they won't last indefinitely, except with careful handling.

Also, the bits will not stay in of their own accord. They must be held in with some form of adhesive. But since the pipes hardly ever have to be cleaned, this isn't as much of a detriment as might be supposed.

And lastly, when you get through carving a pipe of pumice, it is done. I have tried to give it some kind of a finishing coat, but it does not respond.

I feel, however, that these arguments in opposition to the material as a pipe substance are far outnumbered by its sweet, dry smoke, its ease of carving, and its lightness of weight. It is extra dry.

By this time I imagine the reader has been wondering where he can obtain some pumice with which to try out this new idea in pipe making.

Pumice is a kind of soft stone found in numerous parts of the country. Its greatest use is as a fine scouring or grinding agent. Restaurant cooks use it to clean and scour their pans and griddles.

When it comes from the ground it is in irregular chunks and in varying degrees of quality. At the factory it is cleaned, processed and offered to the public in bricks. One brick

contains enough material to make a dozen pipes and can be bought for less than a dollar. Both the natural chunk and part of a processed brick are shown at the top of the opposite page.

I have made pipes of both the natural and the commercially processed pumice, and except for looks there is little difference.

It is available from restaurant supply houses in different grades of fineness, from coarse to superfine. The coarse and medium make the best pipes, although the fine is usable.

After the brick is laid out and marked off into blocks suitable for making a pipe, an ordinary hack saw is used to saw the blocks. The saw can also be used to form the rough outline of the pipe, as shown in the photo on this page, in which an Oom Paul shape is being started.

This is then followed by a coarse file or jack knife which shapes the pipe, and lastly by a smaller, finer file with which the finishing touches are applied.

A screw driver is an excellent tool

to be used in making the hole in both the shank and the bowl, although a knife blade or any other similar tool serves just as well.

There are two kinds of stems which can be used on these pipes. One is the ordinary hard rubber type commonly in use on briar pipes today, and the other is the straight reed type similar to those used on corncob pipes.

Although it is not difficult to make a shank the same as on any normal pipe, the joint where the shank joins the bowl is possibly its weakest link, and if the pipe breaks at all, it will usually break at this point.


For this reason the straight, reed type stem has its advantages. When this type of stem is desired, such as is shown at the top of the opposite page, the pumice block is carved without a shank, the same as a corncob pipe is made.

**A**T THE BOTTOM a small hole is drilled through the bowl wall and the reed stem inserted. Since reed stems

*(Continued on page 283)*

Upper photos illustrate how block of pumice is first cut to shape with a hack saw and then finished with a file. Below, left, some of the many pipes made of pumice by the author, right.





Left, in all buffing operations it is advisable to leave the stem in the pipe thus assuring accurate alignment. The wax is applied to the wheel rather than to the bowl of the pipe (center) and a very soft buffer gives a final high gloss (right.)

# Preserve the Finish

A Good Wax, When Properly Applied,  
Gives a Good, High Luster, Making  
An Old Pipe Shine Like New Again

By RAY GOULD

**T**HE PROUD OWNER of a nice collection of briars is generally interested in keeping them looking nice as well as giving the top in smoking enjoyment. At least that is the consensus of opinion gained from reading the many letters which many smokers write in concerning advice on how to keep their pipe shined up and in good condition.

The question most often asked in this connection is: How can I get a good shiny wax finish in my pipes without the use of a power buffer?

How nice it would be if there were an easy answer to that question, or even just an answer that would suffice to assist the smoker in duplicating the same high gloss finish that is on his pipes when he first buys them.

The pipe manufacturer, after he stains the bowl of the pipe, gives it a series of waxing and buffing operations which result in its beautiful finish.

After a few weeks of use the original finish becomes dirty and gummy, and it is then that the owner tries to do something about it.

It is doubtful if the original glossy shine can be duplicated without a high speed cloth buffer. I have yet to see it done, although some fellows claim they can do it.

**T**HOSE WHO have access to most any electric motor of 1/10 horsepower strength or more can easily attach a cloth buffer (available at most hardware stores or anyplace where power equipment is sold) and do a first class job on their pipes.

Most solvents will clean off the dirt and gum that has collected on the bowl, shank and stem. Rubbing briskly with a soft cloth soaked in the liquid will leave a clean, but dull surface.

Now comes the application of the wax. Any wax will do, but the best for the job is pure carnauba, one of the best waxes obtainable and, incidentally, one of the most difficult to obtain at the present time.

It costs approximately \$1.25 to \$1.75 per pound. If this seems high, it should be remembered that this is pure, hard wax, and a piece of it will last indefinitely. A quarter pound will keep any smoker supplied with sufficient wax to shine all of his pipes regularly for many, many months and even years.

**T**HERE ARE DIFFERENT ways of apply the wax, but the generally accepted method is to hold the wax next to the revolving buffing wheel with one hand just above the pipe which is held

with the other hand, as shown in the center illustration above. In this manner the wax is first transferred to the buffing wheel which, in turn, applies it to the pipe. This is not only a simpler operation, but it insures more uniform results with fewer streaks or uneven places in the final wax coating.

It should be pointed out that caution should be exercised in applying the wax in this manner, for if the speed of the revolving buffer is too great, it may create sufficient friction to burn the wood bowl. A speed of 700 to 1000 revolutions a minute will do a good job, and as experience in use of the buffer is gained, you can increase the speed up to three or four times this amount.

The operation is the same on the bowl, shank and rubber stem. A little wax goes a long way, and once the buffer is thoroughly impregnated with wax, it is not necessary to apply additional wax only at intervals as needed.

So much for polishing the pipe with power equipment. For those who do not have these materials, the job must be done by hand. The procedure is similar, but the results, although not usually comparable, will generally be sufficiently satisfactory.

**C**ARNAUBA WAX is again the wax to use. In its absence most any good hard wax can be employed. Beeswax will do, but it should be used only in the event no other wax is obtainable.

Ordinary furniture wax of the liquid variety will do no harm, but the solvents which they contain often give the pipe an unpleasant odor as it is smoked. This is especially true if any of the wax should get into the inside of the bowl.

If hard wax is to be used, it is suggested that it be warmed somewhat to where it is sticky or of the consistency of jelly. A piece of linen cloth is now

(Continued on page 281)


# Chinese Water Pipes

Almost Always Made of Metal, This Pipe Includes Cleaning Implements And Extra Storage Space for Tobacco

By J. R. HARRISON

THE CHINESE water pipe idea was copied from the original Persian hookah, although in shape and design it is not very similar. Tradesmen and merchants from Arabia and the

Primitive models were simple and did not contain the many extra accessories.



Eastern Mediterranean sector brought their water pipes with them to China when they went on business expeditions.

The Chinese got the idea in this way, but they soon changed the design to better suit their mode of life.

The Persians and Turks who are most devoted to the water pipe method of smoking are a lazy, easy-going people and they enjoy sitting cross legged on the floor or cushioned divan, puffing away on the end of the long tube which leads to the large water pipe resting on the floor near-by.

But the hard-working Chinaman, not residing in a tropical climate where the heat tends to keep him inactive, is continually going places and seldom has the time to pause for a leisurely smoke as do his Western neighbors.

As a result, he has transformed the pipe to where it fits his needs perfectly, and he takes it with him wherever he goes, smoking it on the way.

Although usually made of metal, the pipes are very light and are easily held in the hand. The pipe contains everything needed for the complete enjoyment of the smoke. There is the small bowl, which in the illustrations on this page is the upright tubular affair on the left of the pipe, the long shank which extends upward and is bent to a 45 or 60 degree angle for great convenience, and the water receptacle which forms the base of the pipe.

Originally this is all that the pipe contained, as illustrated by the early models shown at the left, but the clever Chinese soon learned that it would be more convenient if he carried with him the various cleaning implements he needed to keep the pipe in good working order, and also a supply of tobacco.

Thus, in time, the necessary alterations were made, with the result that the modern Chinaman who would be in style



The water is placed in the container on the right, while that on the left holds smoker's supply of finely cut tobacco.

had a pipe complete with a pair of tweezers, a brush, a built-in box for holding the additional supply of tobacco, and occasionally an extra bowl as well as a collapsible mouthpiece, the latter being ingeniously made of telescoping tubes to permit greater ease in carrying the pipe when not in use. The extra bowl was employed when the smoker decided to use opium.

The pipes are nearly always made of metal, and the decorations employed vary greatly. An enamel inlay is not uncommon, and various figures and floral designs in relief are also found quite frequently.

The poorer Chinese cannot afford the more expensive metal and are content to make their pipes of bamboo, animal horn, or other substances which they are able to obtain readily. A short tube of wood with the tiny tobacco bowl at the

(Continued on page 277)



# The House of Fryer

The Invasion of England was Imminent When Young William Fryer Made His Decision to Enter the Business of Manufacturing Tobacco

By J. HARTE

ENGLAND IS today, as it has been for over three centuries, a country of pipe smokers. The Englishman, seldom in a rush as is his fellow American, takes time out to really enjoy his pipeful of tobacco.

He appreciates a fine pipe, and a superb blend. From the early days of Sir Walter Raleigh when the long English clay was the custom and the rage, down until the present time when a

well seasoned briar is relished by the English smoker, this island kingdom has contributed much to the smoker's art.

It has often been said that America furnished the plant itself, but the English have made all the improvements in both the pipe and the tobacco that goes in it.

In the first long clays the Englishman smoked the brown leaf grown in and exported from the colonies. Coming from Virginia it was known by that name and, although high in price, was considered the finest of any the Englishman could obtain. There was some domestic but it was not very popular, and the other foreign grown types didn't suit

the Englishman's fancy. In short, he preferred Virginia.

A tobacconist, therefore, if he hoped to be a success in the tobacco business, must deal primarily in the Virginia product.

When the 19th Century opened, England was under a threat of invasion by the French. In fact Napoleon's troops were actually massed at Boulogne awaiting suitable conditions for the attempted crossing.

Generally a man would not be considering the founding of a new business at such a time, but William Fryer was different. He viewed the situation with his typical calm confidence, and decided it was now or never that he would enter into the business of tobacco manufacturing.

---

(EDITOR'S NOTE: This is the twentieth in a series of articles describing the history and growth of leading pipe and tobacco manufacturers. Next month the article deals with the House of Robertson, Boise, Idaho.)

Looking about for a proper location in which to begin, he surveyed the heart of metropolitan London and decided to begin operations in Smithfield, which is located in the center of the English capital.

WITH THE public's mind on the pending invasion from the southeast he had difficulty in publicizing his establishment and the fact that he offered quality tobacco for the particular smoker. The going was slow, and more than once he decided to give up, at least until the invasion scare was over and people could think of something else again.

But somehow he kept plugging away, and as he continued he found that slowly but steadily his daily sale was increasing. Yes, he would succeed if he kept working hard and refused to give in.

He found he was in a business in which there was keen competition. In a country of pipe smokers he soon learned that he had to give good tobacco at a reasonable price if he expected to merit the continued patronage of the townspeople.

By following this idea William Fryer found his reputation as a tobacconist was gaining—that smokers were not only buying and using his products, but were recommending them to others.

Fryer felt his tobaccos must be different, must be distinctive, and give the smoker a satisfaction unobtainable elsewhere. So he tried to create blends that were individual in character—that were in a class by themselves.

In those days "straight" tobaccos were the only kinds smoked. These consisted only of different varieties of Virginia leaf grown on the American tobacco plantations. Blends at that time were not made of different tobaccos such as they are today, but rather were composed



Trademarks of the House of Fryer show two crossed Churchwardens with smoke rings, left, and design from old St. Bartholomew's Church in Smithfield, right.



of different types of the same tobacco and thus depended upon their variances in taste.

Some of the manufacturing processes would be changed to give the tobacco a different quality in the blend. Certain methods of "pressing" and "cutting" the leaf were employed to create these effects, either by changing the taste and developing new characteristics, or emphasizing those already present.

FOR OVER half a century the House of Fryer continued to make fine blends of Virginia tobacco for English smokers. When William Fryer became too old to remain active in the business he turned the reins over to his son who followed in the father's footsteps, and in turn to his son, thus keeping the Fryer name intact.

The site of the factory did not change. It remained in Smithfield. And in the

year 1856 a notable advancement in smoking tobaccos was achieved.

Christopher Fryer, who was somewhat of an experimental nature, wondered what would happen if he mixed some other kind of tobacco such as Turkish or Latakia in the Virginia. At least he is credited as having introduced the first "mixture" in England, which contained varying amounts of other tobaccos.

The idea was rich in publicity value for the Fryer factory, and business continued to grow.

Clare Fryer, the son of Christopher, noted the lack of any easily recognized symbol by which Fryer tobaccos could be quickly distinguished by the purchaser, and he decided to do something about it.

Clare often ate his lunch in old St. Bartholomew's Church in Smithfield which was built in the year 1123 A. D. by Father Rahere. As he sat quietly in the sombre oak pews he gazed from time to time at its only stained glass window whose colors shed a soft light above the altar.

The center panel of the window, which was built in 1517, depicted a bolt, a sort of arrow with a knob instead of a point, resting behind a "tun" (a large cask) the rebus of Prior Bolton (1506-1532) on whose name it was an obvious pictorial pun. (Shown at the right, above.)

YOUNG CLARE took a liking to the design. It was different, he thought, and the public would remember it. So he copied the design with his own hand, and after winning the approval of his

(Continued on page 281)

### THE FRIAR SPEAKS . . .

*"The Ancients, Brother, held it a sin to neglect the blessings of providence. They refined the oil of the olive, they fermented the juice of the grape. We are far more favoured: we have, in addition, tobacco. We do rightly then it seems to me, when we lend our experience and patience to improving upon this gift."*

*"How true it is that the greatest of riches is contentment, and that he is truly wealthy who wants no more than he has. How often have I seen men who, one would say, had good reasons to quarrel with Fortune, made serene, self-assured and entirely unenvious, by a pipeful of good tobacco."*





Porcelains which feature a flexible tubing covered with woven horsehair or silk and which have a highly decorated bowl will run anywhere from \$20 to about \$35.

## Evaluating a Pipe

This Article is Intended to Assist The Young Collector in Evaluating Pipes Which are Often New to Him

By ED COPELAND

IT IS OUR purpose in this series of articles to deal with the evaluation of collector's items which the aspiring collector often finds difficult to appraise to his own satisfaction. This difficulty is due to the lack of a criterion or for that matter any kind of a catalog of pipes and pipe values.

Let me go on record here and now by saying that the information to be found in this series of articles is not intended as a hard and fast rule or standard

upon which to establish values or to set prices.

In an effort to offer assistance to the many readers of The Collector's Page who have asked for information, either to be supplied direct or through reference to an authoritative source, the writer has hereby literally "stuck his neck out."

Before commencing this series of articles several well known collectors of odd and antique pipes were consulted and

(EDITOR'S NOTE: This is the first in a series of articles by Ed Copeland, nationally recognized authority on pipe collecting, which is designed to assist the collector, especially the beginner, on evaluating pipes in his collection and those which he may wish to buy. Suggestions from readers on how these articles can be improved will be welcome.)

## The

# COLLECTORS' PAGE

their assistance has been most helpful in this task.

To begin with, one of the chief difficulties in attempting to evaluate pipes is the fact that there are seldom two alike. They may be very similar in many ways, yet their age, size, color, material, and numerous other differences may make a vast difference as to their value.

The stamp or coin collector speaks of borderline and hairline differences. But in his case he has volumes of books, catalogues, and other reference matter to assist him in establishing the classification and value of his specimens.

Even the pre-determined prices of stamps, coins, and other collector's items are not without fluctuation, and in these days of extreme inflation, price stability seems remote indeed.

(Continued on page 284)

## SWAP AND EXCHANGE


This listing is a free service to collectors who have pipes they wish to buy, sell, or exchange with other collectors. Send in your list and description for inclusion in next month's issue. There is no charge for this listing.

CHINESE WATER pipe for sale or trade. Purchased in China. 10 inches high with all the "trimmings." Write for full description or make offer. DAVID H. BAGLEY, 114 La Belle Ave., Highland Park 3, Michigan.

MEERSCHAUM once belonging to the House of Hapsburg collection. Made in 1824 by world famous carver. Complete history accompanies pipe. Write for further details. WILLIAM S. KLIEN, 78 Arcade, Nashville 3, Tennessee.

FOR SALE, meerschaum over 200 years old valued at \$1500. Good color; carved moose on bowl. Inquiries solicited. LEROY TAYLOR, Jr., 352 National Ave., c/o Rose Arbor Court, Chula Vista, California.

EIGHTEEN INCH meerschaum once belonging to Emperor Franz Josef of Austria, carved by Carl Kiess, to be sold. Write for description. BOB ROTHAAAR, JR., 1911 Emerson Ave., Dayton 6, Ohio.



\$5.00 - \$8.00

This plain, all white bowl can also be painted by the purchaser. Wire cap is a bit unusual. Bowl slightly larger than normal. \$5 and up.



\$3.50 - \$5.00

This all white bowl has the figure in relief. It was intended the actual painting would be done by the purchaser. \$3.50 to \$5 is average.



\$7.50 - \$15.00

Design etched in black makes this pipe worth a bit more than customary decorations. Not rare, yet not common. \$7.50 is about the minimum.



\$8.50 - \$25.00

Hand painted portrait will run higher, depending upon the excellency of the work and condition of the pipe. \$8.50 and up.



\$10.00 - \$25.00


Patriotic figures vary according to quality and type of work. Transfers, \$5 and up. Hand painted, similar to this one, \$10 and up.



\$3.00 - \$5.00

Present day duplicates of earlier models are often reasonably priced. This one is not scarce, being available at from \$3.00 to \$5.00.

# LECTORS' PAGE



\$5.00 - \$8.00

This plain, all white bowl can also be painted by the purchaser. Wire cap is a bit unusual. Bowl slightly larger than normal. \$5 and up.



\$3.50 - \$5.00

This all white bowl has the figure in relief. It was intended the actual painting would be done by the purchaser. \$3.50 to \$5 is average.



\$7.50 - \$15.00

Design etched in black makes this pipe worth a bit more than customary decorations. Not rare, yet not common. \$7.50 is about the minimum.



\$8.50 - \$25.00

Hand painted portrait will run higher, depending upon the excellency of the work and condition of the pipe. \$8.50 on up.



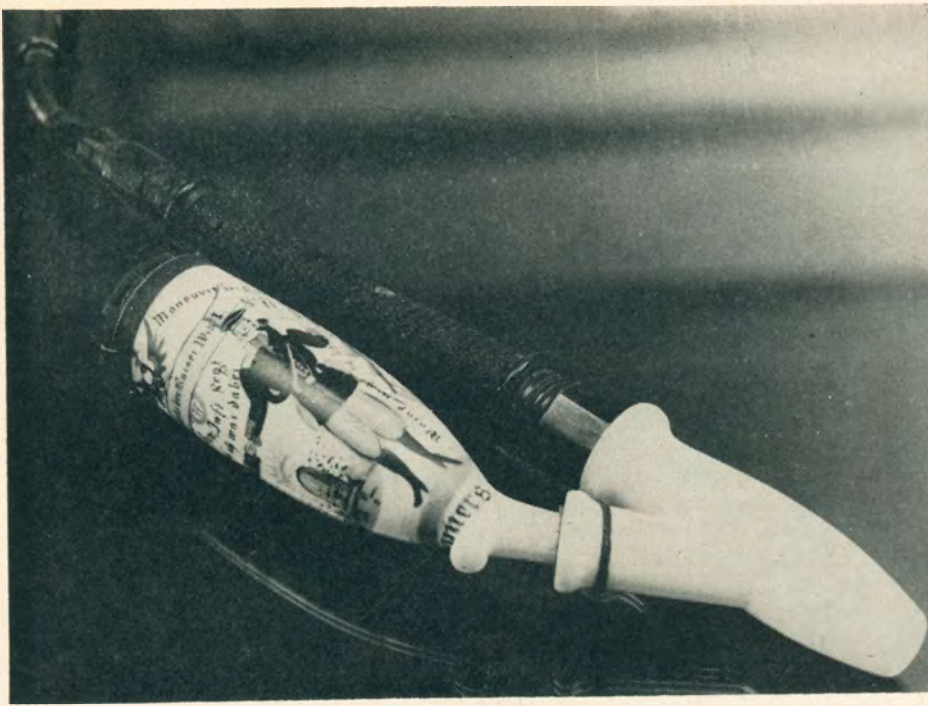
\$10.00 - \$25.00

Patriotic figures vary according to quality and type of work. Transfers, \$5 and up. Hand painted, similar to this one, \$10 and up.



\$3.00 - \$5.00

Present day duplicates of earlier models are often reasonably priced. This one is not scarce, being available at from \$3.00 to \$5.00.



Porcelains which feature a flexible tubing covered with woven horsehair or silk and which have a highly decorated bowl will run anywhere from \$20 to about \$35.

## Evaluating a Pipe

This Article is Intended to Assist  
The Young Collector in Evaluating  
Pipes Which are Often New to Him

By ED COPELAND

IT IS OUR purpose in this series of articles to deal with the evaluation of collector's items which the aspiring collector often finds difficult to appraise to his own satisfaction. This difficulty is due to the lack of a criterion or for that matter any kind of a catalog of pipes and pipe values.

Let me go on record here and now by saying that the information to be found in this series of articles is not intended as a hard and fast rule or standard

upon which to establish values or to set prices.

In an effort to offer assistance to the many readers of The Collector's Page who have asked for information, either to be supplied direct or through reference to an authoritative source, the writer has hereby literally "stuck his neck out."

Before commencing this series of articles several well known collectors of odd and antique pipes were consulted and

(EDITOR'S NOTE: This is the first in a series of articles by Ed Copeland, nationally recognized authority on pipe collecting, which is designed to assist the collector, especially the beginner, on evaluating pipes in his collection and those which he may wish to buy. Suggestions from readers on how these articles can be improved will be welcome.)

# The COL

their assistance has been most helpful in this task.

To begin with, one of the chief difficulties in attempting to evaluate pipes is the fact that there are seldom two alike. They may be very similar in many ways, yet their age, size, color, material, and numerous other differences may make a vast difference as to their value.

The stamp or coin collector speaks of borderline and hairline differences. But in his case he has volumes of books, catalogues, and other reference matter to assist him in establishing the classification and value of his specimens.

Even the pre-determined prices of stamps, coins, and other collector's items are not without fluctuation, and in these days of extreme inflation, price stability seems remote indeed.

(Continued on page 284)

## SWAP AND EXCHANGE

This listing is a free service to collectors who have pipes they wish to buy, sell, or exchange with other collectors. Send in your list and description for inclusion in next month's issue. There is no charge for this listing.

CHINESE WATER pipe for sale or trade. Purchased in China. 10 inches high with all the "trimmings." Write for full description or make offer. DAVID H. BAGLEY, 114 La Belle Ave., Highland Park 3, Michigan.

MEERSCHAUM once belonging to the House of Hapsburg collection. Made in 1824 by world famous carver. Complete history accompanies pipe. Write for further details. WILLIAM S. KLIEN, 78 Arcade, Nashville 3, Tennessee.

FOR SALE, meerschaum over 200 years old valued at \$1500. Good color; carved moose on bowl. Inquiries solicited. LeROY TAYLOR, Jr., 352 National Ave., c/o Rose Arbor Court, Chula Vista, California.

EIGHTEEN INCH meerschaum once belonging to Emperor Franz Josef of Austria, carved by Carl Kiess, to be sold. Write for description. BOB ROTHAAAR, JR., 1911 Emerson Ave., Dayton 6, Ohio.

PIPE LOVERS

## Breaking In the New Pipe

(EDITOR'S NOTE: Believing that breaking in a new pipe is of primary interest to all readers, Pipe Lovers presents in this column each month the recommendations suggested by America's leading pipe and tobacco manufacturers. This month's suggestions come from the Marxman Pipe Company of New York, N. Y.)

YOUR new pipe is made of the very choicest briar obtainable, selected by experts who really know imported briar. Therefore, to break in your pipe correctly—so that it will give the years of perfect smoking enjoyment which it is capable of giving—it is essential that much thought and care be given to its breaking-in period.

The following pointers, if carefully followed, will go a long way towards properly preparing the pipe for years of fine smoking pleasure.

First of all, before any tobacco is placed in the pipe, moisten the inside of the bowl with saliva to make the tobacco adhere to the wall of the pipe. No artificial flavors are necessary if your pipe is made of good, first quality briar.

For the first several pipefuls, the pipe bowl should be filled only part way, perhaps not more than one third full until the cake has started to form in the bottom of the bowl.

This is most essential in order to avoid the formation of a pre-mature cake at the top of the bowl. Such pre-mature and uneven cakes near the top of the bowl often choke off proper air circulation throughout the rest of the bowl and result in unsatisfactory performance of the pipe.

By starting the formation of the cake in the heel of the pipe bowl, you are assured of perfect smoking thereafter, future loadings of tobacco will burn steadily and evenly, and clear down to the bottom of the bowl.

Do not refill your pipe while it is hot. Let it become thoroughly cool first. Smoke slowly. Keep your pipe clean, and remove most of the cake frequently. Be sure to empty the bowl after every smoke.

Experienced pipe smokers own several pipes, and give each pipe a rest. Your pipe will give you good service only if it is permitted to rest between smokes.

# PIPECRAFT

Helpful Hints And Ideas That Make Pipe Smoking More Enjoyable



## Plain Tobacco For Breaking In

I should like to pass along a couple of tips on breaking in a pipe which are new to most smokers, especially the beginner.

It appears that few smokers, when they purchase a new pipe, give much thought to the kind of tobacco with which they break it in.

From experience I have learned that, even if the smoker prefers an aromatic tobacco, a plain mixture is best for the first 25 or more smokes.

I prefer a plain burley, not too moist, and generally of a coarse cut. It is true that this type of tobacco takes longer to break in the pipe and will thus retard the process, but by so doing a better cake is formed at the start and this means a longer life.

After the cake is well started, the smoker can then switch to his favorite

brand and be sure of an unexcelled smoke.

The other idea I feel should be passed on is to be careful to see that the bowl of the pipe is held straight up and down during the first half dozen smokes.

The reason for this is so that the tobacco will burn evenly around all sides of the interior of the bowl. One of my pipes got off to a disastrous start once by my holding it loosely between the teeth and letting the bowl lie at an off angle as I read the evening newspaper.

In this position the heat, in its effort to rise straight up, came in contact with one side of the inner wall and scorched it.

This cannot happen when the pipe is held straight up and down, for the heat, in rising, passes out the top of the bowl and can do no damage.

Of course after the cake has been formed this danger is greatly reduced, and the pipe can be more safely held in any comfortable position.

BILL GREENOUGH  
Buffalo, N. Y.

## MY FAVORITE BLEND

(Each month the editors of PIPE LOVERS award to the person sending in the best "Favorite Blend" a Rogers Air-Tite Tobacco Pouch, courtesy of Rogers Imports, Inc., of New York, N. Y. All contributions become the property of the magazine and none can be acknowledged or returned.)

The following mixture is a good all around smoke suitable for enjoyment anywhere anytime:

White Burley .....	1 oz.
Virginia .....	1 oz.
Latakia .....	$\frac{1}{8}$ oz.
Perique .....	$\frac{1}{4}$ oz.

It tastes best when well moistened, and should therefore be kept in a good humidior.

—C. E. MILLER,  
Wilmington, Calif.

## Pass 'Em Along

Pass along your ideas, short cuts, pet discoveries, and suggestions to fellow pipe enthusiasts. Contributors whose ideas are accepted and appear on this page are given a Ronson Lighter employing the "press, it's lit—release, it's out" action, together with a Ronson Servicer which consists of a full kit of lighter accessories, courtesy of the Ronson Lighter Manufacturer.

Send all contributions, with photos and diagrams when necessary, to the editor. All contributions become the property of Pipe Lovers Magazine and none can be returned or acknowledged unless return postage is included.

This is your page. The other fellow wants to know what you've discovered, that makes pipe smoking more enjoyable, the same as you like to read about his, so send yours in today.

## Rouge Paper To Polish Pipes

I have tried both oil and wax to polish my pipes, but neither seems to me to do as good a job or as lasting a job as that obtained by the use of ordinary rouge paper.

This material is a piece of heavy paper coated with a kind of jeweler's rouge and is obtainable at good decorating shops and department stores. Incidentally it is also good for polishing silver and similar objects about the house.

Any pipe to be polished should first be smoothed with fine sandpaper or emery paper if it is dirty or rough. This will also remove old grease, wax, and oil that may have collected from the fingers.

Then, a good, vigorous rubbing with the rouge paper is given the pipe. The mild abrasive action of this specially treated paper will take out the finest marks and scratches as it slowly gives to

the wooden surface of the pipe a very high gloss and sheen.

It should then be gone over with a soft cloth such as cotton flannel, thus resulting in a very slick glossy finish. I have found that the finest grained pipes respond best to this kind of treatment.

On the better grade pipes where the stain has been buffed in, it is not necessary to in any way remove the stain. Just clean off the old wax and oil and then begin the rouge paper polishing as described.

Experience has shown that one good thorough treatment will last from six months to a year. The shine is different than that obtained from the usual methods when wax is used, and I think a pipe shows off to best advantage when this rouge paper method is administered correctly.

I. E. MINER,  
Cornell, Illinois.

## Corks Used For Temporary Repair

Nothing makes me madder than to break the stem of a favorite pipe when I am out camping or otherwise away from home where a replacement can not be obtained. I have tried numerous remedies with fair success, but the best temporary repair of all is to make a coupling out of an ordinary bottle cork as shown in the accompanying illustration.

Corks are nearly always at hand, and a sharp knife or similar instrument is all that is needed to dig out both ends, inserting the bit in one end and the shank in the other.

Experience has shown it is best to dig the holes first before cut-

## Mints Used To Add Flavor

Pipe smokers who like to experiment with aromatic flavorings can have a lot of fun by employing small candy mints for uses of this kind.

It is really quite simple. All that is needed to be done is to purchase a nickel's worth of candy mints such as Life Savers and place one or two in the tobacco pouch or canister.

The transfer of the flavor from the mints to the tobacco takes place quite rapidly if the tobacco is relatively moist. If the tobacco is dry it should be re-humidified before the mint is placed in contact with it. Wetting the mint alone does little good.

It will be found that some mints give off their flavor more rapidly than others, and some experimenting may be necessary before the right type to please the individual taste is discovered.

Clove, wintergreen and violet have been most successful with me, whereas some other flavors such as peppermint do not seem to blend well with the tobacco. Cherry is another flavor that does not harmonize.

Best results, from a standpoint of the full flavor being transferred from the mint to the tobacco, are to be obtained when a plain, non-aromatic tobacco is used. Otherwise some awful clashes in flavorings can occur.

JAMES COLLISON,  
Rapid City, S. D.

ting down the cork around the sides. This cutting around the sides can be done with a knife, razor blade, or best of all a coarse file followed with sandpaper.

By not digging the hole clear through the cork, the leftover portion serves as a sort of filter, being porous enough to allow the smoke to pass through but retarding tobacco particles and moisture.

It may not be a beautiful job, but it serves its purpose and makes an excellent temporary repair.

T. O. LYNN,  
Springfield, Mass.



# Breaking In the New Pipe

(EDITOR'S NOTE: Believing that breaking in a new pipe is of primary interest to all readers, Pipe Lovers presents in this column each month the recommendations suggested by America's leading pipe and tobacco manufacturers. This month's suggestions come from the Marxman Pipe Company of New York, N. Y.

**Y**OUR new pipe is made of the very choicest briar obtainable, selected by experts who really know imported briar. Therefore, to break in your pipe correctly—so that it will give the years of perfect smoking enjoyment which it is capable of giving—it is essential that much thought and care be given to its breaking-in period.

The following pointers, if carefully followed, will go a long ways towards properly preparing the pipe for years of fine smoking pleasure.

First of all, before any tobacco is placed in the pipe, moisten the inside of the bowl with saliva to make the tobacco adhere to the wall of the pipe. No artificial flavors are necessary if your pipe is made of good, first quality briar.

For the first several pipefuls, the pipe bowl should be filled only part way, perhaps not more than one third full until the cake has started to form in the bottom of the bowl.

This is most essential in order to avoid the formation of a pre-mature cake at the top of the bowl. Such pre-mature and uneven cakes near the top of the bowl often choke off proper air circulation throughout the rest of the bowl and result in unsatisfactory performance of the pipe.

By starting the formation of the cake in the heel of the pipe bowl, you are assured of perfect smoking thereafter, future loadings of tobacco will burn steadily and evenly, and clear down to the bottom of the bowl.

Do not refill your pipe while it is hot. Let it become thoroughly cool first. Smoke slowly. Keep your pipe clean, and remove most of the cake frequently. Be sure to empty the bowl after every smoke.

Experienced pipe smokers own several pipes, and give each pipe a rest. Your pipe will give you good service only if it is permitted to rest between smokes.

# PIPECRAFT

Helpful Hints And Ideas That

## Plain Tobacco For Breaking In

I should like to pass along a couple of tips on breaking in a pipe which are new to most smokers, especially the beginner.

It appears that few smokers, when they purchase a new pipe, give much thought to the kind of tobacco with which they break it in.

From experience I have learned that, even if the smoker prefers an aromatic tobacco, a plain mixture is best for the first 25 or more smokes.

I prefer a plain burley, not too moist, and generally of a coarse cut. It is true that this type of tobacco takes longer to break in the pipe and will thus retard the process, but by so doing a better cake is formed at the start and this means a longer life.

After the cake is well started, the smoker can then switch to his favorite

brand and be sure of an unexcelled smoke.

The other idea I feel should be passed on is to be careful to see that the bowl of the pipe is held straight up and down during the first half dozen smokes.

The reason for this is so that the tobacco will burn evenly around all sides of the interior of the bowl. One of my pipes got off to a disastrous start once by my holding it loosely between the teeth and letting the bowl lie at an off angle as I read the evening newspaper.

In this position the heat, in its effort to rise straight up, came in contact with one side of the inner wall and scorched it.

This cannot happen when the pipe is held straight up and down, for the heat, in rising, passes out the top of the bowl and can do no damage.

Of course after the cake has been formed this danger is greatly reduced, and the pipe can be more safely held in any comfortable position.

BILL GREENOUGH  
Buffalo, N. Y.

## MY FAVORITE BLEND

(Each month the editors of PIPE LOVERS award to the person sending in the best "Favorite Blend" a Rogers Air-Tite Tobacco Pouch, courtesy of Rogers Imports, Inc., of New York, N. Y. All contributions become the property of the magazine and none can be acknowledged or returned.)

The following mixture is a good all around smoke suitable for enjoyment anywhere anytime:

White Burley .....	1 oz.
Virginia .....	1 oz.
Latakia .....	$\frac{1}{8}$ oz.
Perique .....	$\frac{1}{4}$ oz.

It tastes best when well moistened, and should therefore be kept in a good humidior.

—C. E. MILLER,  
Wilmington, Calif.

# A F T



## Make Pipe Smoking More Enjoyable

### Pass 'Em Along

Pass along your ideas, short cuts, pet discoveries, and suggestions to fellow pipe enthusiasts. Contributors whose ideas are accepted and appear on this page are given a Ronson Lighter employing the "press, it's lit—release, it's out" action, together with a Ronson Servicer which consists of a full kit of lighter accessories, courtesy of the Ronson Lighter Manufacturer.

Send all contributions, with photos and diagrams when necessary, to the editor. All contributions become the property of Pipe Lovers Magazine and none can be returned or acknowledged unless return postage is included.

This is your page. The other fellow wants to know what you've discovered, that makes pipe smoking more enjoyable, the same as you like to read about his, so send yours in today.

## Rouge Paper To Polish Pipes

I have tried both oil and wax to polish my pipes, but neither seems to me to do as good a job or as lasting a job as that obtained by the use of ordinary rouge paper.

This material is a piece of heavy paper coated with a kind of jeweler's rouge and is obtainable at good decorating shops and department stores. Incidentally it is also good for polishing silver and similar objects about the house.

Any pipe to be polished should first be smoothed with fine sandpaper or emery paper if it is dirty or rough. This will also remove old grease, wax, and oil that may have collected from the fingers.

Then, a good, vigorous rubbing with the rouge paper is given the pipe. The mild abrasive action of this specially treated paper will take out the tinnest mars and scratches as it slowly gives to

the wooden surface of the pipe a very high gloss and sheen.

It should then be gone over with a soft cloth such as cotton flannel, thus resulting in a very slick glossy finish. I have found that the finest grained pipes respond best to this kind of treatment.

On the better grade pipes where the stain has been buffed in, it is not necessary to in any way remove the stain. Just clean off the old wax and oil and then begin the rouge paper polishing as described.

Experience has shown that one good thorough treatment will last from six months to a year. The shine is different than that obtained from the usual methods when wax is used, and I think a pipe shows off to best advantage when this rouge paper method is administered correctly.

I. E. MINER,  
Cornell, Illinois.

## Corks Used For Temporary Repair

Nothing makes me madder than to break the stem of a favorite pipe when I am out camping or otherwise away from home where a replacement can not be obtained. I have tried numerous remedies with fair success, but the best temporary repair of all is to make a coupling out of an ordinary bottle cork as shown in the accompanying illustration.

Corks are nearly always at hand, and a sharp knife or similar instrument is all that is needed to dig out both ends, inserting the bit in one end and the shank in the other.

Experience has shown it is best to dig the holes first before cut-

## Mints Used To Add Flavor

Pipe smokers who like to experiment with aromatic flavorings can have a lot of fun by employing small candy mints for uses of this kind.

It is really quite simple. All that is needed to be done is to purchase a nickel's worth of candy mints such as Life Savers and place one or two in the tobacco pouch or canister.

The transfer of the flavor from the mints to the tobacco takes place quite rapidly if the tobacco is relatively moist. If the tobacco is dry it should be re-humidified before the mint is placed in contact with it. Wetting the mint alone does little good.

It will be found that some mints give off their flavor more rapidly than others, and some experimenting may be necessary before the right type to please the individual taste is discovered.

Clove, wintergreen and violet have been most successful with me, whereas some other flavors such as peppermint do not seem to blend well with the tobacco. Cherry is another flavor that does not harmonize.

Best results, from a standpoint of the full flavor being transferred from the mint to the tobacco, are to be obtained when a plain, non-aromatic tobacco is used. Otherwise some awful clashes in flavorings can occur.

JAMES COLLISON,  
Rapid City, S. D.

ting down the cork around the sides. This cutting around the sides can be done with a knife, razor blade, or best of all a coarse file followed with sandpaper.

By not digging the hole clear through the cork, the leftover portion serves as a sort of filter, being porous enough to allow the smoke to pass through but retarding tobacco particles and moisture.

It may not be a beautiful job, but it serves its purpose and makes an excellent temporary repair.

T. O. LYNN,  
Springfield, Mass.



# WHAT'S NEW?

## Surrey Reveals Baseball Pipe

Baseball fans will welcome the new baseball pipe just introduced by John Surrey, Ltd., pipe manufacturer of New York, N. Y.

The shank looks exactly like a baseball bat whereas the bowl is fashioned just like a baseball, complete with seams, stitches and all.

Known as the Slugger, the pipe is made of imported briar, and although it possesses a great novelty feature, it nevertheless is capable of giving a good smoke.

The ball shaped bowl is detachable from the shank, a leak proof washer being employed to insure an air tight joint.

The pipe is already on sale in many of the better pipe shops.

## Bavarian By Stern

The Bavarian is the latest pipe style to be announced by L & H Stern of Brooklyn, N. Y.

The pipe is described as being made of imported briar and features a solid rubber saddle bit, an air tight aluminum clearing chamber, an aluminum double safety lock, and a detachable piston-type filter cleaner. It is popularly priced.

## Two Booklets On Pipes

Two new booklets on pipes have been published and are now being distributed by the British Briar Pipe Importers' Association.

One is entitled "Your Finest Pipe and Its Proper Care" and describes methods used in fine pipe manufacture.

The second discusses the Ropp pipe, the only wild cherrywood pipe to come from the French Vosages Mountains, and relates how it is cured and allowed to mature for seven years before being hand turned into a beautiful pipe.

## Two New Styles Announced By Rem Con Pipe Company

### Underslung And Straight

Two new pipe styles have just been announced to the pipe smoker by the Rem Con Pipe Company of Tompkinsville, Kentucky, which are in addition to their present line of briar pipes.

These are the Lyons model (left) and the straight model (right).

The Lyons, more popularly known as the Dawes Underslung, has a double bowl arrangement which serves to keep all moisture and tobacco particles from entering the mouth.

The inner bowl fits tightly in the outer shell thus permitting no escape of air. And since the tobacco bowl is removable, the pipe is easily kept clean.

The straight model differs from an ordinary pipe in that the "bowl" is not turned upward at the customary 90 degree angle but instead remains in a straight line with the shank.

The capacity is similar to any ordinary pipe bowl in size and shape. The cap is placed in the end of the bowl to keep the tobacco in place after it has been lighted. There are half a dozen holes in the cap to permit an intake of air.

Once lighted this straight model holds its fire well, is not bothered by winds or drafts, and cannot spill ashes.

Both of the new models are now being given national distribution.

### Mails Accept Lighter Fluid

Lighter fluid, because of its explosive and inflammable nature, has never been accepted by the U. S. Post Office Department.

A new fluid which may now be safely



shipped through the mails has recently been developed by the Universal Chemical Company of Camden, N. J. It is known commercially as Ideal Lighter Fluid.

Since most lighter fluids can be shipped only by express, it costs as much as \$1 to send a small four ounce or eight ounce bottle costing only 25 or 30 cents across the country. By parcel post the new fluid can be mailed anywhere for only a few pennies.


The new formula is also said to be improved in that it evaporates much more slowly than the usual fluid, yet lights instantly when touched by a spark.

## Masters Degree Available Again

Back once more after being discontinued during the war years is Masters Degree, an aromatic tobacco which was the favorite of many smokers in past years.

The blend is a product of the R. R. Tobin Tobacco Company of Detroit Michigan, who also manufactures Cookie Jar and Tobin's Irish-American Mixture.

Masters Degree is popularly priced and contains a root beer flavor, specifically designed for masculine appeal.



# King Cobra by Burton is An Entirely New Pipe Design

## Available In Two Finishes

Something new in pipe shapes is represented by the King Cobra, a recent offering of the Burton Pipe Company of Detroit, Michigan.

The new shape is not unlike the Oom Paul in some respects, in that it has an extra large bowl capacity and features the long, upright shank with the familiar curve in the saddle bit stem.

It differs greatly, however, in the shape of the bowl and the greater angle at which the shank turns from the bowl.

Although the bowl has a much more massive appearance, it is said to be no heavier than the conventional oversized pipe of this type.

Company officials have announced that two finishes are already available, the rustic and the virgin. Both are made of best quality imported briar.



customary shapes can be held in the new rack.

## Elephant Pipe By Moseman

Republican pipe smokers may now advertise their party affiliation in no uncertain terms when they smoke this new "Elephant" pipe just introduced by H. B. Moseman of Lancaster, Pennsylvania.

Gold in color, the elephant is made of metal and is securely fastened to the front of the bowl.

Moseman states the elephant pipe is available in several different bowl sizes



and shapes. The figure, however, remains the same on each.

As for the Democrats, Moseman has not indicated that he expects to issue a donkey. This is the first campaign pipe to appear thus far. There may be more.

## CHINESE WATER PIPES

(Begins on page 269)

top end and open at the bottom is inserted into a hole in the piece of bamboo. Smoke is drawn out by the smoker placing his mouth over the open end of the bamboo water receptacle.

THE PORTABLE Chinese water pipe, because of its popularity, has been used to a considerable degree by the people of nearby countries. The tsumkula, which is used by the people in upper Burma, is patterned after the Chinese water pipe although it is never made of metal but of domestic nut shells native to that locality.

Although the Chinese seldom have any use for the water in the lower receptacle, the Burmese use this saturated liquid as a powerful stimulant. It is considered best after twenty-five or thirty pipes have been smoked.

It is then poured into a long, hollow bamboo tube, in the cap of which is a small hole to let the "brew" out drop by drop into the mouth of the user. It is not swallowed, but merely retained in the mouth and then spat out.

With the Burmese it is the women who prefer the water pipe, and it is their custom to bestow the precious, although poisonous "pipe liquor" upon their lovers, or indeed anyone to whom they wish to show great favor.

SUCH MANIFESTATIONS of affection have often been an embarrassment to visitors from more civilized countries, since it is almost impossible to refuse without offending the kind intentions of the lady wishing to extend the courtesy.

Dunhill, in his pipe book states that the custom of pipe smoking among these women is almost incessant due to the fact that the men depend upon them for this tobacco juice, which is considered invaluable during a fatiguing journey.

The use of the Chinese water pipe is diminishing among the people of that country as the more streamlined pipes of the western world find favor. In the smaller communities which are slower to grasp new ways the pipes may still be seen on the street and in the homes.

Their gradual replacement has made them somewhat more available than other types of oriental pipes, and practically any collector or museum will have a few. They are nearly always beautiful, and the practical Chinese made them to last a long time and survive hard usage. But before long they will be a thing of the past.

## New Clips By Copell

Pipe enthusiasts who like to display their pipes in cabinets and show cases will welcome the announcement of a new line of Copell Robbex Wonder Clips which are now available from Daniel K. Copell of New York City.

Long a specialist in pipe clip manufacture, Copell explains that the new models are more flexible and will hold a greater variety of pipes than former designs.

## Sun Visor Pipe Rack

A pipe rack which is easily and instantly attached to the sun visor of a car is the latest offering by Goldsmith and Reamer of Hollywood, California.

The new rack is held in place with elastic bands and has space for three pipes. These are held securely and cannot drop out, even when the visor is turned up and out of the way. All of the



**M**EMBERS of the Treaty Elm Pipe Club in Des Plaines, Illinois, will henceforth be able to keep up with the club's activities in grand style. Just published is "The Peace Pipe News", a nifty little two page newspaper designed to keep all those interested in the club informed with what's going on.

And as for the people in the Chicago area, none now can claim ignorance of the fact that a real live club exists in their vicinity, for a recent issue of another newspaper, the Chicago Tribune, gave most of a page over to news and pictures of the Treaty Elm Pipe Club's big inaugural meeting.

The club has been steadily growing ever since, and now reports a membership of 110 enthusiastic pipe smokers.

A project of assisting hospitalized veterans in every way possible has recently been undertaken by the group, and an effort to raise funds with which to carry on this plan is now in progress.

This consists of awarding prizes to holders of lucky tickets, the first prize being a television set.

"The members feel," says Vice President R. J. Vanasek, "that since these boys have done so much for us, anything that we can do for them in return is the least that can be expected of us."

Mayor G. W. Pflughaupt of Des Plaines was recently presented with an honorary membership in the club. He has been of much assistance to the group in getting organized.

One of the features of the Treaty Elm Club is a variety of prizes presented to members each meeting. One of the most sought is the "Pot of Gold" which is composed of dimes contributed as each member walks in the door. Later in the evening a drawing is held and the silver "Pot of Gold" prize is awarded on a winner-take-all basis.

The L. & H. Stern Pipe Company recently donated 100 copies of their booklet "Pipes for the World of Pleasure" to the club together with two pipes which will be given as door prizes, one a "Caboose" and the other one of their new "Bavarians."

Also given as door prizes have been samples of tobaccos, and subscriptions to PIPE LOVERS Magazine. Recent winners were Charlie Mueller and Harry Brown who won Van Hand Made pipes.

The club is planning a big year with a lot of interesting events on the 1948-49 calendar. We'll no doubt be hearing more from this energetic group as time rolls on.

# Pipe Clubs

## Treaty Elm Pipe Club Has Over 100 Members, Publishes Its Own Paper, Is Looking Forward to a Big Year

### New Clubs

#### TULSA, OKLAHOMA

A new club with a national scope has just been formed in Tulsa with H. Everett Pope as secretary. The club is known as the Pipe Smokers' Club of America.

One of the most interesting facts about this newest club is the way in which it was organized.

Pope, a pipe smoker to the nth degree, is head of the Oklahoma Business School. He has long wanted to form a pipe club in Tulsa. Recently he rounded up a dozen pipe smokers who claimed they were interested and they set a date for the first meeting. Only three men showed up.

A month later he tried again. He sent out a brief letter to all of the men who had previously shown interest in the group stating, "I am pleased to inform you that you have been elected president of the Pipe Smokers Club of America."

When Pope arrived at the meeting place he had trouble getting in the door

—the room was packed.

Everyone had a lot of fun and enjoyed the meeting so much that they decided to formally organize and hold regular meetings.

This is indeed a unique organization, for every member is president. And what's more, members do not necessarily have to be residents of Tulsa. The club is now sending certificates of membership to other pipe smokers wherever they may live who are interested in joining the group, and of course each member is president of the organization.

Full particulars may be obtained by writing H. Everett Pope, Permanent secretary, Pipe Smokers Club of America, 625 S. Detroit, Tulsa, Oklahoma.

### Club News

#### TORONTO, CANADA

Members of the Pipe Smokers' Club of Toronto are now holding meetings each week at Sunnybrook Memorial Hospital where a branch of the club has been organized among the patients.

The club is planning programs many weeks in advance so that prospective members may have a good idea of the scope of the organization they are joining.

A typical meeting starts off with a business session which is followed by a talk or discussion on some pipe subject such as the blending of tobaccos, how to properly care for and clean a pipe, and a number of the various controversial pipe subjects.

This is then followed by open discussions in which many of those present take part. The evening concludes with a social hour in which the members play bridge, chess, or see motion pictures.

Entertainment planned for the future includes lawn bowling, moonlight excursions, and other forms of recreation.

---

### PIPE CLUBS

Are you a member of a pipe club? Would you like to join or help form one in your community?

If so, write in and tell us and we will promptly advise you as to the name and address of the nearest club in your community.

If there is no club in your town or locality, we will put you in touch with other pipe smokers interested in forming a local pipe club if you so desire.

Write to

### PIPE LOVERS MAGAZINE

Long Beach 12, California.

---

## FLAWS — AND WHAT THEY MEAN

(Begins on page 264)

discarding the block, but enough to place the pipe on the bargain counter.

Well, you say, some of the finer brands never reveal a flaw. How do they do it? They do it by selling only those pipes which come out perfect and selling the "seconds" to other, less particularly manufacturers, or by selling them under some other brand name or trade mark.

Often times you cannot see the flaw—an inexpensive pipe appears perfect. Then the flaw is so small as to escape your eye, but the inspector at the factory caught it and classified the pipe accordingly.

**T**HEN ALONG comes the question, do flaws affect the smoking quality of the pipe? That can be answered either way depending upon where the flaw is located.

If it is on or in the shank, you will never notice it. If it is on the outside of the pipe bowl, is reasonably small and is not deep, it will seldom affect the smoking quality of the pipe. But if it is on the inside of the pipe bowl, it may eventually lead to trouble.

Flaws on the inside of the bowl appear as rough spots, sometimes as actual depressions or holes in the wall. Unless the pipe is carefully broken in and a good thick cake kept over this spot, danger of a burnout at this point is a possibility. It might scorch easily, and thereby definitely affect the smoking quality of the pipe.

A deep flaw on the outside of the bowl has a similar, although not as serious, effect. For example, if a bowl wall is  $\frac{1}{4}$  inch thick, and a flaw goes in to a depth of three sixteenths of an inch, this then leaves, at this point, a bowl wall of only one sixteenth thickness, and as any smoker knows, this thickness is not enough at any place on the bowl wall.

As soon as the pipe gets hot at this thin spot a burn is likely to begin, and with continued heat will soon burn through, thereby ruining the pipe. This, of course, would not apply on any part of the shank because there is not a sufficient concentration of heat at any one point to force a burn out.

**I**F A FLAW shows up when the pipe maker is carving a pipe, what can be done about it? He of course has no way of knowing how large or how deep that flaw will run. An excellent example of what the pipe maker is up against is

shown in the illustrations on page 265. In making this series of photographs several blocks of Italian briar were sawed in two until the flaw which shows in photo No. 1 appeared on one of the blocks.

This is the way a flaw appears to the pipe maker, especially the man who makes his pipes by hand. As he turns down the bowl he may strike something that appears much as this first photograph.

The flaw is small, and he has no way of knowing whether or not this is the end of a flaw or the beginning of one—one that will render the entire block useless.

There is only one thing to do—continue turning down the piece of wood until the true character, size, and direction of the flaw reveals itself.

After the flaw appeared upon sawing the block, as seen in Fig. 1, approximately  $\frac{1}{40}$  of an inch was then sanded away and photo No. 2 was made. This reveals the flaw is getting deeper. Another  $\frac{1}{40}$  of an inch was sanded away which revealed the elongation seen in No. 3.

Fig. 4 shows the flaw when it was the largest and longest. From then on it gradually began to disappear.

Before each of these photos was made,  $\frac{1}{40}$  of an inch of the block was sanded away, indicating that from the start of the flaw in Fig. 1 until it disappears in Fig. 10, the over-all depth of the flaw was  $\frac{1}{4}$  of an inch.

In making a pipe from this block, it would have been necessary to continue turning down the outside of the bowl

for at least  $\frac{1}{4}$  of an inch until the flaw disappeared. This might have made the bowl relatively small, possibly too small for a pipe, yet this turning down was necessary in order to eliminate the flaw.

**T**O EVERY reader the obvious question now presents itself: How often will a flaw be caught entirely within the walls of a pipe bowl, leaving a hollow opening, yet not reaching to either the inside or the outside wall?

Such flaws can never be detected, so although you may think your favorite briar is flawless, it may have, centered inside the wall, an air pocket or two which, had one end been visible, you would never have considered owning the pipe.

But if no flaws come to within an eighth of an inch of the fire chamber, the smoking quality is not affected. Pipes with these blemishes on the outer walls are always less expensive, and for the smoker who wants an everyday pipe that gives him smoking satisfaction, these fill the bill as good as the collector's flawless variety.


Many smokers frown upon carved finish pipes because, they claim, the manufacturer has used the carving to eliminate flaws in the briar.

This may be true or it may not. Many times a good piece of briar is carved to follow an approved design and not necessarily to cover up a flaw.

When a flaw shows up in a pipe, the manufacturer has two alternatives at his disposal: 1) carve the pipe thus removing the flaw and leaving a rough, hand carved finish, or 2) turn down the pipe thus removing the flaw and leaving a smooth finish. In either case a flaw-free pipe is the result. Why a smoker will prefer one to other simply because the object was to remove a flaw seems little short of stupid. In both instances the pipe, in the early stages of its construction, had a flaw. In both instances it was removed.

If you are trying to find a moral, a lesson, or an argument pro or con in this article you will be disappointed, for I have not made any attempt to "prove" anything, except that as long as Mother Nature grows the wood and refuses to ever do a perfect job, we shall have briar wood with flaws.

We also have great variations of grain design, pattern, and the other factors that contribute towards making every pipe different—every pipe possessing its own individuality. In flaws nature has made it a matter of hide and seek and it enhances the game of pipe hunting to search for the perfect specimen.





# Smoking Tournament

**A**MID THE aromatic odor of fine tobacco came the climax to Florida's first pipe smoker's tournament which was held at Bowman's Pipe Shop in Pensacola. The finale was composed of winners from four previous elimination contests.

The eleven high scorers were surrounded by a gallery of enthusiastic rooters who were continually throwing jibes and wisecracks at the sober faced contestants, but none of the hilarity sidetracked the marathoners who were after the first place crown in all seriousness.

W. R. Rosique was the winner with a time of 56 minutes and 30 seconds, and on the cover of this issue he may be seen accepting first place ribbon from Arthur

D. Bowman, owner of the shop sponsoring the tournament.

Second place went to M. R. Nelson who was six minutes behind the winner, and third place winner was W. R. Chesser who was but two minutes behind Nelson. George F. Freemyer won the booby prize, and is seen smoking it in the circle above.

Although identical pipes were not required, the judges approved each pipe before it was permitted to be used, and in this way they made sure all pipes were very nearly the same in size and shape.

Each contestant was given 1/16 of an ounce of tobacco, and of course all en-

trants had to smoke the same brand.

The event received considerable space in local newspapers and on the radio station. It was treated as a sports event and so reported.

According to Master of Ceremonies Bowman there were many humorous events connected with the affair. When the local paper published the winning time of the first elimination, pipe smokers all over town held a private practice session of their own to see if they could better the time, and when they were able to do so they promptly applied for entry in the next official smoking session. Then, too, several previous registrations were withdrawn when entrants found they could not keep the old briar going as long as it seemed would be necessary in order to win one of the preliminaries.

Another humorous incident was a piece of strategy that back-fired. Walter Johnson, one of the entrants in the first

elimination contest, conceived a bit of keen strategy—or so he thought.

He decided to side track his opponents' attentions by engaging them in conversation, believing that in so doing they would momentarily forget the contest and thus their pipes would go out.

But Johnson's efforts to side track his opponents' attention back-fired. In his endeavor to get their minds off of their own pipes, his own went out and he was eliminated. He couldn't draw smoke, and his prize winning competitor is still laughing up his sleeve.

Bowman says the contest was such a huge success that they plan to make the tournament an annual affair and are already looking forward to their second such undertaking which will be held next year.

### PRESERVE THE FINISH

(Begins on page 268)

rubbed over the cake of wax and, due to the soft nature of the warm wax, will pick it up readily and soon become impregnated with it.

This cloth is now set aside for a few moments until the wax within it cools or hardens, at which time it can now be employed to wax the pipe.

Go over all parts of the pipe several times with this wax-soaked cloth, until all of the surface is coated with it.

Now, with a soft flannel cloth, rub the pipe briskly for several minutes. It may be necessary to re-apply wax once or twice.

A polishing "stick" can be easily made by taking a small stick or board and wrapping three or four thicknesses of the flannel tightly around the board and tacking it along one edge. This "stick" is then used to polish the pipe, and it will do a better job than when the cloth is merely held in the hand.

One of these ready made polishing tools may be purchased wherever shoe shining equipment is sold. They are ordinary shoe polishers and are about two inches wide and approximately six inches long. On the bottom side is a piece of thick, soft wool, and it is unexcelled as a good polishing tool for briar pipes.

Experience has shown that it is better to keep pipes well polished by shining them at frequent intervals than to let them get so run down and dirty that they fail to respond to ordinary treatment.

Keeping them protected from dust and dirt when not in use, and then going over them every few weeks or so will do a lot towards preserving that "new look" they had the day they were purchased.

### THE HOUSE OF FRYER

(Begins on page 270)

father and brothers, he applied for registration of the design as the trade mark of C. Fryer & Sons, Ltd. It became official in 1890, and is still in use by the company.

Incidentally, this very old stained glass window was disintegrated by a blast from a flying bomb in 1944, but with patient care, every piece of glass was collected from the debris and is this year being reconstructed.

Several years after the original bolt and tun trade mark was registered the College of Arms, the ancient home of British Heraldry, designed another trade mark for the House of Fryer and it is often used in addition to the earlier mark.

In this heraldic device (shown left, below) the name and date of foundation and two sprays of the tobacco plant surround crossed Churchwarden pipes, the age-old symbol of the pipe smoker, with characteristic smoke rings disposed between them.

The crest is a stag's head which also forms part of the Coat of Arms of John Fryer who was Lord Mayor of London in 1721. While the records do not disclose whether William Fryer was a descendant of this Lord Mayor, it is interesting to recall that the arms on an old seal found in the desk in the Fryer's factory in Smithfield were identified by the College of Arms as being those of this Lord Mayor of London.

Today the familiar Fryer trade marks are recognized wherever men smoke fine tobaccos. In order to emphasize the year that the company was founded, the figures 1803 now form a part of the title of the firm's most famous product "Fryer's 1803 Smokyng Mixture." Another one of their more popular blends is Fryer's Special Mixture. Distribution in America is now handled by Rogers Imports of New York City.

William Fryer laid his foundation plans well. He was successful because he tried not to sell a product at a profit, but because he tried to give the smoker something he would really enjoy—something he would buy again and again.

By continuing the basic idea of the Senior Fryer, his sons and grandsons after him have been able to make a worthwhile contribution to the great fraternity of pipe smokers everywhere, and at the same time to keep alive the Fryer name in the world of tobacco.



### RETIRING

from the pipe business.  
An Astounding Sale of  
Standard Well-Known Name  
Brand Pipes !!!

All Imported Briars—All First Quality  
SIX (6) Assorted Shapes for the  
price of (1)

Never have you seen such value—  
these pipes would cost you more  
at wholesale!

for ONLY \$5.00

I will send—postpaid—

- 1 Emperor Supreme Custom  
Finished .....Reg. \$7.50
- 1 Weber Golden Walnut...Reg. \$5.00
- 1 Brunswick De Luxe  
Walnut or Natural.....Reg. \$10.00
- 1 Emperor Deluxe.....Reg. \$5.00
- 1 Dorchester with 14K  
Solid Gold Band.....Reg. \$5.00
- 1 Weber Royal Briar or  
Old Standard.....Reg. \$3.50

**\$36.00 value for Only \$5.00!**

Sold with a 5-day Money Back Guarantee.

Check must accompany order—No C.O.D.'s  
Please write name and address plainly  
and order now to avoid disappointment.  
This offer good only as long as our supply  
lasts. Shapes requested will be supplied  
while they are in stock, but substitutes  
will be made when shape requested is sold  
out. Please leave your selection to us for  
faster service.

JOSEPH C. FASONE  
2136 Beverly Road Brooklyn 26, N.Y.



**YOU HAVEN'T ENJOYED A  
PIPE UNTIL YOU SMOKE  
BARCLAY SQUARE**  
*Aromatic Blend #77*

WRITE FOR FREE SAMPLE  
**CLEVELAND TOBACCO CO.**  
2133 ONTARIO CLEVELAND 15, OHIO

- POCKET SIZE 30 CENTS
- HALF POUND \$1.30
- POUND \$2.50

*Unconditionally Guaranteed  
TO BE THE BEST PIPEFUL  
YOU'VE EVER HAD OR WE'LL  
REFUND YOUR MONEY*

### DEER TONGUE

Like tobacco, Deer Tongue is a plant and a mighty good flavoring agent in pipe mixtures. It adds a mild sweet flavor and aroma. Give it a trial in your pipe mixtures. Finest quality granulated just ready for quick easy blending. 15c per oz. postpaid.

PETE MOBERLY  
Box 790, Owensboro, Ky.

**HEINE'S  
BLEND**

**LIGHT UP AND LET UP  
WITH HEINE'S**



**Fragrant PIPE TOBACCO**

SUTLIFF TOBACCO CO., 45 Fremont, S. F., Calif.  
HEINE'S TOBACCO CO., Massillon, Ohio

EVERYTHING REMOVED  
BUT THE PLEASURE



WITH

**SANI-JET**

WITH NORMAL ABUSE

**\$3.50** AND UP

**GUARANTEED  
UNBREAKABLE**

If not available at your dealer—write for free information

**BURTON PIPE CO.**

18420 PIERSON • DETROIT 19, MICHIGAN

## "BLEND-R-KIT"

Blend Your Own Favorite Mixtures

Now you can enjoy blending at home with the "BLEND-R-KIT" containing the Seven Basic Blending tobaccos: White Burley, Maryland, Virginia Shredded, Black Cavendish, Latakia, Virginia Bright (Flake) and Perique. To get you under way, the kit comes complete with formulas, and then you make up your own as you go along. For Blending is Fun! — with

"BLEND-R-KIT"

only \$2.69 complete

Send stamps or money orders only.  
Shipped postpaid. No. C.O.D.'s.

**Hellenzee Tobacco Company**  
325 Ocean Avenue Brooklyn, N. Y.



**Hill's Spiral Pipe Screens**  
Improve your smoke or money refunded.

Adjustable, - Removable  
No Wet Heels, No Clogged Stems  
Sample 25¢—7 for \$1.00

Prepaid Anywhere  
Lasts for Years

FOR A BETTER SMOKE USE A SPIRAL  
The World's Most Practical Pipe Screen  
1551 Ocean Ave., - San Francisco 12, Calif.  
Dealer's Price on Request

A HONEY OF A TOBACCO!

**COOKIE JAR**

R. R. TOBIN TOBACCO CO.  
406 Woodbridge Ave.  
DETROIT 26, MICHIGAN

25¢

### MAKE YOUR OWN PIPES

Top Quality Imported Italian Briar Blocks, 50¢  
Pipes Repaired—Bits to fit, \$1.00

All makes pipes repaired by master craftsmen  
Tobaccos blended to individual formulas  
at popular prices

Mail postpaid to

**OXFORD PIPE SHOP**

142 E. 42nd Street New York, N. Y.

Send For This "Personalized"  
**TOBACCO** FREE

...a trial Pkt of satisfying MANLEE BLEND mixed especially-for-you. Tell us mixture you now smoke. Is it too mild or strong? Do you prefer: Mild, Medium, or Full? Do you enjoy most: Aromatic Sweet Flavor, Tasty Natural Flavor, or Zesty Spicy Flavor. Send answers to...

Manlee Tobacco Blends, Dept. A.  
516 Fifth Ave., New York 18, N.Y.



# PRO and CON

"I wholly disapprove of what you say, but will defend to the death your right to say it."—VOLTAIRE.

This is the page set aside for the reader to discuss controversial questions pertaining to pipes and pipe smoking. Letters may be shortened, but the opinions expressed remain unchanged. For the most interesting letter received each month the editors will award a Darnley of London pipe, courtesy of the Imperial Mercantile Company of Cleveland, Ohio.

## THIS MONTH'S QUESTION

"What improvements would you recommend the manufacturer make on present day pipes?"

(The editors found it difficult to select a "most interesting" letter this month simply because so many of the suggestions for improvement were interesting. But, having to make a decision, we selected Mr. Moran's letter, and a Darnley of London briar pipe is already on its way to him.)

**John F. Moran**  
Detroit, Michigan

Possibly there is a lot of room for improvements with the present day pipe, but I think, for the most part, the art of pipe smoking has progressed very well and to date has attained a very satisfactory point.

The improvement, or I should say addition, I would suggest the manufacturer make on the present day pipe is the addition of another or extra stem to the better pipes. This extra stem could either be identical to the one on the pipe or the style could be changed somewhat.

It is a well known fact among pipe smokers that a pipe stem after a time acquires that "chewed effect" which greatly decreases the looks of the valued pipe. With the extra stem on hand, the old one may be replaced when necessary without difficulty.

**Bud Emling**  
Bonfield, Ill.

Domestic manufacturers today rely too much on catching the smokers' fancy instead of giving them a good smoking pipe, which, incidentally, was invented long ago.

In the construction of a good smoking pipe the air hole through the shank and stem should, I believe, be of a uniform bore, and the space between the end of the tenon and base of the mortise should be at an absolute minimum.

It is almost impossible to find a pipe so constructed today unless it is hand made to order in which case the price is quite high. When a pipe of this construction is put on the market, more men will enjoy the pleasure of pipe smoking.

**I. E. Miner**  
Cornell, Ill.

For the most part I think the pipe manufacturers are doing a good job. If a recommendation is needed, I would suggest fewer gadget stem connection devices and useless "plumbing".

## NEXT MONTH

OCTOBER—"What words of advice would you give to the beginning pipe smoker to assist him in obtaining the maximum of smoking pleasure?"

NOVEMBER—"How much importance do you place on the balance of a pipe and why?"

(Answers must be received by October 5.)

Address all letters to "Pro and Con" in care of this magazine. Anonymous contributions will not be used. Send a picture of yourself if you wish. As many letters will be used as space will allow. Suggestions for future questions are also welcome.

I should like to see a return to the push bit and the removable filter in their high grade pipes.

I think all the better grade pipes should have metal bands around the shank as this makes them stronger at this vital point. The wise carry cheaper pipes when there's risk of breakage.

Royal Hipwell  
Kansas City, Kansas

There appears to be three opinions on filter pipes: 1) those who do not like any kind of a filter, 2) those who retain any and all filters, and 3) those who prefer the absorbent, paper cartridge type filters but find that pipes of high quality do not incorporate them.

I suggest, then, that the manufacturer so design a pipe that would please all three opinions. The filter could be easily removable to please the first, an aluminum type insert within a metal spindle to fit the shank would satisfy the second, and the replaceable type filter would be what the third demands.

It would be a sort of three-in-one pipe which would please all smokers.

George M. Brewster  
Topeka, Kansas

I would make two recommendations to manufacturers which I believe would improve the smoking enjoyment of a pipe.

The first is to make instantly removable all metal gadgets within the shank

of the pipe so that we who do not care for these features can discard them at once and with a minimum of effort.

The second is to enlarge the hole in the shank and stem of the pipe. This is one of the first things I do to a pipe when I buy it as it improves the draw and permits a freer draft and cooler smoke. I would much prefer to buy my pipes with this job already done for me.

Bert B. Gould  
Berkeley, California

I think that when most men purchase a pipe, it is a long time investment, and one to be selected with care and interest as to the personality of the buyer and pipe.

Many is the time I have found just the right size pipe, in length, weight, bowl size and bit, with the only drawback being its color. Somewhere along the line it had been permanently blushed with that most un-natural lacquer that leaves the briar a bright red. Why red?

I have removed the lacquer from several of my pipes to find a nicely colored briar underneath that when properly oiled gives one hundred times the color and looks of the cheap looking red coating.

I would, on the strength of this, if I found a lacquer to be of a necessity use one without color or at least with a little more natural look.

## PIPES OF PUMICE

(Begins on page 266)

may not be instantly obtainable, I would suggest buying a couple or three corncob pipes, discarding the corncob, and using the stems which will serve adequately on the pumice stone pipe bowl.

These stems do not have to be glued into place, since the angle of pull is different. They may be wedged in and will stay a long time.

Now as for finishing the pipe, I haven't done a great deal of experimenting in this direction. As mentioned earlier, I have tried waxing the bowls, but the stone just does not take to this treatment. After it is shaped I sometimes use a piece of sandpaper, or even a piece of the pumice itself to smooth off the surface and give it a finished appearance.

I intend to experiment further in the matter of giving these pipes a better finish.

Pipes made of this material have a certain pattern value, as well. I have made quite a few briar pipes and, like most everyone else, am never quite satisfied with the shape and the style of my

finished product.

With the easily worked pumice, it is very simple to make up several styles of pipes in a few moments' time, and when I get one I like I can use it as a model for a briar pipe.

Every bit of the pumice you obtain can be used—somehow. After you have made a pipe, the larger pieces left over make good humidifiers for either pocket pouch or table canister. Soak them in water for a few moments, and they serve very well.

The smaller pieces and the "powder" will serve to keep the pots and kettles in the kitchen clean, and when a pipe breaks or is no longer wanted, it can be relegated to the same kitchen duty, so in one way or another it is never wasted. You can't lose.

Making these pumice pipes is the most unusual and different oddity in pipedom I have run across since I first became interested in the subject. Once you've tried it you'll find all I have said is true.



# BREAKER

aromatic  
smoking mixture

FRESH FROM BLENDER TO YOU

A blend designed and processed to bring out the natural flavor of each tobacco, produced by master tobacco blenders after years of research and testing.

TRUE TOBACCO FLAVOR  
MILD, PLEASING AROMA  
TOBACCO BLENDING CORP.  
LOUISVILLE 1, KENTUCKY

Bound Volumes Containing All  
1947 Issues



This is the sure way to preserve every issue for safe keeping and future reference. Bound volumes for 1947 containing all 12 issues are still available. The binding is the same attractive maroon leatherette as was used for 1946 issues, so that the two volumes will match perfectly.

The price remains the same, \$6 post-paid. Bound volumes make an ideal gift for any occasion.

ORDER YOURS TODAY

Send for yours now. We are finding a greater demand than last year due to the increased number of readers. Send check or money order TODAY. Specify which you want Volume I (1946) or Volume II (1947) Both volumes include full and complete index

PIPE LOVERS MAGAZINE  
Long Beach 12, Calif.

## EVALUATING A PIPE

(Begins on page 272)

**B**EFORE WE go into any description of actual values or discussions of various pipes, I want it thoroughly understood that the illustrations shown and the price ranges suggested are for the average, run-of-the-mill, "garden-type" variety which the beginner is most likely to find in his browsing around for pipes to add to his collection.

We shall start off with a discussion of European porcelains, since this type is one of the more plentiful of the less expensive varieties.

The European porcelain offers the collector a wide variety in color, design, motif, size and shape. He could well specialize on this one phase of pipes alone to the exclusion of all others, and his collection would never be complete.

Most any pipe shop that caters even in a small way to the pipe collector will have a few of these porcelain items.

Three dollars will buy one today, complete with real cherrywood stem, horn fitments and metal lid. Three dollars is about the minimum for the average pipe in average condition. Seconds, chipped or damaged pipes, or those with broken or replaced stems can sometimes be found on the bargain counter for less. Like anything else, you get only what you pay for.

The length of the stem and the size of the bowl are price factors. The average length of the stem on one of these less expensive models is approximately six inches, with the overall length of the pipe running from nine to ten inches.

**T**HE TRUE pipe collector prizes old pipes most highly which are in their original condition. In this connection you should look at the pipe thoroughly and see if there is much evidence of many of the original parts having been replaced. For instance, in a pipe where the bowl shows signs of having been smoked a great deal, inspection may reveal a horn bit free of any teeth marks—obviously a replacement, which means that the pipe is not in its original condition.

Or the stem may appear to be in almost new condition, sometimes of a local cheap wood and not the original German "weischel" (cherry) wood.

(Continued on page 286)

**SMOKEABILITY**  
at its **BEST!**  
*The Engineer*  
THE WORLD'S COOLEST DRIPST  
AND SWEETEST PIPE



**GERHOLT INDUSTRIES**  
P. O. Box 147, Romeo, Mich.

# THE REPAIR BENCH

conducted by  
W. H. PACKER



(Readers who have questions or problems concerning pipe repairing may write direct to Mr. Packer, who conducts this column each month. He may be reached at 112 E. 12th Ave., Homestead, Penna. There is no charge for this service, but you must enclose a self-addressed stamped envelope for your reply.)

**I**F YOUR gnawing time on a hard rubber pipestem indicates that perhaps there is a streak of beaver in your ancestry, this article is for you. Men who chop through rubber stems in a couple of weeks can chew on plastic for a year before any real damage is done.

And plastic stems are easy to make. Two hours should be plenty of time to make your first one.

Look up the man in your town who makes lamps, picture frames and whatnot of plastic and talk him out of a piece big enough to make a stem. The only specification I know is that it must be cast plastic. Extruded plastic has some characteristics that makes drilling impractical. This stuff comes in clear transparent, colored transparent, and colored opaque forms. The colored kind has a peculiar odor when freshly cut but the odor disappears a few days afterward. A piece of plastic an inch square and four inches long costs about a quarter.

The first step is to drill the hole through it. And don't ask me what size hole. This is your pipe, and if you have been reading the Pro and Con page, you know that you have just as much right to a quarter inch hole as the next man who thinks that a sixty-fourth is too big.

The big kick in working with your own pipes is in the fact that you can make things exactly the way you think they ought to be.

**R**EMEMBER THAT a pipe cleaner will not go through a hole less than three thirty-seconds in diameter. If you start with that size, you can always make it bigger if the pipe starts to gurgle or clog up too fast.

You'll need a taper length drill for this job. Withdraw the drill often, every quarter inch at the most, to clean the flutes. Thin oil is a good lubricant and the remaining film can be removed with a pipe cleaner dipped in alcohol.

Chuck the piece in the lathe on calipers

or even a micrometer. Both the plastic and the shank of the pipe give too much for extremely accurate measurements.

Now polish the lip end of the piece on the buffing wheel. This will allow you to see inside and judge the depth of cuts when you are grinding and filing.

**W**ITH THE stem in the shank of the pipe, use a coarse grit grinding wheel to rough shape it. Just how close you can come to the finished shape in this operation depends on skill. On your first few stems, leave plenty of material to be worked off with hand tools.

Finish shaping it with files, rotary power tools, knives and anything else you can find. I use a "Vixen" type file where the stem joins the shank, an eight inch bastard file in the middle, and a small warding file to shape the lip. The rotary power tool is very helpful in fashioning saddle stems.

Pipes for sale on the open market have more or less standard shape stems. But this one is your pipe. If you want the stem to fit in between two teeth, make it that way and try it for size once in a while as you go along. If you want it to fit in where your top tooth and bottom tooth come together, just keep working with it until you get a nice comfortable fit. This custom fitting is the big feature of making your own.

Scrape off the file marks with a sharp knife. Smooth it off with 00 emery cloth and polish on a cloth buffing wheel with Tripoli buffing compound.

If your pipe is a bent stem model. Put the finished stem in a pan of boiling water for about five minutes, then bend it in your fingers to the desired curve. Plastic will take an "Oom Paul" bend without the hole closing.

The hole in a transparent stem will soon become stained. A pipe cleaner dipped in alcohol will clean it out quickly. You can really tell when these stems need cleaning.

# Who will be PIPE SMOKER OF THE YEAR for 1948?

Again this year, and every year, the editors of Pipe Lovers Magazine will select the most outstanding Pipe Smoker of the Year—the man who, in their opinion, has done the most outstanding piece of work or service in the field of pipes and pipe smoking. The award is made in December of each year.

## YOU CAN HELP

*Who do you know that would be worthy of this award? Who has done a good job in acquainting others with the joys of pipe smoking, contributed a worthwhile service in this field, or in some other way assisted in furthering advancement on the subject of pipes? Submit his name NOW, together with full particulars as to WHY you believe he should be selected as Pipe Smoker of the Year for 1948.*

## SEND IN YOUR NOMINATION TODAY

### *Follow these suggestions*

1. The person nominated for the Pipe Smoker of the Year award cannot be employed by or in any way connected with any manufacturer, wholesaler, retailer or seller of pipes, tobaccos or any allied branch thereof. He cannot be connected in any way with any phase of the pipe or tobacco industry.
2. Anyone, anywhere, is eligible except as outlined above.
3. The person nominated may be selected for any one of a variety of reasons, such as having invented a new and revolutionary pipe or pipe accessory, having introduced a marked improvement in some branch of pipe smoking, having introduced a large number of persons to the joys of pipe smoking, having created further interest in pipes, or in any other manner having contributed to the advancement of pipes and pipe smoking.
4. Nominations should be as full and complete as possible, giving all the particulars and reasons why the person so named should be considered for the award. Recommendations from as many persons as possible on any one nominee will increase the importance of that nomination.
5. The award will not be made upon the highest number of nominations received for any one person, but will be based upon the decision of the editors as to what person has done the most for pipe smoking during the current year.
6. There is no fee, assessment, or charge of any kind. This is not a contest. It is an award based entirely on merit. Nominations are requested in order that no worthy individual, anywhere, will be overlooked when the decision is made.
7. All nominations must be mailed to the Editor, Pipe Lovers Magazine, 532 Pine Avenue, Long Beach 12, California, and must be received not later than October 15 in order to give the editorial board sufficient time to thoroughly check each person nominated.
8. The award will be announced in the December issue, and the decision rests solely with the editors who make the final selection.

*Nominations must be received by*  
**OCTOBER 15**



# Headquarters for

# PIPES and TOBACCOS

Visit These Better Stores in Your Community

- ALABAMA**  
BIRMINGHAM—  
Webber's Smoke Shop  
209-C 18th St. No.
- ARIZONA**  
PHOENIX—  
Jack's Pipe Shop  
115 W. Adams  
Security Pipe Shop  
230 N. Central
- CALIFORNIA**  
BAKERSFIELD—  
Lewis Pipe and Tobacco  
1919 Chester Ave.  
BERKELEY—  
Drucker and Sons  
2059 University Ave.  
BEVERLY HILLS—  
Letham's Pipe Shop  
9441 Santa Monica Blvd.  
FRESNO—  
Harry Parker  
1311 Fulton Street  
GLENDALE—  
Glendale Smoke Shop  
219½ S. Brand Blvd.  
Smoker's Den  
117½ W. Wilson  
HOLLYWOOD—  
Hollywood Pipe Shop  
1641 N. Cahuenga  
LA JOLLA—  
Harry's Smoke Shop  
LONG BEACH—  
Curt's Smoke Shop  
248 E. Broadway  
A. Gutherz  
6 W. Jergins Arcade  
Robinson's  
312 E. Broadway  
LOS ANGELES—  
Ade's Pipe Shop  
5314 Crenshaw  
Simm's Pipe and Tobacco  
2065½ W. 6th St.  
Copley's Pipe & Tobacco  
8537 Beverly Blvd.  
Harry's Smoke Shop  
2280 Colorado Blvd.  
Sam's Pipe Shop  
951 W. Manchester  
Sequoia Pipe Shop  
Farmers Market  
3rd and Fairfax  
H. S. Wittner  
142½ S. La Brea  
MONTROSE—  
Gailing Pipe & Tobacco  
2326½ Honolulu Ave.  
OAKLAND—  
Mercury Smoke Den  
409-19th Street  
POMONA—  
Jerry's Pipe Shop  
115 W. Commercial St.  
SACRAMENTO—  
Mahan's Pipe Shop  
1207 "K" Street  
SAN BERNARDINO—  
Vee's Pipe Shop  
415 "E" Street  
SAN DIEGO—  
Muncey's Tobacco Patch  
1006 Broadway  
Winther's Pipe Shop  
443 Broadway  
SAN FRANCISCO—  
Hill's Pipe Shop  
1551 Ocean Ave.  
Pinecrest Pipe & Tobacco  
484 Pine Street  
SAN JOSE—  
Boyce's Pipe & Tobacco  
68 S. First Street
- SAN MATEO—  
Foreman's  
92 Third Avenue  
SANTA MONICA—  
Ed's Pipe Shop  
220 Santa Monica Blvd.  
VAN NUYS—  
Barney's  
14512 Erwin St.
- COLORADO**  
BOULDER—  
Dillman's  
1847 Broadway
- CONNECTICUT**  
NEW BRITAIN—  
London Pipe Shop  
11 Commercial St.  
NEW HAVEN—  
The Pipe Center  
104 College St.
- DELAWARE**  
WILMINGTON—  
The Bee Hive  
du Pont Bldg.
- DIST. OF COLUMBIA**  
WASHINGTON—  
Bertrams  
910 14th Street, N. W.
- FLORIDA**  
CORAL GABLES—  
Coral Gables Smoke Shop  
2206 Ponce de Leon  
Blvd.  
JACKSONVILLE—  
The Tobacco Shop  
225 Main Street  
MIAMI—  
Ogden Pipe and Tobacco  
114 N. E. Second Ave.  
PENSACOLA—  
Bowman's Pipe Shop  
406 E. Wright
- GEORGIA**  
MACON—  
Dempsey Corner  
Third and Cherry  
IDAHO
- BOISE—  
Ye Olde Pipe Shop  
203 N. Ninth St.
- ILLINOIS**  
CHICAGO—  
Iwan Ries & Co.  
27 S. Wabash  
Sonnekers  
2654 N. Clark St.  
GALESBURG—  
Rainey Tobacco Shop  
963 E. Main Street
- INDIANA**  
CRAWFORDSVILLE—  
Sportsman's Shop  
126 E. Main Street  
FT. WAYNE—  
Riegel's  
631 Calhoun St.  
LAFAYETTE—  
Riley's Cigar Store  
713 Main  
NEW ALBANY—  
Kaiser's Tobacco Store  
326 Pearl Avenue
- IOWA**  
WATERLOO—  
Humels Smoke Shop  
325 Fourth Street
- KANSAS**  
TOPEKA—  
Flad & Marsh  
607 Kansas Avenue
- MARYLAND**  
ANNAPOLIS—  
The Smoke Shop  
54 Maryland Avenue  
BALTIMORE—  
A. Fader & Son  
210 E. Baltimore Street  
J. F. Obrecht & Co.  
2 N. Howard Street
- MASSACHUSETTS**  
WORCESTER—  
Owl Shop  
Main & Exchange Sts.
- MICHIGAN**  
ANN ARBOR—  
Calkins Fletcher  
324 So. State  
Maulbetsch & Haight  
118 E. Huron St.  
Swift's  
340 So. State  
BATTLE CREEK—  
Meisterheim's Cigar Store  
5 W. Michigan Avenue  
BERKLEY—  
Masters  
2646 Coolidge  
DEARBORN—  
Gadey's  
5152 Jim Daly Road  
DETROIT—  
Lafond Pipe Shop  
3010 W. Grand Blvd.  
M. A. Lafond Pipe & Tob.  
631 Woodward Avenue  
Walter's Pipe Shop  
146 W. Lafayette  
EAST LANSING—  
Washburn Cigar Store  
211 E. Grand River  
Avenue  
FARMINGTON—  
Phil's Pipe Shop  
33326 W. 7 Mile Road  
FLINT—  
Paul's Pipe Shop  
517 Brush Street  
HIGHLAND PARK—  
Ludmar House of Pipes  
56 Manchester Avenue  
LANSING—  
Mac's Cigar Store  
120 N. Washington  
MT CLEMENS—  
Houper's  
78 N. Gratiot  
PORT HURON—  
Military Pipe Shop  
923 Military St.  
Smoker's Haven  
512 Water Street  
ROCHESTER—  
Petters Pipe Dept.  
340 Main St.  
SAGINAW—  
Tuh'y's  
110 S. Jefferson  
SWARTZ CREEK—  
Paul Spaniola
- MINNESOTA**  
ST. PAUL—  
St. Marie Cigar Co.  
96 E. Fifth Street
- MISSOURI**  
KANSAS CITY—  
Englander's  
14 W. Twelfth  
ST. LOUIS—  
Delmar Tobacco Shop  
4833 Delmar Blvd.  
H. A. Sweeney  
926 Pine Street
- NEBRASKA**  
LINCOLN—  
Freeman's Pipe Shop  
1411 "O" Street  
Ben M. Wolf  
121 N. Twelfth Street
- NEW JERSEY**  
EAST ORANGE—  
Brick Church Pipe Shop  
52 Brick Church Plaza  
PLAINFIELD—  
Nechins  
415 Watchung Avenue  
TRENTON—  
R. E. Russell  
52 W. State Street
- NEW YORK**  
BROOKLYN—  
Beverly Pipe Co.  
2136 Beverly Road  
GREAT NECK—  
Ned Schluger  
74 Middleneck Road  
NEW YORK—  
S. Brandt  
558 W. 181st Street  
Albert Cowan, Ltd.  
21 Cortland Street  
Lafayette Smoke Shop  
Lafayette & Spring Sts.  
Oxford Pipe Shop  
142 E. 42nd Street  
Penn Zone Pipe Co.  
875 6th Avenue  
Pipes Unlimited  
24 W. 43rd Street  
Quality Tobacco Shop  
85 Essex Street  
Ben Rodgers  
1083 Sixth Avenue  
Towne Tobacconist  
172 Fifth Avenue  
ROCHESTER—  
Clyde Burritt  
18 State Street  
SCHENECTADY—  
Vottis Pipe Shop  
130 Erie Blvd.  
SYRACUSE—  
Steg Pipe Craftsmen  
200 W. Water Street  
WHITE PLAINS—  
Esquire Pipe Shop  
20 Depot Plaza
- OHIO**  
CLEVELAND—  
L. J. Bence  
2706 Lorain Avenue  
Bennie's Pipe Shop  
6540 Lorain Avenue  
DAYTON—  
Bob White's Cigar Stand  
Winters Bank Bldg.  
Dixie Drug  
Dixie Hwy. & Koehler  
Ave.  
MANSFIELD—  
Park Novelty Shop  
34 S. Park Street  
OBERLIN—  
Ohly's
- OREGON**  
PORTLAND—  
Thelins Pipe & Tobacco  
733 S. W. Yamhill
- PENNSYLVANIA**  
CARLISLE—  
Decker's Cigar Store  
29 W. High Street  
CHAMBERSBURG—  
Bob's Smoke Shop  
27 N. Main Street
- EPHRATA—  
Weit & Son  
30 E. Main Street  
HAZELTON—  
Perry's  
22 N. Ujo Street  
LANCASTER—  
Moseman's  
27 N. Prince Street  
PITTSBURGH—  
Ft. Wayne Cigar Store  
400 Federal Street  
SUNBURY—  
Shingara Brothers  
107 N. 3rd St.  
SOUDERTON—  
Favless Drug Store  
Main & Hilside  
WILLIAMSPORT—  
Jane's Smokes & Sweets  
312 Market Street  
YORK—  
Hain's Pipe Shop  
118 N. George Street
- SOUTH DAKOTA**  
ABERDEEN—  
Goodman's  
113 S. Main  
SIOUX FALLS—  
Lewis Drugs  
309 S. Phillips
- TENNESSEE**  
MEMPHIS—  
World News Co.  
Main and Monroe
- TEXAS**  
AMARILLO—  
Gholstons  
Post Office Bldg.  
CORPUS CHRISTI—  
Hitts Cigar Store  
Nueces Hotel Bldg.  
SAN ANTONIO—  
Block's Pipe Shop  
208 Broadway  
Harkness Pipe Shop  
101 W. Commerce St.  
Max Itz  
423 N. St. Marys Street
- WASHINGTON**  
PUYALLUP—  
Beall's  
SEATTLE—  
Wiseman's Pipe Shop  
4234 University Way  
SPOKANE—  
Holt Pipe Shop  
Main & Howard  
TACOMA—  
Don's  
902 Broadway  
City Cigar Store  
902 Pacific Avenue  
WALLA WALLA—  
Kelly Cigar Store  
9 S. Second Street  
WISCONSIN  
MADISON—  
Tobacco Bar  
617 State Street  
MILWAUKEE—  
Uhle's Smoke Shop  
232 W. Michigan Street
- WYOMING**  
CASPER—  
Con-Roy Cigar Store  
Consolidated Royalty  
Bldg.

DEALERS: WRITE TODAY FOR DETAILS ON HOW YOUR SHOP CAN BE LISTED ON THIS PAGE



## Digging Briar by Machine

**T**HE BULLDOZER above is uprooting briar burls in the hills of California—site of one of the locations where briar is found in this country.

Briar has always been grown on this side of the Atlantic, and some day, when the briar root in the Algerian sector is all used up, pipe manufacturers may turn to briar grown in America.

Is the domestic variety as good for pipes as that grown abroad? Pipe smokers have long argued the question. Experts, too, are divided upon the subject. Some see no difference in the taste and quality of the smoke. Others believe there is a vast difference.

The question of whether domestic briar is as good as imported briar is one of the many discussions often heard on

important pipe problems. What are the advantages—and the disadvantages—of each? How soon will the European briar be gone? Can a new growth take its place?

These are some of the interesting questions confronting the modern pipe smoker. Where can he find the answers?

PIPE LOVERS Magazine is the one place in the world where he may go for information on this and many other pipe subjects of interest to him. PIPE LOVERS is the only monthly pipe magazine in the world—the only publication devoted to the interests of men like you—men who know and enjoy fine pipes, and who are ever seeking more information about them. Make sure you read it regularly.

If you have friends who are pipe smokers, send us their names and addresses and we'll gladly send them a sample copy in order that they may see first hand the features of Pipe Lovers Magazine

Two Years 4.50

One Year 2.50

SUBSCRIBE TODAY

**PIPE LOVERS**

THE MAGAZINE FOR MEN WHO ENJOY A PIPE

THE NATIONAL PIPE MAGAZINE

Long Beach 12, California