

PIPE LOVERS

THE MAGAZINE FOR MEN



WHO ENJOY A PIPE

25c

November, 1948



This Issue: Algeria--Land of Briar ❖ ❖ Tobacco Under Cloth
What is Deer Tongue? ❖ Holland's Goedewaagen Society

the finest pipes are Chadwick



Made only from aged, imported briars.

Irish Horn
A Chadwick exclusive... for your prized collection.



NEWMAN BROTHERS
manufacturers
1245 Broadway
Brooklyn 21, N. Y.

HEINE'S BLEND

SUPERB QUALITY
MEANS SUPREME PLEASURE



Fragrant PIPE TOBACCO

SUTLIFF TOBACCO CO., 45 Fremont, S. F., Calif.
HEINE'S TOBACCO CO., Massillon, Ohio



Hill's Spiral Pipe Screens
Improve your smoke or money refunded.

Adjustable, - Removable
No Wet Heels, No Clogged Stems
Sample 25c—7 for \$1.00

Prepaid Anywhere
Lasts for Years

FOR A BETTER SMOKE USE A SPIRAL.
The World's Most Practical Pipe Screen
1551 Ocean Ave., - San Francisco 12, Calif.
Dealer's Price on Request

SMOKEABILITY

at its BEST!



The Engineer
THE WORLD'S COOLEST, DRIEST
AND SWEETEST PIPE!

GERHOLT INDUSTRIES
P. O. Box 147, Romeo, Mich.



Questions and ANSWERS

By KEN BROWN

If you have any questions concerning pipes, tobaccos, or related subjects, Mr. Brown will be glad to answer them for you. Write to him in care of this magazine. Be sure to enclose a self addressed stamped envelope for your reply.

Q. What happens when tobacco becomes too moist, that is, either in the humidior, or from some other cause? P. D., Akron, Ohio.

A. Tobacco must have a certain amount of moisture in order to smoke properly in the pipe. When it has too much moisture there is an unusual amount of condensation in the pipe and after a few puffs of too wet tobacco, the pipe will begin to gurgle.

Also, tobacco that is too moist will not stay lighted.

When tobacco is too wet it is likely to become musty or moldy sooner than otherwise, and this should be guarded against. When tobacco is too moist, spread it out on a table top in a dry room for an hour. This will usually cause the unwanted moisture to evaporate.

Q. Can you tell me where I can get one of those new ball point pens that has a pipe lighter on the other end? G. K. R., Charlotte, N. C.

A. The lighter-pen combination you speak of is manufactured by the Jugo Corporation of New York, N. Y.

Q. Can you tell me where I can obtain an official shape chart? T. Y. M., Bayonne, N. J.

A. There is no official shape chart as such. There are several shapes, such as the billiard and the bulldog, which are called the same by all pipe manufacturers, but there are also a lot of other shapes which are given different names by the various pipe companies.

For instance, the shape commonly known as the "bull moose," and appears as such in some manufacturer's literature, is termed the "author" by other manufacturers. The "inkwell" is often called the "hut."

Even if a standard shape chart were

published and recognized, there would be numerous companies who would deviate slightly from the given design and use another name, thus giving their pipe distinction and calling it an entirely new shape.

We will publish in an early issue the common shapes most popular today

Q. Does a water pipe actually improve the taste of the smoke? S. W., Lawrence, Kansas.

A. It changes the taste of smoke, but whether it improves it or not is a matter of opinion. There are those who prefer a water pipe to any other, but they are in the minority, at least in this country.

The filtering effect of the water not only cools the smoke, but it has a tendency to flatten the taste. To those who like smoke this way, there is an improvement. It all depends upon what you want in a smoke as to whether or not you consider it improved.

Q. What is meant by the term "full bodied" tobacco? R. G. T., San Mateo, Calif.

A. A full bodied tobacco is one which has a rich, satisfying taste—one which is not light and fluffy. It is not necessarily a heavy smoke, but it appears to the taste to have everything a good tobacco should have.

Tobaccos which are not full bodied are light, often a bit sweet, and lack that full richness usually associated with a fine blend.

A full bodied blend isn't necessarily a better blend, since there are so many smokers who like a light, "fluffy" tobacco. Most of the heavier "after dinner blends" are of the full bodied variety. It is difficult to describe, but any smoker can tell the difference once he tries samples of each.



Flaws

Dear Sir:

Thomas Moore's article on Flaws and their meaning (September issue) was far different from what I had imagined it would be when you previously announced it.

I must say he presented the subject in a new and unusual manner. I have always considered a pipe with a flaw to be worthless, but now I realize this is not the case at all.

I think he should have pointed out more strongly how the presence of flaws are responsible for the great differentiation between "top quality" pipes and those in the lower price bracket.

Ben Williams
Oakland, Calif.

Column

Dear Sir:

Nearly every other hobby or avocation has a regular column in modern metropolitan newspapers. How come pipes have been left out? I am in favor of someone starting such a column. It would be valuable to us pipe smokers, and I believe we number as many devotees as stamp collectors, amateur radio bugs, camera fans, and so on, who have columns of their own.

Dick Courtney
Buffalo, N. Y.

¶ We know of but one, the Maywood (Calif.) Journal which carries a weekly column devoted to the pipe smoker and his interests.—Ed.

Advice

Dear Sir:

As a regular reader of the Pro and Con page, I couldn't help but notice that in the October issue you presented more opinions than normally. Is this because everyone wanted to give advice to the beginner?

Or did you pick a question upon which everyone had an opinion?

Richard Gelston
Jackson, Mich

¶ Although only a small per cent. of the letters received can appear in any one month, it is true that some questions bring greater response than others. The October question on advice to the beginner did not appear to have brought in more answers than other months, but for some reason the letters were shorter than usual, and perhaps we condensed them more than normally.—Ed.

Add these Books to Your Library

GOOD READING FOR PIPE SMOKERS



The Odyssey of Tobacco

By ROBERT LEWIS FISHER, 93 pages, illustrated, 6x9 cloth Postpaid, \$3.50

AN AUTHENTIC and reliable account of how smoking originated and developed throughout the world. Reveals little known facts about pipes and tobaccos. The various tobaccos are discussed in the Appendix.

The Swedish Pipe Book

By CLAES KRANTZ, 118 pages, 63 illustrations, English translation, 46 pages, 6x9, cloth Postpaid, \$3.50

THIS NEW, well written book from Sweden discusses pipes throughout the world, bringing forth hitherto unrevealed data on the subject. Tells of the early days of pipe smoking, modern practices, is well illustrated. A worthy addition to your library.



The Art and Craft of Smoking Pipes


By EMIL DOLL, 72 pages, 4x5½ ins., cloth Postpaid, \$1.95

A practical manual for the pipe maker, amateur or professional. Describes where briar is grown, how cured and prepared for the manufacturer. Includes specifications charts and pipe shape chart. Discusses caking methods, pipe finishing, and much other practical information.

Tobaccoland

By C. A. WERNER, 474 pages, 84 illustrations, 5x7½ cloth Postpaid, \$3.00

COVERS all phases of tobacco sketching early history, literary and social aspects. Although written primarily for the trade, there is much essential information on every part of the subject including how various pipes are made and repaired.



Pipe Lovers Bound Volumes

12 issues per volume, approx. 400 pages, 9x12 ins., red leatherette, gold stamping. Vol. 1 1946, Vol. 2, 1947 Each, postpaid \$6.00

Valuable information, much of it in print for the first time. Bound volumes of back issues make a handy reference for the pipe enthusiast. Each volume includes a full and complete index. (Vol. 3 containing all 12 issues for 1948 ready December 6. Orders now being taken.)

Order these books NOW. Send check or money order to

CUSHMAN PUBLICATIONS

532 Pine Ave., Long Beach 12, California

All books sent postpaid. Send for yours TODAY.

Blends and Blending

By GEORGE ALPERT



If you have any questions concerning tobacco blends or blending Mr. Alpert will be glad to help you. He may be addressed at 401 Broadway, New York 13. Be sure to enclose a self addressed stamped envelope for your reply.

SOMETIMES WE get tired of smoking combinations of tea, ginger and other unorthodox ingredients artfully chucked into what might otherwise be tobacco, and we want to fill that favorite briar with tobacco. (This is not as common as you think, because once some of the fraternity starts blending, you've got everything mashed into the blending bowl and this might include an old sock, probably added for "flavor".)

Personally, we like plain tobacco—undisguised tobacco that doesn't smell like a coffee plantation, or perfume, or a stable, or such delicious flavors as apple, cherry, lemon and lime. We like these flavors in a dessert, but this time of year when the cold winds creep up your back, a warm bowlful of plain tobacco tastes mighty good. And it gives you that old zip, too.

WHICH BRINGS us up to a real old time formula for cold weather or all year round smoking, and try this one for what we'd call the real McCoy in pipe smoking:

- 6 oz. Burley
- 4 oz. Virginia Burley
- 2 oz. Virginia Flake
- 3 oz. Latakia
- 1 oz. Perique

This is a real man's smoke, and we don't suggest adding either whiskey or goose feathers to the mixture for improvement. We like it as is, and hope you do too. If you do, drop us a line, as we really like to rave about this one and want to know what you home blenders think about it.

While on the subject, we have been answering a number of your questions and trying to be of some help in solving a blending problem here and there. Every month we will answer a few questions on the subject right here in

this department, as we feel the same problems may apply to a lot of you out there.

So if you have any blending questions, send them in. Or if you have had any blending experiences which you think will interest other blenders, let's hear about them. The best way to learn blending is from experience. And if it's somebody else's experience, so much the better.

WE DO HAVE a note from A. Blancke of Perth Amboy, New Jersey who says: Everytime I buy blending tobaccos from another source, the mixture comes out different. Even when I continually buy from one place, there will be a variation. How come?

That's easy, Mr. Blancke. Tobacco is a plant and there will always be a variation in crop, as well as reaction to processing. When you buy from different sources, you will get tobaccos that have been processed differently.

Even though burley is burley, one manufacturer will make it up one way, and another manufacturer will process it another way. Thus a different flavor results even though it is still burley.

Best thing to do is to find a source of supply on your blending tobaccos, and if you like it, stick to it. Although you should keep an eye out for new sources where you may find something you like better. That's part of the fun in blending.

Even the same brand will vary slightly from season to season, since weather conditions are a contributing factor to each year's crop.

We shall expect to hear from you and we will air your problems right here, and in passing the information on, we know we will all be better blenders for it, and share in this art of creating a better blend!

KAYWOODIE

REG. U.S. PAT. OFF.

NEW SHAPE
Flat panels are easy
to hold in hand.

Super-Grain Kaywoodie
No. 31C \$5
Identify by Cloverleaf



This is a picture of a briar bush. It grows 4 to 7 ft. high. Kaywoodie Pipes are cut from the burl of the briar bush with many successive cuttings. 85% of the burl is discarded in our careful selection. The pipes are literally "coaxed" out of the briar.

Every Kaywoodie Pipe is a beauty, and gives long service. The grain structure, and long seasoning of Kaywoodie Briar, yield a cool, mild smoke. The condensing fitment in the pipe cleans smoke, keeps it dry; and does not clog. The Synchro-Stem permits easy cleaning, works with perfect precision. The deep metal mounting adds to the life of the pipe. Kaywoodie Pipes range in price from \$3.50 to \$25. Kaywoodie Company, quality pipes since 1851. New York and London.

- *Birthday*
- *Anniversary . .*
- *Special Event .*

No matter what the occasion, if he smokes a pipe, a year's subscription to PIPE LOVERS is one gift that he'll appreciate . . .



We'll gladly send a gift card when requested.

Send name and address today, and include the name you wish to appear on the gift card—we'll do the rest. Or, if you prefer to give the card in person, say so and we'll send the card direct to you.

Only \$2.50 per year
"A Gift He'll Remember"



The Magazine For Men Who Enjoy A Pipe

Long Beach 12, Calif.

PIPE LOVERS

THE MAGAZINE FOR MEN



WHO ENJOY A PIPE

Dedicated to the Interests of Over 20,000,000 Pipe Smokers

THE NATIONAL PIPE MAGAZINE

Volume III—No. 11

November, 1948

CONTENTS

General Articles

Algeria—Land of Briar	Thomas Moore	327
<i>Fine pipe wood is grown in northern Africa.</i>		
Pipe Trademark	L. A. Ciolek and J. W. Lovell	329
<i>Massachusetts Governor is never without his pipe.</i>		
Tobacco Under Cloth	Carl Foster	330
<i>Many acres are covered by a white blanket.</i>		
Pipes for Companionship	C. H. Short	332
<i>A good smoke means a lot in the mountain wilderness.</i>		
What Is Deer Tongue?	Pete Moberly	333
<i>This wild leaf is often used in tobacco mixtures.</i>		
Holland's Goedewaagen Society	J. Harte	334
<i>One of the world's oldest pipe factories is still in operation.</i>		
Evaluating a Pipe	Ed Copeland	336
<i>Water pipes display a wide range in price and value.</i>		

Departments

Blend and Blending	George Alpert	325
Blowing Smoke Rings with the Editor		326
Collector's Page—Evaluating a Pipe	Ed Copeland	336
Pipe Clubs		344
Pipecraft		342
Pipelines		323
Pipoddities	George Flamm	346
Pro and Con		340
Repair Bench	W. H. Packer	348
Questions and Answers	Ken Brown	322
What's New		338

Cover—A large display pipe is held against a background of clay pipes seen in one of the showrooms of the Goedewaagen Pipe Factory in Gouda, Holland. For a historical sketch of this famous organization, see page 334 of this issue.

Editor and Publisher	George W. Cushman	New York Representative
Associate Editors	Ken Brown	John Flynn
	Hal E. Heintzelman	112 MacDougal Street
	James Morrison	ORchard 4-9816

Art Editor **BOB BARNES**

Pipe Lovers Magazine is published monthly by Cushman Publications, editorial and business offices located at 532 Pine Avenue, Long Beach 12, California. George W. Cushman, owner and publisher.

Entered as second-class matter January 21, 1946, at the post office at Long Beach, California, under the Act of March 3, 1879.

Entire contents copyright 1948. No material may be reprinted either in whole or in part without special permission, unless the source is given.

Ideas and opinions expressed in signed articles do not necessarily represent those of the magazine.

Subscription rates: To addresses in U. S. A. and possessions, \$2.50 per year, two years \$4.50; foreign countries including Canada and Mexico, \$3.50, two years \$6.50, single copies 25c. foreign 35c. Back issues the same. All subscriptions are payable in advance and should be sent to Pipe Lovers Magazine, 532 Pine Avenue, Long Beach 12, California. Report change of mailing address promptly giving both old and new address. Allow two weeks for change to take effect.

Advertising rates and requirements sent upon application. Publisher reserves the right to ask to see samples of products advertised and to request references from new advertisers.

Manuscripts and photographs submitted for editorial consideration must be accompanied by return postage. Publisher cannot assume responsibility for unsolicited manuscripts.

Blending Tobaccos

Here is where you can obtain the finest blending tobaccos, each a choice, pure quality tobacco all ready for blending. For the home blender and hobbyist, as well as the professional blender. Some can even be smoked straight, although they are the finest tobaccos made for blending purposes.

	2 oz. Foil Pack	4 oz. Can	8 oz. Can
White Burley.....	\$.40	\$.80	\$1.50
Kentucky Burley40	.80	1.50
Maryland40	.80	1.50
North Carolina50	1.00	1.90
Virginia Shredded....	.40	.80	1.50
Virginia Flake45	.90	1.70
Shredded Cavendish50	1.00	1.90
Black Cavendish50	1.00	1.90
Latakia55	1.10	2.00
Perique55	1.10	2.00
Turkish Yenedje90	1.80	3.50
Cavendish Plug45	.90	1.70
Havana50	1.00	1.90
Aromatic "A"50	1.00	1.90

We do not ship less than 10 ounces. Combine your needs to make up that amount. Send check or money order with your order. No C.O.D.'s. Mailed post-paid.

Hellenzee Tobaccos

325 Ocean Avenue, Brooklyn 25, N. Y.

EVERYTHING REMOVED
BUT THE PLEASURE



WITH

SANI-JET

WITH NORMAL ABUSE

\$350 AND UP

**GUARANTEED
UNBREAKABLE**

If not available at your dealer—write for free information

BURTON PIPE CO.

18420 PIERSON • DETROIT 19, MICHIGAN

YOU HAVEN'T ENJOYED A PIPE UNTIL YOU SMOKE **BARCLAY SQUARE** Aromatic Blend '77

WRITE FOR FREE SAMPLE

CLEVELAND TOBACCO CO.
2133 ONTARIO CLEVELAND 15, OHIO

Unconditionally Guaranteed.
TO BE THE BEST PIPEFUL
YOU'VE EVER HAD OR WE'LL
REFUND YOUR MONEY

- POCKET SIZE 30 CENTS
- HALF POUND \$1.30
- POUND \$2.50

It costs but 2 cents postage to send this copy to a friend.



WE HAVE been receiving a lot of mixed reaction regarding Ed Copeland's current series of articles on "Evaluating a Pipe." It seems that some collectors feel these evaluations will raise the price above what they may be able to obtain certain pipes for in some localities. It will reduce their chance to "dicker" and perhaps get a pipe for a fraction of its listed value.

Before stating why this will seldom occur, let's first explain why we are running this series of articles. The purpose itself may tend to clarify the matter.

In our mail almost every day we receive letters from persons who have pipes for sale and who are asking for an evaluation of the pipe. They want to sell the pipe at a fair price. They do not want to get cheated, nor do they want to cheat the next fellow. They ask a fair figure upon which to base a sale.

Often we receive a letter from a young fellow who is just beginning to collect pipes and who has spotted a certain pipe in a local store. He describes the pipe and wants to know if it is worth the price the owner is asking for it.

It is for the purpose of helping both of these people that the articles are being run. It is an effort to acquaint the young collector with the basic types or classes of pipes and the price range for average pieces that he is most likely to encounter.

NOW AS FOR the experienced collector who likes to "dicker" and do a bit of "horse trading", he feels that the publication of these prices will "wise up" the antique dealer and the pawn broker to where he can never again get a bargain or a steal.

Don't worry. In the first place there is probably no antique dealer or

pawn-shop broker in the country that ever reads this magazine (unless he, like you, is a pipe enthusiast) so you have little to fear that your Saturday afternoon pipe hunts will be spoiled. If you're out after a bargain, you'll no doubt be able to get it for a long time to come.

The beginning collector has praised the articles considerably. With the few that have appeared, he feels a bit more secure now in striking out on his own in search of new pieces. He has learned about what he should pay for a certain kind of pipe, and the price at which he should stop.

WE EXPECTED a lot of reaction to the articles, and we are getting it. The author explained that he knew he was "sticking his neck out" in putting prices down in black and white. But we encouraged him to do it, promising to weather the storm with him.

Some have said he was high in his figures, while others have explained he was too low. Copeland lives in Southern California and is actively engaged in tracking down pipes of all types during most of his spare time. He has been doing it for years.

The prices he has set forth are those which prevail today in the area in which he lives. True, they may vary in other parts of the country, but so far, on an average, he has hit the figures pretty close and throughout the country as a whole they will come very near to being accurate.

Yes, he is "sticking his neck out," but someone, sometime, has had to do what Ed is doing—take the bull by the horns and start some sort of an evaluation system or guide on collector's items—to help the beginning collector acquire pipes, and to help the experienced collector estimate what his collection might be worth.

ALGERIA...

The Land of Briar

The Hills Along the Mediterranean Coastal Areas
Produce Most of the Briar Used in Pipe Making

BRIAR IS GROWN in all parts of the world. But like any other plant it is subject to climatic conditions, and there are certain places where it grows better than others—better, at least, in-so-far as its use in pipes is concerned.

As is well known, the ideal pipe wood is one which is fine-grained, tough, slow burning and sweet tasting. Pipes made of briar root have been the preference of the majority of smokers for over a hundred years.

Of the many kinds of briar root, that grown in Algeria is considered today as being the finest for pipe making and pipe smoking. Although opinions among pipe experts differ, the best is still said to come from this French colony in Africa.

The primary reason isn't because the country is named Algeria, or because the French own the land. It is simply because the terrain and climatic conditions are such that the wood grown in this section of the earth is most suitable for the creation of briar which comes closest to meeting the pipe smoker's exacting demands.

as large as the state of Texas) the actual briar country is located close to the Mediterranean shoreline which extends for some 550 miles forming the northern boundary.

The tree heath, from which the briar burl comes, prefers to grow in the rocky hills along the northern slopes of the Atlas Mountains where little else can live.

The winds from the Mediterranean Sea often sweep along these mountain districts with such force and violence that only the strongest trees and shrubs can survive. Obviously any bush or sapling which exists there must be capable of "taking it."

To the uninitiated, the sickly looking *Erica arborea* (that's the Latin name for briar) appears to be anything except what it really is. It has little foliage, for the winds and the weather have not been conducive to a healthy growth. The branches, what there are of them,

tend to hug the spindly trunk and resemble the wrecked staves of a broken umbrella whose silken top has blown away.

But it is this very condition, or rather the result of this condition, which gives the briar root its desirable characteristics for pipe making. The weather, being unkind to the branches and foliage of the shrub, force the sap and energy under the ground where the "burl," located just below the surface of the soil, receives this unspent energy and grows because of it. If the climate were more temperate, the foliage might be more beautiful, but the burls from which pipes are made would no doubt be much smaller and surely less desirable.

ALGERIA is not densely populated, which means there is ample room for the expansion of its present seven million population without undue sacrificing of its briar fields. Practically all of the fertile land is located in the coastal areas north of the Atlas Mountain range where practically all of the agricultural areas are located, as are the primary cities, Algiers, the capitol, Oran, and Constantine.

South of the mountain range is the

By THOMAS MOORE

(Illustrations courtesy of
The Kaywoodie Pipe Company.)

ALTHOUGH Algeria covers 847,000 square miles (it's over three times



These natives of Algeria are busily engaged in digging aged briar burls which will eventually be made into pipes. Some of these burls are over 200 years old.

great desert.

The use of briar in pipe making began just prior to 1830, the year that the French first occupied Algeria. Four years later she annexed the country as a colony, and briar was soon found in abundance by those who went in search of the newly discovered root.

With this new supply of briar, the French began to increase their pipe making operations of the new wood which was gaining such rapid favor among pipe smokers. Only the Mediterranean Sea separates France from Algeria, for the latter is directly south of the mother country.

Natives are used to extract the briar root from the ground. Approximately one eighth of the population is European serving largely as the governmental or ruling class. The balance is composed of the wandering Arabs and the Berbers who were the original inhabitants of the country. The Arabs outnumber the latter about three to one. Both are used in the briar fields, being supervised by the French or whatever nationality has the title to the briar areas.

THE owners must contract with the French government for the right to dig the briar, which is looked upon as a natural resource. Due to the large amounts which have already been extracted, restrictions are being continually strengthened.

It is now unlawful to dig any briar during the summer season because

weather conditions at this time are unfavorable to the roots.

The government also keeps an eye on all operations and supervises the methods in which the burls are excavated so that the young shrubs are not harmed by the excavating crews. Young burls must remain until they have reached a certain size which will produce the greatest amount of usable briar root.

The late fall is the best time for the digging operations to begin, and as the rainy season gets under way, the crews

of diggers depart for the briar fields to begin their work.

Experts canvass the area and mark those burls which are to be dug, leaving the actual spade work to the laborers. Care is taken to see that the burl is not harmed, either now or during the long journey down the mountainside which in remote areas is often made for many miles by donkeys, mules, or some other local beast of burden.

Very little briar was dug during the war, especially during the height of the campaign in Africa. This caused the demand to pile up considerably and was responsible for early resumption of extraction operations as soon as hostilities ceased.

Even so, it will be some time yet before the top quality Algerian briar pipes are again available. This is because it takes three years or more to properly cure the wood. The freshly dug burl must be allowed to "die" slowly before being cut up into pipe sized blocks. These are then boiled to remove tar and sap, after which they must be thoroughly dried for many months before being sent to the pipe maker.

THE better pipe manufacturers store their own blocks for two years in their own drying sheds to make sure they are properly dried and ready for top quality pipes.

Wood which is slightly green or is insufficiently cured may smoke satisfactorily for a while, but it will not grow sweeter with the years as does one which has been properly aged and cured.

(Continued on page 346)

The Algerian briar burls vary in size, depending upon their age, from the small ones in the basket to the large one on the ground in the center of the picture.





Pipe Trademark

Massachusetts Governor and His Pipe are Inseparable. He's Never Without it, Even When Campaigning

By LEO CIOLEK and JOSEPH LOVELL

This familiar silhouette of Bradford has been widely used in political campaigns.

nor, after hearing the pleas of the ward-healers, raised his pipe, especially prepared for this occasion, on which was carved just the one word "NO".

SUCH a man is this inveterate pipe smoker that for 29 years he never has had less than two pipes on his person and five or six which he carries in a special kit in his car. This number is augmented by more than 30 pipes in and on his desk at the State Capitol and a like number at home.

"Bob" Bradford began smoking a pipe during his freshman year at Harvard in 1919, and although he has tried other forms of smoking none has appealed to his palate as much as a good smoke from a favorite meerschaum or briar.

The governor states that he is not a slave to any particular brand of tobacco. He likes to experiment with various mixtures, seldom smoking one for more than a week. Variety, even in pipe tobacco, seems to be the spice of life for him, especially when he is relaxing in his Coolidge Hill home in Cambridge after the performance of his numerous executive duties at the State Capitol.

The recipient of many gifts of pipes, he likewise prefers to give pipes to

(Continued on page 347)

THE smoke curled lazily from his pipe; a fly droned over-head; the semi-tropical sun scorched the island of Bermuda and the Massachusetts gubernatorial candidate, Robert F. Bradford rose quietly from his wicker chair.

Leisurely he strolled down the street and entered a pipe shop. After a short conversation with the manager, he removed the pipe from his mouth, laid it on the counter and walked out of the shop.


Returning the following day, he inspected his pipe and apparently very pleased with the result, he left the shop, looking as though he was prepared for the state's first citizen.

His confidence in the results of the election of 1946 was justified after the votes were counted. Taking office in January, he was prepared for the swarm of favor-seeking politicians who besieged his office.


One by one they entered, their faces beaming confidence; one by one they left, silently but thoroughly chastized. For the governor was not issuing any favors. In a nonchalant way the gover-

A picture of the Governor is not considered complete unless he is smoking one of his pipes. This picture was snapped in his office at the state capitol building.





Above, air view shows large white cloth tents. Left, damage caused by heavy wind



By CARL FOSTER

(Illustrations courtesy of The Shade Tobacco Growers Assn. of Hartford, Conn.)

ONE OF the most unique sights in the world and one which has little equal anywhere among man made wonders of the world is that which greets the eye in the tobacco valley area of Connecticut.

There, stretching for acres on end, are large white tents under which are young tobacco plants growing to maturity.

From the air the spectacle somewhat resembles a snow covered landscape, except that buildings, trees, and other

PIPE LOVERS

sections do not have the white mantle.

Purpose of the "great white tent" which, incidentally, makes Barnum and Bailey's "Big Top" appear microscopic by comparison, is to keep the hot mid-day sun and to some extent harsh winds from damaging the young tender plants.

Imagine, if you can, looking for acres and seeing nothing but a white, man made sky above you, admitting only filtered sunlight in just the right amounts.

It is a herculean task, preparing the cloth covering in the spring. After the field is plowed, large nine foot posts are set in the ground at 33 foot intervals. A framework of heavy galvanized wire is then woven between the posts.

Onto this is placed the specially prepared cotton fabric similar to cheese-cloth which comes in rolls 33 feet wide containing 125 yards. Four rolls will cover an acre.

Under this man made ceiling the young plants receive expert care. They are protected not only from the sun's hot rays, but from the harsh winds and other ravages of nature.

High winds are not always kind to



The big white ceiling is suspended by wires strung from nine foot posts soon after the fields are plowed in the spring. 500 yards of cloth 33 feet wide cover an acre.

Tobacco Under Cloth

Under the artificial "white sky" the young plants are protected from a hot sun and cruel winds. Cultivation can continue by horse or machine under the man made tent.



the fragile cloth, even though it is reinforced. Destruction can come quickly, as is indicated by the lower photo on the opposite page,—the result of a windstorm.


The white ceiling does not stop the many cultivating operations which are required by the growing plant. Tractors may easily operate under the nine foot top, and rain goes through the fabric easily, the mesh being large enough to permit easy passage of the moisture.

When the growing season has finished the cloth is taken down and stored until spring. The poles and wire are also dismantled since the winter weather would so disrupt the installations that they would have to be reinserted anyway, and it has been found best to begin fresh each year.

Besides this area in the Connecticut River region there is another small section in Georgia and Florida which also uses the cloth shade method in the raising of tobacco.

If, by any stretch of the imagination,

(Continued on page 348)



The author is smoking his "Big Dipper," a new style that he designed which was later manufactured by a pipe concern.

Pipes for Companionship

Back in the Mountain Wilds
This Man Finds Pipes Keep
Him from Getting Lonesome

By C. H. SHORT

MEN WHO are accustomed to all the comforts and luxury of life "in civilization," so to speak, are often prone to give little thought to the comfort and companionship a pipe can give.

With me, a pipe is something to which I give a tremendous amount of importance, simply because a pipe plays an extremely important part in my existence.

I have been a member of the United States Forest Service for a long time and six years ago I was assigned to duty in the Mount Whitney District of the Inyo National Forest in California.

Here I encountered all kinds of weather conditions—from desert heat in the summer to some of the coldest winter weather found anywhere. The summers are pretty lively, for there are tourists around to keep my time occupied.

But beginning about the 15th of October I "hole up" for the winter in my lonely quarters nestled here in the solitude of the vast whiteness which settles over the area.

My only company are some ring tailed cats, a marten, and some foxes and

coyotes. I keep a feeding shelf near my cabin to encourage these four legged friends to pay me regular visits. They usually come quietly at night, while during the day I just while away the hours.

If it were not for my pipe to give me real genuine companionship, I'm sure I would go mad. Persons with a sufficient amount of outside interests to take up their time seldom give a pipe much thought, but to me, secluded up here from the rest of the world, my pipe is a very vital part of my life.

I have been smoking a pipe for 26 years, but every year my pipe becomes more valuable to me. The man who first said "A pipe is man's best friend", certainly knew what he was saying.

A CURVED STEMMED pipe with a bowl of good imported briar is my favorite. I like a large bowl and a broad bit. I cannot say that I am a pipe collector, although I do have several pipes, and whenever I see one that meets my fancy, it soon becomes mine.

I think the tobacco smoked in the pipe has a lot more to do with smoking satis-

faction than the average smoker believes. It seems to me that smokers generally find a tobacco they like and then smoke it continually—all the time. Eventually they smoke it to death, and then find another, whereupon the same cycle starts all over again.

With me, more thought is given to the tobacco I smoke, and the way I smoke it. When I am busy and am more concerned with the job at hand than the enjoyment of the smoke, I fill up with a good, plain, somewhat mild tobacco.

When I have a bit of time to rest and think more about my pipe, I then fill up with a light, slightly aromatic blend. This goes well during mid-day, such as after lunch, or when I pause to relax for a moment.

My third blend is a rich, full bodied mixture with all the taste and aroma that a good tobacco is capable of providing. I smoke it in the evening when I can relax completely. It fills in a busy day in a manner known only to those who appreciate a pipe at eventide. I occasionally employ a Churchwarden for

(Continued on page 347)



Deer Tongue grows long and narrow leaves which are picked in the fall of the year. After prolonged drying they are used in some pipe blends.

What is Deer Tongue?

The Leaf of this Wild Herb is Often Used in Tobacco Mixtures And Gives a Delightful Flavor

By PETE MOBERLY

of the Green River Tobacco Company of Owsboro, Kentucky.

(Illustration courtesy Bureau of Plant Industry, Soils, and Agricultural Engineering, U. S. Dept. of Commerce.)

THOSE WHO find excitement in blending their own formulas as well as others who prefer their tobaccos ready mixed have often wondered why no other plant has ever been

found which will give as much smoking enjoyment as the genuine plant itself, or at least as an addition to the tobacco.

As a matter of fact there are dozens of plants which, through the years, have

been used as additions to a tobacco mixture to give it an extra something, either in taste, aroma, longer burn, and sometimes even just a better appearance.

Many tobacco mixtures today contain small amounts of other plants or substances other than tobacco, such as cocoa, cascarilla, sandalwood, rosemary, and so on.

But the one which is said to have been used the longest—one which the Indians are believed to have discovered and employed centuries ago—is that commonly known as Deer Tongue.

This is a stout, erect herb which is found in the southeastern section of the country, growing to a height of two or three feet. The leaves are dried and used in small amounts in the tobacco mixture.

Some smokers prefer their mixture to be composed entirely of tobacco with nothing extra added, letting the tobacco furnish the full taste and aroma. Others aren't so particular, believing that it matters little what goes into the mixture so long as the result is pleasing.

What few smokers know is that a majority of the tobacco mixtures on the market today contain small amounts of flavoring substances which have been added.

Deer Tongue adds a pleasing flavor to the tobacco, being not unlike vanilla in taste and aroma. It is probably the most used of all flavoring agents and can be purchased in small amounts from most leading tobacconists.

The plant itself, *Trilisa odoratissima*, known generally as wild vanilla, possesses smooth, thick leaves which are from four to ten inches long and one to one and a half inches long. In August and September the small purple flowers are borne, 5 to 10 in a head, in branched, rather flat-topped clusters.

THE LEAVES, especially when bruised a bit, have a characteristic odor of vanilla. It is also known in various parts of the country as Carolina vanilla, dog's tongue, hound's tongue and so on.

It is found growing wild in dry or wet pine barrens from South eastern Virginia to North Carolina, Florida and Louisiana.

The bottom leaves are collected by workers in the field who sell them to a processor. The leaves are then dried by suspending them on wire racks where they are turned several times a day for from ten to fourteen days, or until they have turned slightly brown, yet retain some resilience.

The leaf is then ready for shipping to

(Continued on page 348)



Left, air view of the factory buildings at Gouda, Holland. Bottom, display room which shows many types of pipes made.

Gradually the Dutch surpassed the English in making Gouda pipes and as the demand for these pipes spread the pipe makers became quite busy. With the rise of the business others tried to learn the trade, and the industry in Gouda mushroomed.

IN 1660 a guild of pipe makers was formed. All brands were registered and as competition grew the guild stamped a Coat of Arms on their products to distinguish them from pipes made by outside firms in other towns.



Since tobacco was expensive at this time the bowls of the pipes were quite small. As the leaf became more plentiful

Top, shed where raw clay is stored. Center, laboratory for control of clay. Bottom, casting room showing pipe molds.

and the price was reduced, the bowls were made larger.

An idea of the rapid spread of the industry in Gouda may be seen from the fact that in 1665 there were 80 master pipe makers. In 1679, just fourteen years later, there were 161 master pipe makers each of whom had at least ten helpers, making a total of around 1700 men employed.

By 1750, the height of Gouda's pipe prosperity, there were 374 masters with 4000 men and 3000 women as helpers and assistants. It is estimated that in that peak year over half of Gouda's population gained their living from the pipe industry. To give an idea of the extent of the operations, 10 boatloads of



THE FAMOUS Royal Goedewaagen Society of Holland might never have come into existence had it not been for the intense hatred of tobacco by King James I of England in 1600. He did his best to stop the use of tobacco in England, and in the process he transferred the budding clay pipe industry across the channel.

At the time the King issued his famous "Counterblaste to Tobacco" clay pipes were being manufactured in ever increasing numbers in the English town of Bristol. The English were great smokers and preferred clay pipes. The country around Bristol produced excellent clay for pipe making.

King James disliked tobacco, and its use in any form. He therefore did everything in his power to ruin the clay pipe industry and put the men who made the pipes out of business.

With their means of a livelihood destroyed, many of the men joined the House of Orange as professional soldiers. They fought only in the summer when the weather was favorable, and they were paid only when they fought, hence they needed some means of earning extra money in order to keep the wolf from the door.

Some of the men were stationed at Gouda, Holland, where they noticed a large industry in ceramics. Before long many of them were combining their knowledge of pipe making with ceramics and were soon producing pipes. Thus the great pipe making industry in Holland was begun.

(EDITOR'S NOTE: This is the twenty-second in a series of articles describing the growth and development of leading pipe and tobacco manufacturers. Next month the article tells about the I.B.D. pipe factory in England.)

Holland's Goedewaagen Society

Famous Factory Has Been in Operation For Three Centuries. Its Clay Pipes Are Shipped to All Parts of the World.

By J. HARTE



PIPE LOVERS

pipes were shipped in one year, 1765, to Hamburg, Germany.

The popularity of the clay pipe throughout the world has continued, despite the competition of meerschaum and briar. This is clearly shown by the fact that today Gouda turns out about 7,000,000 pipes a year.

Today all of the pipe factories are concentrated in the Royal Goedewaagen Society. Anyone desiring to engage in the manufacture of clay pipes in Holland must first obtain permission from the government. (In fact that is true with any business in Holland today.)

The word "Goedewaagen" means "good weight" and comes from the term used by the Dutch cheese makers who would guarantee full weight on their products. Perhaps clay pipes were once sold by weight, although that point is not of record.

ONLY THE best clay is used in Goedewaagen pipes today. The best quality comes from Belgium, England, parts of the country along the Meuse River, and Northwest Holland. The various clays are mixed and blended so they can be worked by hand. The pipes are molded while wet and require manual dexterity.

(Continued on page 349.)

NOVEMBER, 1948



Left, air view of the factory buildings at Gouda, Holland. Bottom, display room which shows many types of pipes made.

Gradually the Dutch surpassed the English in making Gouda pipes and as the demand for these pipes spread the pipe makers became quite busy. With the rise of the business others tried to learn the trade, and the industry in Gouda mushroomed.

IN 1660 a guild of pipe makers was formed. All brands were registered and as competition grew the guild stamped a Coat of Arms on their products to distinguish them from pipes made by outside firms in other towns.

Since tobacco was expensive at this time the bowls of the pipes were quite small. As the leaf became more plentiful

THE FAMOUS Royal Goedewaagen Society of Holland might never have come into existence had it not been for the intense hatred of tobacco by King James I of England in 1600. He did his best to stop the use of tobacco in England, and in the process he transferred the budding clay pipe industry across the channel.

At the time the King issued his famous "Counterblaste to Tobacco" clay pipes were being manufactured in ever increasing numbers in the English town of Bristol. The English were great smokers and preferred clay pipes. The country around Bristol produced excellent clay for pipe making.

King James disliked tobacco, and its use in any form. He therefore did everything in his power to ruin the clay pipe industry and put the men who made the pipes out of business.

With their means of a livelihood destroyed, many of the men joined the House of Orange as professional soldiers. They fought only in the summer when the weather was favorable, and they were paid only when they fought, hence they needed some means of earning extra money in order to keep the wolf from the door.

Some of the men were stationed at Gouda, Holland, where they noticed a large industry in ceramics. Before long many of them were combining their knowledge of pipe making with ceramics and were soon producing pipes. Thus the great pipe making industry in Holland was begun.

(EDITOR'S NOTE: This is the twenty-second in a series of articles describing the growth and development of leading pipe and tobacco manufacturers. Next month the article tells about the G.B.D. pipe factory in England.)

Holland's Goedewaagen

Famous Factory Has Been in Operation For Three Centuries. Its Clay Pipes Are Shipped to All Parts of the World.

By J. HARTE





Top, shed where raw clay is stored. Center, laboratory for control of clay. Bottom, casting room showing pipe molds.

and the price was reduced, the bowls were made larger.

An idea of the rapid spread of the industry in Gouda may be seen from the fact that in 1665 there were 80 master pipe makers. In 1679, just fourteen years later, there were 161 master pipe makers each of whom had at least ten helpers, making a total of around 1700 men employed.

By 1750, the height of Gouda's pipe prosperity, there were 374 masters with 4000 men and 3000 women as helpers and assistants. It is estimated that in that peak year over half of Gouda's population gained their living from the pipe industry. To give an idea of the extent of the operations, 10 boatloads of



Society

pipes were shipped in one year, 1765, to Hamburg, Germany.

The popularity of the clay pipe throughout the world has continued, despite the competition of meerschaum and briar. This is clearly shown by the fact that today Gouda turns out about 7,000,000 pipes a year.

Today all of the pipe factories are concentrated in the Royal Goedewaagen Society. Anyone desiring to engage in the manufacture of clay pipes in Holland must first obtain permission from the government. (In fact that is true with any business in Holland today.)

The word "Goedewaagen" means "good weight" and comes from the term used by the Dutch cheese makers who would guarantee full weight on their products. Perhaps clay pipes were once sold by weight, although that point is not of record.

ONLY THE best clay is used in Goedewaagen pipes today. The best quality comes from Belgium, England, parts of the country along the Meuse River, and Northwest Holland. The various clays are mixed and blended so they can be worked by hand. The pipes are molded while wet and require manual dexterity.

(Continued on page 349.)



\$30.00 - \$50.00

This Turkish style Hookah is a fine example of a water pipe. The colored glass bowl is beautiful, and the brass tray indicates it is much better than average of this type. Such pipes run from \$30 to \$50, depending upon condition.

WHEN IT COMES to a discussion of the various types of water pipes, typology and ornamentation are the chief variants in this odd member of pipedom, but the basic principle remains the same regardless of origin.

The average pipe collector with a modest collection will tell you that these items are difficult to obtain, and all too often the price is prohibitive even when one is located. Nearly everyone is familiar with the Turkish Hookah so

The

COLLECTORS' PAGE

By ED COPELAND

often pictured in books and maga-

The rotund figure of a Turk s upon a cushion smoking his pipe luxurious surroundings, which incl few scantily-veiled girls in the ground is a picture synonomous wit word luxury and is a fine pipe dre you can get it.

Indeed, the water pipe origi with, and for all practical purpose remained with, the luxury-loving ples, for its very design demands o remain at ease.

One theory for scarcity of these might be the comparative fragile n of the base or water container, whi most instances is made of glass. If do not become broken they are a prize for female glass collectors, either wish to make a lamp of the or even the whole pipe.

THIS SAD situation is verified enough when one finds only tl bacco bowl components and ste tube hanging from a nail in a curio The shop sells the pipe for the mentioned unholy practice and the chaser demands that the nasty o bacco bowl be detached then and

This mayhem having been conc often as not, an enterprising shopk having been handed back the bu

Evaluating a Pipe

Water Pipes Can be Very Expensive
But Those Described This Month Are
Types Commonly Found by Collectors



\$15 - \$25

This Turkish water pipe with glass bowl colorfully decorated can be purchased for \$15 to \$25.

\$15 - \$25

This Persian style is often found and in good condition should be picked up for from \$15 to \$25.

\$50 - \$100

Indian Hookahs with silver base are scarce. Nice ones such as this are worth from \$50 up to \$100.

\$20 - \$30

Austrian water pipes are not as plentiful as others. One such as this would run from \$20 to \$30.

\$2 - \$3.50

Domestic water pipes are generally on sale in the larger pipe shops. They sell for \$2 and up.

end of a water pipe and seeing an opportunity to gather in a few more rubles, may now stoop to the very depths of perfidy by fitting the remains into the nearest water carafe or wine decanter.

You guessed it . . . the gullible and unsuspecting, heretofore an enlightened young pipe collector, wanders in and for perhaps twenty-five dollars walks away with his prize.

It is obvious that one must use caution when collecting items from certain sources, especially when the sellers are not known to you. A casual acquaintance with glass is helpful in determining a good glass water bowl.

(Continued on page 347)

SWAP AND EXCHANGE

This listing is a free service to collectors who have pipes they wish to buy, sell, or exchange with other collectors. Send in your list and description for inclusion in next month's issue. There is no charge for this listing.

MEXICAN hand carved meerschaum pipe in case. Beautifully colored with exquisite workmanship delineating the head of a patrician hidalgo. Photograph available. W. G. YEDLIN, 2023 Delaware Avenue, Wilmington, Delaware.
GENUINE Kirsten "radiator" pipe to exchange for ??? Also, Ronson lighter. Details on request. FRANK K. YOUNG, Pewamo, Michigan.
EIGHTY old pipes, mostly meerschaums. Fine hand carved pieces, for sale. GILBERT A. WEE, 700 Spring Street, Del Rio, Texas.

CARVED meerschaum and briar pipes, antique tobacco humidors, ash trays, and match holders. Interested in swapping or trading with collectors. ISAAC KAPLAN, 116 Oakland Terrace, Hartford, Connecticut.

FOR SWAP, trade, or ?? A fine Turkish water pipe. Would be glad to hear from those having something to trade. PEARL TUSSING, 2469 Broadway, Toledo, Ohio.

HAND CARVED meerschaum pipe for sale. Bowl is a delicately carved skull supported by a carved hand. R. W. HOLLISTER, R.R. No. 10, Fort Wayne, Indiana.

AM INTERESTED in swapping or trading pipes which I have with other collectors. A. TROXEL, Mt. Vernon, Missouri.

FINE MEERSCHAUMS in exchange for unusual pipes of unusual places in the world. C. E. MILLER, Box 21, Wilmington, Calif.

AMBER MOUTHPIECE, meerschaum bowl cigar holder. Case with the name L. Goets, Paris, 1878. Make offer. ROBERT LILL, 1716 32nd Ave., Seattle Wash.

COLLECTION of antique meerschaums. Some nice pieces, German and others. Write. CHET. WENT, 323 So. Fifth St., Elkhart, Indiana.

(See also Classified Ads on page 350)



\$30.00 - \$50.00

This Turkish style Hookah is a fine example of a water pipe. The colored glass bowl is beautiful, and the brass tray indicates it is much better than average of this type. Such pipes run from \$30 to \$50, depending upon condition.

WHEN IT COMES to a discussion of the various types of water pipes, typology and ornamentation are the chief variants in this odd member of pipedom, but the basic principle remains the same regardless of origin.

The average pipe collector with a modest collection will tell you that these items are difficult to obtain, and all too often the price is prohibitive even when one is located. Nearly everyone is familiar with the Turkish Hookah so

The COL

By ED COPELAND

often pictured in books and magazines.

The rotund figure of a Turk seated upon a cushion smoking his pipe amid luxurious surroundings, which include a few scantily-veiled girls in the background is a picture synonymous with the word luxury and is a fine pipe dream if you can get it.

Indeed, the water pipe originated with, and for all practical purposes has remained with, the luxury-loving peoples, for its very design demands one to remain at ease.

One theory for scarcity of these pipes might be the comparative fragile nature of the base or water container, which in most instances is made of glass. If they do not become broken they are a real prize for female glass collectors, who either wish to make a lamp of the bottle or even the whole pipe.

THIS SAD situation is verified often enough when one finds only the tobacco bowl components and stem or tube hanging from a nail in a curio shop. The shop sells the pipe for the above mentioned unholy practice and the purchaser demands that the nasty old tobacco bowl be detached then and there.

This mayhem having been concluded, often as not, an enterprising shopkeeper, having been handed back the business

Evaluating a Pipe

Water Pipes Can be Very Expensive
But Those Described This Month Are
Types Commonly Found by Collectors

PIPE LOVERS

LECTORS' PAGE



\$15 - \$25

This Turkish water pipe with glass bowl colorfully decorated can be purchased for \$15 to \$25.

\$15 - \$25

This Persian style is often found and in good condition should be picked up for from \$15 to \$25.

\$50 - \$100

Indian Hookahs with silver base are scarce. Nice ones such as this are worth from \$50 up to \$100.

\$20 - \$30

Austrian water pipes are not as plentiful as others. One such as this would run from \$20 to \$30.

\$2 - \$3.50

Domestic water pipes are generally on sale in the larger pipe shops. They sell for \$2 and up.

end of a water pipe and seeing an opportunity to gather in a few more rubles, may now stoop to the very depths of perfidy by fitting the remains into the nearest water carafe or wine decanter.

You guessed it . . . the gullible and unsuspecting, heretofore an enlightened young pipe collector, wanders in and for perhaps twenty-five dollars walks away with his prize.

It is obvious that one must use caution when collecting items from certain sources, especially when the sellers are not known to you. A casual acquaintance with glass is helpful in determining a good glass water bowl.

(Continued on page 347)

SWAP AND EXCHANGE

This listing is a free service to collectors who have pipes they wish to buy, sell, or exchange with other collectors. Send in your list and description for inclusion in next month's issue. There is no charge for this listing.

MEXICAN hand carved meerschaum pipe in case. Beautifully colored with exquisite workmanship delineating the head of a patrician hidalgo. Photograph available. W. G. YEDLIN, 2023 Delaware Avenue, Wilmington, Delaware.
GENUINE Kirsten "radiator" pipe to exchange for ??? Also, Ronson lighter. Details on request. FRANK K. YOUNG, Pewamo, Michigan.
EIGHTY old pipes, mostly meerschaums. Fine hand carved pieces, for sale. GILBERT A. WEE, 700 Spring Street, Del Rio, Texas.

CARVED meerschaum and briar pipes, antique tobacco humidors, ash trays, and match holders. Interested in swapping or trading with collectors. ISAAC KAPLAN, 116 Oakland Terrace, Hartford, Connecticut.

FOR SWAP, trade, or ?? A fine Turkish water pipe. Would be glad to hear from those having something to trade. PEARL TUSSING, 2469 Broadway, Toledo, Ohio.

HAND CARVED meerschaum pipe for sale. Bowl is a delicately carved skull supported by a carved hand. R. W. HOLLISTER, R.R. No. 10, Fort Wayne, Indiana.

AM INTERESTED in swapping or trading pipes which I have with other collectors. A. TROXEL, Mt. Vernon, Missouri.

FINE MEERSCHAUMS in exchange for unusual pipes of unusual places in the world. C. E. MILLER, Box 21, Wilmington, Calif.

AMBER MOUTHPIECE, meerschaum bowl cigar holder. Case with the name L. Goetso, Paris, 1878. Make offer. ROBERT LILL, 1716 32nd Ave., Seattle Wash.

COLLECTION of antique meerschaums. Some nice pieces. German and others. Write. CHET. WENT, 323 So. Fifth St., Elkhart, Indiana.

(See also Classified Ads on page 350)

WHAT'S NEW...

Hand Carving Featured in Handcraft's New "Clipper"

New Half Bent Style

Newest of new pipes to appear is the "Clipper", a product of the Handcraft Pipes Company of Fort Wayne, Indiana.



Made of top quality imported briar, the pipe features a new type virgin finish and is available only in the hand carved style as shown in the accompanying illustration.

The pipe is bent slightly giving it a graceful curve and appearing quite masculine, yet it is light in weight, and the saddle bit makes it easy to hold in the mouth.

The bowl is full size, accomodating the normal amount of tobacco at one loading.

The pipe first appeared a few months ago in a few scattered sections of the country as a test, and the receptance has prompted the manufacturer to produce the new style in quantity and it now is on sale in better pipe shops throughout the country.

Huff and Puff New Novelty

The stunt of getting a rabbit to appear as if by magic is no longer con-



finied to magicians, for with one of the latest Huff and Puff pipes anyone can make a rabbit appear from the bowl of the pipe by merely puffing on the stem.

Besides rabbits there are fishes, cats, dogs, and birds. The pipe, incidentally, was never meant for tobacco.

The images are made of soft, flexible rubber, and in normal position are concealed well inside the bowl. Then, with a quick puff into the stem, the little animal appears instantly.

Drawing back again, the animal disappears once more inside the bowl. They create a laugh wherever they are shown, and make quite a gadget for the pipe smoker's collection of odd and unusual items. They are distributed by Plattner and Company of Kansas City.

New Models By Kleensmok

The Kleensmok Pipe Company of Johnson City, Tennessee, has announced two new models of their product which is now available.

Both differ from the earlier Kleensmok in the shape of the bowl. One is slightly funnel-shaped while the other is much longer than either model, thus permitting more tobacco to be loaded into the bowl.

The feature of filtering the smoke through tobacco is retained in both new models.

English Castle And Champagne

English Castle and Champagne Blend are the names of two new tobacco mixtures which are now being prepared by Greenfield and Winther of San Francisco.

The firm has announced they expect the new blends to be ready for distribution by the first of the year.

Suction Pump Cleans Pipes

A new pipe cleaning device known as the K-K Pipe Pump Kit is now being offered by G. H. S. and Associates of Detroit, Michigan.

Contained in the kit are a bottle of



cleaning fluid, a jar to be employed when using the apparatus, and the suction pump.

In using the kit, the pump is fastened securely to the pipe bowl as shown in the accompanying illustration. It is adjustable to fit practically all pipes.

The bit of the pipe is placed in the jar of cleaning fluid, and as the plunger is pulled outward, the cleaning liquid is sucked up into the bit and shank of the pipe where it acts upon the dirt and residue lodged there.

When the plunger is again pushed back it releases the fluid sending it back into the jar together with all the collected dirt and residue.

Glass Humidor Is Announced

A new type of humidor is now being offered by the Prudent Products Company of New York City, N. Y. It is



made of glass and is said to be hand blown.

It holds approximately one pound of tobacco and is provided in five colors, crystal, blue, green, amethyst and amber.

Three different designs are available, the hunter, the golfer and the jockey. They are etched into the glass.

The cover is of metal and is chrome plated. An Aztec moistener is concealed inside the knob of the cover.

Tight Wrap On Brindley's

A new, practically air tight foil wrapping on Brindley's Mixture has just recently been announced by Faber, Coe and Gregg, Inc., of New York City.

The purpose of the new packing is to keep the tobacco as moisture-fresh as



possible until consumed by the smoker

The foil itself is air tight, and the double fold at the top prevents moisture from escaping. As a result the tobacco stays fresh.

New Bowl Design In Agud Pipe

The Agud Company of Seattle, Washington, has recently announced the addition of another model to its present line of Agud pipes. This one features a new bowl design known as the Dickinson Bore.

The feature of the new design is a small "wet heel receptacle" at the bottom of the bowl which retains most of the moisture and does not let it get into the shank, stem, and smoker's mouth.

In this way the smoke passes over the wet heel and not through it, assuring a much cleaner smoke all the time.

Moisture seldom gets into the shank with this arrangement, since it is trapped in the "cup" at the bottom of the bowl.

Unusual Rotation Filter is Feature of New Sichel Pipe

Cools and Dries Smoke

One of the most novel and certainly unusual pipes to appear in a long time is the Sichel Pipe which has just made its appearance in this country. It was invented and manufactured by Sichel Brothers of Buenos Aires, Argentina.

In describing the pipe the manufacturer states that its purpose is to eliminate, or at least reduce to a minimum the "liquids and other derivatives of distillation" which occur when tobacco is burned.

Inside the filter chamber is a rotary interceptor which is rotated by the smoker's inhalation. The centrifical force created by the turning blades immediately throws the moisture to the sides of the chamber where it collects below.

The walls of the lower portion of the chamber slope downward and the liquid is collected in a special cavity for that purpose. An outlet hole is provided through which the accumulated moisture may be discharged.

The filter chamber consists of two parts, one of which in its normal position covers the hole. A slight twist to the

Phoenix Shop In New Location

Jack's Pipe Shop, favorite spot of pipe smokers in Phoenix, Arizona, announces its new location in the heart of the business district, 115 W. Adams Street.

Jack Meyerson, proprietor, states that a greater selection of pipes will be available, and his establishment is equipped to handle repairs on all kinds and types of lighters.

"Golden Road" To Be Filmed

The history of tobacco from Colonial days up until the present time is to be traced in a new motion picture entitled "Golden Road" which is now being written by Peter Varney and his wife, Nell Shipman.

It will be produced in Virginia and is one of many such films to be made by the couple.



left uncovers the hole and the moisture is removed by blowing through the mouthpiece. It is recommended that the top of the pipe bowl be covered during this operation.

The filter is made of Duraluminum, and, thus being very light, adds practically nothing to the weight of the pipe. The manufacturer also points out that the whirling action of the propeller helps to cool the smoke.

At the present time the manufacturer is making arrangements to place the pipe on sale in this country.

(The editors have selected Mr. Young's letter as the most interesting of those received in answer to the November question and a Darnley of London pipe is already on its way to him.)

**Lionel Young
Galesburg, Ill.**

The balance of a pipe should be given full consideration.

The balance of a pipe is noticed by the eye and not by "hefting" with the hand as most smokers would believe. Balance means: How does the size of the bowl look with this size shank and this length stem and so on.

Who would want a small Dublin bowl on a Moose shank with a $3\frac{1}{2}$ inch stem? It would be out of "balance."

Every pipe smoker has his own sense of balance, strange as it may seem.

To boil it down, when looking around a pipe shop all of a sudden one spots a pipe, say a round shanked bulldog, that really commands attention

The bowl is just right, shank not too big around, and stem is $2\frac{1}{8}$ inches long. The pipe appears to be perfectly balanced. To the man who likes this pipe, it has balance. He buys it because he feels it will give him a good smoke. Its "balance" sold him. Psychology plays a big part.

**Bud Emling
Bonfield, Ill.**

The word "balance" is sort of an indefinite term. Many think it means distribution of weight, and I have actually seen it demonstrated.

Of course, any pipe will balance at its center of gravity, and the weight of the pipe does not determine how comfortably it will rest in the mouth, for the length and shape of the shank and stem as well as the style of the bit are important considerations in this respect.

PRO and CON

"I wholly disapprove of what you say, but will defend to the death your right to say it."—VOLTAIRE.

This is the page set aside for the reader to discuss controversial questions pertaining to pipes and pipe smoking. Letters may be shortened, but the opinions expressed remain unchanged. For the most interesting letter received each month the editors will award a Darnley of London pipe, courtesy of the Imperial Mercantile Company of Cleveland, Ohio.

THIS MONTH'S QUESTION

"How much importance do you place on the balance of a pipe and why?"

"Balance" really refers to the comparison of the features that are generally considered when passing judgment on a pipe. All of the usual features desired in a pipe combine to create "balance."

**Charles Shipley
Louisville, Ky.**

I have found that a great many smokers confuse balance with weight. Since the teeth support the entire weight of the pipe from the extreme end, a pipe cannot have balance in terms of weight.

If the mouth could grasp the pipe at a certain point, such as the center of gravity, it would then be a different story, but of course this is not the case.

Balance, therefore, has nothing to do with weight because all pipes bring their own weight downward at the same point—the point where the bit

rests in the teeth.

Balance refers to the looks of the pipe and whether or not it appears to the eye to be well proportioned. It goes without saying that the looks of a pipe is important to any pipe smoker.

**Robert Trenton
Evanston, Wyoming**

Balance, as I understand it, has to do with the weight of the pipe in the mouth. The difference may be clearly illustrated by placing a short stubby pipe in the mouth and feeling how it pulls on the teeth and jaw. The leverage is not great, and it is easily held.

Then place a long churchwarden pipe in the teeth and note the difference. Not taking the difference in weight into effect, the "pull down" of the pipe is entirely different. This "balance" strikes a happy medium in a normal sized pipe about $5\frac{1}{2}$ inches long.

Shorter pipes do not feel quite right, and longer pipes feel wobbly and uncontrollable. They won't "balance" right in the mouth. To obtain maximum smoking enjoyment the pipe must feel right and "hang" right.

**Dale Ely
Blue Earth, Minn.**

A pipe should balance when the pipe is placed over the outstretched forefinger, bowl down and adjacent to the finger. If the bit raises in the air, the bowl is too heavy. If the bit tends to go down, the shank is too long or too heavy, or the bowl is too light.

There are lots of funny looking pipes, and they are funny looking because there is too much bowl for the stem and shank, or too much stem and shank for the

NEXT MONTH

DECEMBER—"What suggestions would you make to tobacco manufacturers to improve present day tobacco mixtures?"

(Answers must be received by November 3.)

JANUARY—"Do you believe a pipe deteriorates if left unsmoked for long periods of time?"

(Answers must be received by December 6)

Address all letters to "Pro and Con" in care of this magazine. Anonymous contributions will not be used. Send a picture of yourself if you wish. As many letters will be used as space will allow. Suggestions for future questions are also welcome.

bowl. When the two are equal in weight, the pipe will look well proportioned. It is then said to possess good balance.

It isn't important from a smoking standpoint, but it does have a lot to do with the looks and appearance of the pipe.

H. G. MacLain
Washington, D. C.

The word balance as used in this sense is synonymous with symmetry. The pipe is said to have good balance when it has good symmetry—that is, when it is shaped well and is pleasing to the eye.

But a pipe that has good balance won't necessarily be a good smoker, and some which are out of balance may smoke fine.

Smoking quality has nothing to do with balance, and you can't tell by looking at the beauty of a pipe how it will smoke.

George Hastrow
Jersey City, N. J.

I have a very comfortable pipe—one which smokes well and which feels nice in the mouth. It has an extra large billiard bowl, and a very small, short shank.

Yet the pipe is terribly out of "balance." It hardly looks like a pipe. When I go out in public, I take along a nice looking pipe, but at home I am content to smoke whatever gives me the most pleasure, no matter whether it looks like a pipe or not.

So when it comes to wanting a good smoke to the exclusion of everything else, balance means very little.

Don Whiteside
Galveston, Texas

Balance combines weight and looks. If the pipe looks like a pipe, it is said to have good balance. Most pipes are well balanced. Only occasionally do we see a pipe which is not well balanced, and these are usually some custom made pipe which looks out of proportion.

S. L. Thompson
Fairbanks, Alaska

How much importance? A lot. A pipe has a certain weight in the mouth. Although weight increases as the size of the pipe increases, the balance and proportion, which are about the same thing, remain the same.

A small, well balanced pipe should feel the same as a large, well balanced pipe, except for the added weight. Long shanks with small bowls don't feel right in the mouth, and neither do short shanks with large bowls. When the balance is right the pipe feels right. Sure, it's important.



Brown Crock MIXTURE

THE SMOKE OF THE STARS

It's carefully aged and blended, smokes cool and lasting, has a delightful aroma, and does not bite the tongue. Try a pipeful today—then you'll see why Brown Crock is truly "the smoke of the stars."

Available at present in one-half pound cartons only.

Shipped anywhere in the United States upon receipt of your check or money order for \$1.45, which includes postage, insurance and handling charges.

All Mail Orders Filled Same Day Received

HOLLYWOOD PIPE SHOP
1641 NO. CAHUENGA BLVD. HOLLYWOOD 28, CALIF.

Worthwhile Articles on Specified Subjects

Articles on these subjects have appeared in past issues of Pipe Lovers. They are still available at no increase in price. Still 25c each, while they last.

★

MEERSCHAUM: Jan., '46; Feb., Aug., '47; Jan., '48.

PIPE MAKING: Feb., June, July, Aug., '46; Sept., Oct., Nov., Dec., '47; Feb., '48.

TOBACCOS FOR BLENDING: Feb., Apr., May, June, July, Aug., Sept., '46; July, '47; May, June, '48.

WATER PIPES: May, Oct., '46; Jan., May, '48.

HISTORY OF PIPES AND TOBACCOS: Jan., Dec., '46; Mar., Apr., Aug., '47.

CAKE, BURN OUTS, ETC.: Apr., Nov., '46; May, Nov., '47.

CLAY PIPES: Dec., '46; Mar., May, '47; May, '48.

PIPE WOODS: Mar., June, '47; Mar., '48.

★

All of the above are full length articles, not brief references or small items. Order today while they are still available.

25c each postpaid

PIPE LOVERS MAGAZINE

LONG BEACH 12, CALIFORNIA

Breaking In the New Pipe

(EDITOR'S NOTE: Believing that breaking in a new pipe is of primary interest to all readers, PIPE LOVERS presents in this column each month the recommendations suggested by America's leading pipe and tobacco manufacturers. This month's suggestions come from the Kaywoodie Pipe Co. of New York, N. Y.)

EVEN veteran smokers accustomed to a pipe, are prone to light up a new pipe and puff away on it full blast. By doing this they deprive themselves of the benefits of a proper "breaking-in," which makes a pipe more mellow in the long run.

Men who have never smoked a pipe before, find that the "breaking-in" process serves a double purpose: (1) It guarantees an even distribution of "cake" inside the bowl and (2) Prevents mouth and tongue, not yet accustomed to a pipe, from getting "raw" from over-doing it too early in the game.

For the first few smokes, fill the pipe "loosely," and only half-way. Don't pack the tobacco too tightly. You want your first pipefuls to burn freely, and you need a free draft. Then smoke your pipe slowly, and all the way down. Don't be surprised if it goes out. You can expect to re-light your pipe—by doing so you keep the tobacco burning evenly. When re-lighting, always tamp the tobacco down. After you've finished, blow through the stem to remove all the smoke. Then let your pipe (and yourself) rest, before starting on the second pipeful.

Don't fill your pipe all the way to the top until your *short smokes* have formed a definite "cake" in the bottom of the bowl. Once this is accomplished, your pipe will "cake" the right way—from the bottom, up.

Your Kaywoodie pipe comes to you all ready to smoke. To "treat" the bowl with rum, alcohol, or any other substance will only prolong the time your pipe requires to "mellow" naturally.

Always smoke slowly. Do not puff hard or fast or you will burn your tongue, and you may "burn out" the bowl as well.

While some cake in the bowl is desirable, this carbon-like substance expands under heat faster than briar does, and thus "cake" may crack your pipe-bowl if there is too much of it. Before the cake gets thick, remove all but one-sixteenth of it with a pipe reamer. Do not use a knife.

PIPECRAFT

Helpful Hints And Ideas That

AFT



Make Pipe Smoking More Enjoyable

Salt Used to Clean Pipe

Here is an idea for those who want to do a thorough job of cleaning the inside of a pipe.

First of all, remove the old cake by scraping it out with a dull knife. Next, remove the stem and fill the shank with tissue paper.

The bowl is now filled with salt—the common table variety. The purpose of the tissue paper in the shank is to keep the salt from getting in the shank.

Now a few drops of water are placed on the salt, not many, but just enough to moisten the salt. The pipe is now placed in an upright position for several days.

Since the salt will dry out slightly overnight, a few drops of water should be added daily.

The purpose of the wet salt is to

absorb the oils and tars which have penetrated into the wood. The wet salt possesses a certain drawing effect which acts on these substances.

In a few days the salt will crystalize and it can then be removed. Be sure that it all comes out, for if any is left your first few smokes will have a salty taste.

Since all the cake has been removed, it will of course be necessary to break the pipe in as though it were new, and the procedure should be followed in any of the recommended methods.

Before breaking in the pipe, however, the owner must make certain that the inside of the bowl is thoroughly dry, otherwise some of the crystalized salt may burn and not do the wood any good.

When dry and free from salt, the pipe is almost as good as new again, and the smoker is assured of a clean smoke from the start. It really does the job the best of any idea I have tried.

DONALD A. OLSON
Raton, New Mexico.

MY FAVORITE BLEND

(Each month the editors of PIPE LOVERS award to the person sending in the best "Favorite Blend" a Rogers Air-Tite Tobacco Pouch, courtesy of Rogers Imports, Inc., of New York, N. Y. All contributions become the property of the magazine and none can be acknowledged or returned.)

After many experiments, I finally hit on the following, which I find suits me fine:

Virginia Flake	16 oz.
Syrian Latakia	4 oz.
St. James Perique	2 oz.

This is especially good when well mixed and allowed to stand for a week in my red cedar humidor (unfinished inside) with a moistener soaked in Scots whiskey.

EMIL W. MACKENN,
Port Monmouth, N. J.



Pipe Carried Inside Coat

Even the most inveterate pipe smoker finds that there are times when he cannot carry his pipe in his mouth. Pockets are sometimes so crammed with other items that there is little room for the pipe.

I have found that in the average suit coat there is little space between the armpit and the front side of the coat. This is necessary to allow freedom of the arms when raised, swung backwards, and so on. Without this space the arms could not swing freely without ripping the coat.

It is but a simple matter to put this space to use in carrying a pipe.

The diagram above shows the location of the pipe, and the picture shows how the pipe is fastened to the inside of the coat at a point just below and in front of the arm hole. It takes but a

moment to sew a small loop of cloth tape to the inside of the lining just in front of this lower edge of the arm hole.

Due to the space which is found at this point in all better made suits, the pipe can be easily carried and will not show in the least, unless the bowl is exceptionally large.

It is not at all uncomfortable, and you cannot tell it is there, unless the suit is a tight fit.

The tape should be very strong and good thread should be used in order that it will not pull out easily.

B. LOUIS VOGEL
Crawfordsville, Ind.

Glass Tubes Hold Cleaners

I have found that pipe cleaners, when kept in the pocket, soon become bent, dirty, and unsatisfactory for their intended use.

In looking around for some solution to the problem, I wondered why an ordinary test tube wouldn't make a good container in which to hold and carry pipe cleaners.

So one day I went in a drug store and purchased a test tube of small diameter. I also got a cork to fit snugly in the top.

Into the test tube I placed about a dozen pipe cleaners, and I no longer have any trouble with the cleaners becoming dirty and bent out of useful shape.

Another thing I have found is that the test tube is small enough to fit in the ordinary holes in a pipe rack, thus the cleaners are always kept in place for instant use.

And being of glass, the tube permits instant view of the contents, thus adding to its usefulness and service. And what's more, it keeps the odor of a used cleaner from reaching the clothing.

TOM C. WILBOURN
Norman, Arkansas

Home Mixer Used as Buffer

Most men who are familiar with pipes will agree that there is no substitute for the high gloss obtainable when a power buffer is used.

However, not many pipe smokers have a power machine of any kind with which to keep their pipes in tip top shape, at least as far as a high gloss is concerned.

But in the average kitchen of today there is a power mixer which wife or mother uses for mixing and preparing various foods.

It is but a simple matter to transform this power mixer into a buffer for use on pipe bowls, stems, and shanks.

Many of today's modern mixers have numerous attachments which can be employed in place of the normal egg beaters.

For instance, one is an attachment especially designed for polishing silver. This one is fine for applying wax to the pipe—at low speed, of course,—and then giving it a fine luster at high speed.

If all you have are the two egg beaters, you can use them satisfactorily and without harm to the mixer.

Only one is used, the other being removed. Several thicknesses of soft cloth are now packed in between the metal hoops of the beater, and this is then wound with a dozen or more layers of soft cloth.

When turned at low speed the wax is applied, and experience will best show just how fast the egg beater with cloth attached can safely turn to give the desired finish on the pipe.

J. E. CHADSEY
Astoria, Oregon

Pass 'Em Along

Pass along your ideas, short cuts, pet discoveries, and suggestions to fellow pipe enthusiasts. Contributors whose ideas are accepted and appear on this page are given a Ronson Lighter employing the "press, it's lit—release, it's out" action, together with a Ronson Servicer which consists of a full kit of lighter accessories, courtesy of the Ronson Lighter Manufacturer.

Send all contributions, with photos and diagrams when necessary, to the editor. All contributions become the property of Pipe Lovers Magazine and none can be returned or acknowledged unless return postage is included.

This is your page. The other fellow wants to know what you've discovered, that makes pipe smoking more enjoyable, the same as you like to read about his, so send yours in today.

Breaking In the New Pipe

(EDITOR'S NOTE: Believing that breaking in a new pipe is of primary interest to all readers, PIPE LOVERS presents in this column each month the recommendations suggested by America's leading pipe and tobacco manufacturers. This month's suggestions come from the Kaywoodie Pipe Co. of New York, N. Y.)

EVEN veteran smokers accustomed to a pipe, are prone to light up a new pipe and puff away on it full blast. By doing this they deprive themselves of the benefits of a proper "breaking-in," which makes a pipe more mellow in the long run.

Men who have never smoked a pipe before, find that the "breaking-in" process serves a double purpose: (1) It guarantees an even distribution of "cake" inside the bowl and (2) Prevents mouth and tongue, not yet accustomed to a pipe, from getting "raw" from over-doing it too early in the game.

For the first few smokes, fill the pipe "loosely," and only half-way. Don't pack the tobacco too tightly. You want your first pipefuls to burn freely, and you need a free draft. Then smoke your pipe slowly, and all the way down. Don't be surprised if it goes out. You can expect to re-light your pipe—by doing so you keep the tobacco burning evenly. When re-lighting, always tamp the tobacco down. After you've finished, blow through the stem to remove all the smoke. Then let your pipe (and yourself) rest, before starting on the second pipeful.

Don't fill your pipe all the way to the top until your *short smokes* have formed a definite "cake" in the bottom of the bowl. Once this is accomplished, your pipe will "cake" the right way—from the bottom, up.

Your Kaywoodie pipe comes to you all ready to smoke. To "treat" the bowl with rum, alcohol, or any other substance will only prolong the time your pipe requires to "mellow" naturally.

Always smoke slowly. Do not puff hard or fast or you will burn your tongue, and you may "burn out" the bowl as well.

While some cake in the bowl is desirable, this carbon-like substance expands under heat faster than briar does, and thus "cake" may crack your pipe-bowl if there is too much of it. Before the cake gets thick, remove all but one-sixteenth of it with a pipe reamer. Do not use a knife.

PIPEC R

Helpful Hints And Ideas That

Salt Used to Clean Pipe

Here is an idea for those who want to do a thorough job of cleaning the inside of a pipe.

First of all, remove the old cake by scraping it out with a dull knife. Next, remove the stem and fill the shank with tissue paper.

The bowl is now filled with salt—the common table variety. The purpose of the tissue paper in the shank is to keep the salt from getting in the shank.

Now a few drops of water are placed on the salt, not many, but just enough to moisten the salt. The pipe is now placed in an upright position for several days.

Since the salt will dry out slightly overnight, a few drops of water should be added daily.

The purpose of the wet salt is to

absorb the oils and tars which have penetrated into the wood. The wet salt possesses a certain drawing effect which acts on these substances.

In a few days the salt will crystalize and it can then be removed. Be sure that it all comes out, for if any is left your first few smokes will have a salty taste.

Since all the cake has been removed, it will of course be necessary to break the pipe in as though it were new, and the procedure should be followed in any of the recommended methods.

Before breaking in the pipe, however, the owner must make certain that the inside of the bowl is thoroughly dry, otherwise some of the crystalized salt may burn and not do the wood any good.

When dry and free from salt, the pipe is almost as good as new again, and the smoker is assured of a clean smoke from the start. It really does the job the best of any idea I have tried.

DONALD A. OLSON
Raton, New Mexico.

MY FAVORITE BLEND

(Each month the editors of PIPE LOVERS award to the person sending in the best "Favorite Blend" a Rogers Air-Tite Tobacco Pouch, courtesy of Rogers Imports, Inc., of New York, N. Y. All contributions become the property of the magazine and none can be acknowledged or returned.)

After many experiments, I finally hit on the following, which I find suits me fine:

Virginia Flake	16 oz.
Syrian Latakia	4 oz.
St. James Perique	2 oz.

This is especially good when well mixed and allowed to stand for a week in my red cedar humidior (unfinished inside) with a moistener soaked in Scots whiskey.

EMIL W. MACKENN,
Port Monmouth, N. J.

A F T



Make Pipe Smoking More Enjoyable



Pipe Carried Inside Coat

Even the most inveterate pipe smoker finds that there are times when he cannot carry his pipe in his mouth. Pockets are sometimes so crammed with other items that there is little room for the pipe.

I have found that in the average suit coat there is little space between the armpit and the front side of the coat. This is necessary to allow freedom of the arms when raised, swung backwards, and so on. Without this space the arms could not swing freely without ripping the coat.

It is but a simple matter to put this space to use in carrying a pipe.

The diagram above shows the location of the pipe, and the picture shows how the pipe is fastened to the inside of the coat at a point just below and in front of the arm hole. It takes but a

moment to sew a small loop of cloth tape to the inside of the lining just in front of this lower edge of the arm hole.

Due to the space which is found at this point in all better made suits, the pipe can be easily carried and will not show in the least, unless the bowl is exceptionally large.

It is not at all uncomfortable, and you cannot tell it is there, unless the suit is a tight fit.

The tape should be very strong and good thread should be used in order that it will not pull out easily.

B. LOUIS VOGEL
Crawfordsville, Ind.

Glass Tubes Hold Cleaners

I have found that pipe cleaners, when kept in the pocket, soon become bent, dirty, and unsatisfactory for their intended use.

In looking around for some solution to the problem, I wondered why an ordinary test tube wouldn't make a good container in which to hold and carry pipe cleaners.

So one day I went in a drug store and purchased a test tube of small diameter. I also got a cork to fit snugly in the top.

Into the test tube I placed about a dozen pipe cleaners, and I no longer have any trouble with the cleaners becoming dirty and bent out of useful shape.

Another thing I have found is that the test tube is small enough to fit in the ordinary holes in a pipe rack, thus the cleaners are always kept in place for instant use.

And being of glass, the tube permits instant view of the contents, thus adding to its usefulness and service. And what's more, it keeps the odor of a used cleaner from reaching the clothing.

TOM C. WILBOURN
Norman, Arkansas

Home Mixer Used as Buffer

Most men who are familiar with pipes will agree that there is no substitute for the high gloss obtainable when a power buffer is used.

However, not many pipe smokers have a power machine of any kind with which to keep their pipes in tip top shape, at least as far as a high gloss is concerned.

But in the average kitchen of today there is a power mixer which wife or mother uses for mixing and preparing various foods.

It is but a simple matter to transform this power mixer into a buffer for use on pipe bowls, stems, and shanks.

Many of today's modern mixers have numerous attachments which can be employed in place of the normal egg beaters.

For instance, one is an attachment especially designed for polishing silver. This one is fine for applying wax to the pipe—at low speed, of course,—and then giving it a fine luster at high speed.

If all you have are the two egg beaters, you can use them satisfactorily and without harm to the mixer.

Only one is used, the other being removed. Several thicknesses of soft cloth are now packed in between the metal hoops of the beater, and this is then wound with a dozen or more layers of soft cloth.

When turned at low speed the wax is applied, and experience will best show just how fast the egg beater with cloth attached can safely turn to give the desired finish on the pipe.

J. E. CHADSEY
Astoria, Oregon

Pass 'Em Along

Pass along your ideas, short cuts, pet discoveries, and suggestions to fellow pipe enthusiasts. Contributors whose ideas are accepted and appear on this page are given a Ronson Lighter employing the "press, it's lit—release, it's out" action, together with a Ronson Servicer which consists of a full kit of lighter accessories, courtesy of the Ronson Lighter Manufacturer.

Send all contributions, with photos and diagrams when necessary, to the editor. All contributions become the property of Pipe Lovers Magazine and none can be returned or acknowledged unless return postage is included.

This is your page. The other fellow wants to know what you've discovered, that makes pipe smoking more enjoyable, the same as you like to read about his, so send yours in today.

THE YOUNG student carefully measured each tobacco—first a little burley, then two pinches of latakia and a like amount of turkish tobacco—no, that's not quite right—perhaps a little more latakia—ah! that's it—a blend absolutely perfect in texture, aroma and taste. Salvatore J. Miccichi was sure of himself. He had experimented for over three years and he knew he had a winner.

And he was right! After all the blends had been given extensive tests, the judges consulted shortly and then named Miccichi's mixture the best. The prize, a briar pipe with the university emblem carved on the bowl, was presented him by the other members of the Boston University Pipe Club.

This tobacco-blending evening is typical of the many activities which take place at the Pipe Club's semi-monthly meetings. The idea for the tobacco-blending evening originated when club members, composed almost entirely of ex-servicemen decided that if they could agree on a blend they all liked, they would then adopt it as the official club blend.

Practical ideas such as this one have made members feel that the club is a worthwhile as well as entertaining adjunct of their social activities.

The Pipe Club was organized last March when a group of students at the Boston University School of Public Relations discovered that their common interest in pipes and tobaccos had drawn them together. They decided to form a club to expand their activities which resulted in the Boston University Pipe Club.

Two girls were honorary members because of the interest they showed in the club prior to its formal organization. Although it was decided that no other women would be allowed to join unless they were wives of members, the club has never regretted making Mary Wall and Louise Picardi honorary members. As one member put it: "Since women play such an important part in our lives, it is important to get their opinions of pipes and tobacco blends."

When asked why she liked pipe smokers, Mary replied, "A pipe smoker seems to have more poise and nonchalance. They're never fidgety. Then too, I like the aroma of tobacco."

In answer to the same question, Louise said that she thinks, "a pipe gives character to a man."

At the first meeting of the club, the following officers were elected: S. Randolph Nelms, president; Robert Place,



Members of the Boston U. Pipe Club pose outside one of the buildings on the campus. All the various pipe subjects are studied at meetings.

Pipe Clubs

Boston U. Pipe Club has the Answer To Whether or not Women Should Be Admitted. They Let Them Belong

vice-president; Mary Wall, secretary; John Wolf, treasurer.

The original club was made up of fourteen members and it has grown constantly since then. New members now have to be carefully chosen in order to keep the membership within bounds.

Between them, club members own over 100 pipes ranging from common clay and corncobs to expensive meerschauams and briars.

The official club pipe has a specially carved school emblem on the bowl done by a local pipe carver. The club is now trying to find a new member who can carve and who would be willing to

teach the art to some of the other members.

Some of the social activities which the club has sponsored include a picnic, a basketball game party and a swimming party. Tentative plans have been made for a football game party and a hay ride before long.

New Clubs

PHOENIX, ARIZONA

The first meeting of the newly formed Phoenix, Arizona, Pipe Lovers' Club

PIPE LOVERS

was scheduled to be held on October 19, in Phoenix. As this issue goes to press word is received that sixty local pipe smokers are expected at the first meeting.

Men behind the scenes who have done the ground work include Bert Fireman, Edward Corello and Jack Meyerson. This trio is greatly encouraged by the large number of men who have shown an unusual amount of interest in the organization.

CLEVELAND, OHIO

"We are interested in forming a club on the west side of Cleveland," writes Dick Lloyd. There is, he feels, a sufficient number of men interested in his section of town to make a go of a pipe club here.

"Please extend an invitation through your magazine," he says, "to have anyone on the west side who would be interested to phone me at Winton 2530." His address for those who might prefer to write him, is 3340 Rocky River Drive.

SYRACUSE, N. Y.

A pipe club in Syracuse has been smoldering for quite a while, and it now looks as though it would soon blossom forth. "In this city of 250,000," writes Henri Ben-Ami, "there are certainly enough pipe smokers to make a go of a club. The people at Steg Pipe Craftsmen here in Syracuse are very cooperative and are lending full assistance towards getting the ball rolling.

Other Syracuse readers who would like to meet with pipe smokers and trade experiences through the medium of a pipe club are invited to get in touch with Mr. Ben-Ami at 1410 East Lafayette Street. He admits he is new at pipe club organization, but with the help

PIPE CLUBS

Are you a member of a pipe club? Would you like to join or help form one in your community?

If so, write in and tell us and we will promptly advise you as to the name and address of the nearest club in your community.

If there is no club in your town or locality, we will put you in touch with other pipe smokers interested in forming a local pipe club if you so desire.

Write to

PIPE LOVERS MAGAZINE

Long Beach 12, California.

of half a dozen others he is sure it won't be long before the fun begins.

POMONA, CALIFORNIA

Gerald Rigdon is interested in getting a group started in Pomona. He has had pipe club experience before and knows the amount of fun and entertainment as well as worthwhile information that can come from such an association.

He invites anyone residing in or near Pomona to lend a hand and get something started at once. Rigdon's address is 115 W. Commercial Street.

FT. COLLINS, COLORADO

A new club composed primarily of college students is on its way in Ft. Collins, according to F. J. Reed who is getting the project started.

He reports he has talked to several of the college students and they are all interested in the project. Anyone interested is invited to get full information from Mr. Reed. He may be reached at 720 West Laurel St.

COUNCIL BLUFFS, IOWA

Bruce L. Greer is spearheading a new club in Council Bluffs, according to a recent letter.

"The local paper has offered us fine publicity in the way of articles and pictures," he says, "but as yet we haven't been able to scare up the right amount of enthusiasm for a first meeting."

He invites all pipe smokers in the Council Bluffs-Omaha area to get in touch with him about the club. He may be reached at the Cogley Clinic.

Club News

BURBANK, CALIFORNIA

The Lockheed Pipe Club of Burbank, California, has gotten off to a good start this fall with some interesting meetings. First was a picnic for members and their families which consisted of various kinds of entertainment, games and prizes.

This was followed more recently by a talk by Cy Pruner of the Sequoia Pipe Shop in Los Angeles.

At the last meeting Mr. Ellsworth Coen spoke to the group on the topic "English Tobacco". He then conducted a question and answer forum after the meeting.

The club has selected its new club mixture, and the label has now been approved. The mixture is being placed on sale by local tobacconists.



FRESH FROM BLENDER TO YOU.

A blend designed and processed to bring out the natural flavor of each tobacco, produced by master tobacco blenders after years of research and testing.

TRUE TOBACCO FLAVOR. MILD, PLEASING AROMA

TOBACCO BLENDING CORP.
LOUISVILLE, KENTUCKY

DEER TONGUE

Like tobacco, Deer Tongue is a plant and a mighty good flavoring agent in pipe mixtures. It adds a mild sweet flavor and aroma. Give it a trial in your pipe mixtures. Finest quality granulated just ready for quick easy blending. 15c per oz. postpaid.

PETE MOBERLY
Box 790, Owensboro, Ky.

MAKE YOUR OWN PIPES

Top Quality Imported Italian Briar Blocks, 50c
Pipes Repaired—Bits to fit, \$1.00
All makes pipes repaired by master craftsmen
Tobacco blended to individual formulas
at popular prices

Mail postpaid to
OXFORD PIPE SHOP
142 E. 42nd Street New York, N. Y.



INLAY - WORK

Lodge emblems:
Mason, Elk, Moose, K. C., etc.
GOLD INLAY
(No Silver)
Letters, numbers, Greek letters, shank shields,
bowling pin and ball.
Send for price list.
STEG, Box 951, Syracuse, 2, N. Y.

Pipe Lovers

Is On Sale
at All Leading
Pipe Shops

Books

BOOK REVIEW

THE TOBACCO MAN, a novel by Katherine Mack, published by Bruce Humphries, Inc., Boston Mass.

The famous Green River district of Kentucky is the background setting for his new novel by Katherine Mack. The one is some 45 years ago, just after the turn of the century.

The story concerns the struggle of early tobacco planters to obtain a market for their products.

Pipe enthusiasts will find a lot in the book concerning tobacco and its culture, for the author describes how the tender seedlings are cared for in the plant beds, how they are transplanted to the field, how they are cared for during the growing season, and finally how they are harvested and later placed in the curing barns.

The fact is emphasized that growing tobacco is one thing, whereas finding a suitable market is something else again.

The plot runs smoothly for the most part, and concerns Colonel Harris, the tobacco plantation owner, his daughter Mary and her fiance, James Mack. The one of the principals is continually upset by arsonists who are constantly trying to burn the tobacco barns, by an abduction of a local girl, and some other smart tricks of shady characters.

If the description of life of this area depicted in the book is true, it would have been a wonderful time to live in. In almost every chapter the author describes a southern meal which will make the reader's mouth water upon reading the passage. Life seemed full of fun and happiness.

The tempo of the narrative is never slow, yet it moves from one incident to another, and after it gets under way it carries the reader along smoothly. The climax comes when James, for his wedding present, is given a trip with his wife to the British Isles where it is hoped he can find a market for the Kentucky grown burley. His mission is successful, and upon the return of the couple to the States, Mary's father gives them the deed to his tobacco plantation where the couple looks forward to a happy life together.

ALGERIA — LAND OF BRIAR

(Begins on page 327.)

By not including a description of other briar producing countries in this article does not mean that briar does not grow elsewhere. It does, and is found in many countries on the earth including our own Carolina and California, but most smokers believe the best quality comes from the countries surrounding the Mediterranean, especially France and Italy on the north and Algeria on the south. It is also grown in commercial quantities in Spain, but this is not looked upon as the best grade.

It is the opinion of many pipe experts that the curing methods of the wood have a lot to do with its ultimate smoking quality. Biologically speaking, the numerous types of briar found throughout the world are of the same family, but the varying climatic conditions account for their differences when made into a pipe.

The Algerian briar has been in use for more than a century, and through a

long and tedious trial and error procedure the correct methods of bringing out its best characteristics from a pipe standpoint have been discovered.

IN other parts of the world, where the climate leaves this same wood slightly different, additional experimentation is necessary to bring this wood to its same high quality and usefulness for pipe satisfaction.


As long as Algerian wood is obtainable, and as long as the majority of the world's pipe smokers consider it the best, there is little incentive for anyone to experiment with the woods found elsewhere. This will come only when the Algerian fields have been exhausted.

It is likely that curing methods will eventually be found which will make briar grown in other parts of the world appear to be equally as good as that grown in Algeria, but without the necessary incentive it may be years be-

PIPODDITIES

By George R. Flamm

Source of any item depicted sent on request.



fore this research gets underway and no one can say how long it will be before satisfactory curing methods are discovered.

Whether or not Algerian briar is "the best" is subject to eternal debate. It takes an expert to tell the difference between pipes made of briar grown in Algeria, Italy or France. The wood cannot tell the difference in boundary lines but man apparently can.

And surely there are few, if any, pipe smokers who can tell in which of the three countries the wood was grown by merely smoking the pipe.

But "best" or not, the quality of briar grown in Algeria is surely as good as any grown elsewhere today. How long it will hold its crown is anybody's guess.

PIPE TRADEMARK

(Begins on page 329.)

particular friends. One of the most expensive ever to be given out by the governor went to Frank Jay Markey, a syndicated political writer. But this is only one of the many such gifts made by the "Pipe" as he is called by his intimate friends and political associates.

"I never smoke more than one pipeful from any one of my meerschams or briars without alternating my pipes," the governor said when he was queried on his smoking habits. "I also find that running a cleaner through the pipe immediately after smoking not only keeps the pipe clean and fresh, but also prevents the accumulation of tars in the heel of the bowl and in the stem."

BECAUSE of his state-wide reputation as a pipe-smoker, the use of numerous stickers bearing the silhouette of Mr. Bradford with a pipe in his mouth, helped to publicize the popular candidate during the 1946 campaign. Referring to the then lieutenant governor, the Boston Daily Globe said "Admirers like his gentlemanly manner, even temper, forceful voice and calm analytical approach to problems." The pipe they say, typifies 'Bob' Bradford, a man of common sense, a regular fellow, and a family man.

Election time is once more here. But the Governor "The Pipe" Bradford does not appear to be worried. He and his inseparable friend, who asks no political favors, have become a team, and they are always together.

The famous silhouette is again being used, and the voters of Massachusetts recognize it as the trademark of the candidate who seeks re-election as that state's top man.

NOVEMBER, 1948

EVALUATING A PIPE

(Begins on page 336.)

Many of the older and best pipes had glass water containers of Bavarian origin and as these were blown and shaped by individual craftsmen, the bottoms show the unmistakable rough impressions which mark hand made glass.

As some of the fabulous water pipes of India are masterpieces of native ingenuity in silver and precious stones, evolution of these pipes can extend categorically from nil to priceless.

The accompanying illustrations and values are the result of years of experience by the writer and fellow-collectors.

The pipes illustrated this month (on pages 336-7) are priced according to their materials and quality of workmanship as well as somewhat to their present scarcity.

The beautiful Turkish style hookah is indeed a work of art with its multi-colored bowl, its ivory bit, leather tube 7 feet long, and brass tray.

And yet it is priced lower than the large Indian hookah on the opposite

page. This is because the Indian piece is not nearly so common today, and also because of its silver bowl and somewhat unusual styling.

It is true that the glass bowled Turkish pipe is more beautiful both in color and pattern, but the Indian pipe is worth more because there are not many of this kind and style.

It is this factor of scarcity which enters in to pipe values today, and is one of the primary causes for high prices on some items. Beauty is really secondary when it comes to actually evaluating these and other old pipes.

In response to some earnest readers we should like to again remark that with regards to price fluctuation and variance of prices in different localities, in our experience values have remained pretty consistent but prices, of course, have no bounds. Now and again one falls into a bargain, more often one must pay the price, and value to the individual can only be determined by the individual.

PIPES FOR COMPANIONSHIP

(Begins on page 332.)

times such as this, although any pipe which meets my fancy at the moment is pressed into use with full satisfaction.

My oldest pipe is one given me in 1924, and it has been in constant use since that time. It has been repaired once—just a few days after I got it, but ever since it has been smoked almost daily for 24 years. That's real service in any man's language.

FORTUNATELY I live in an area which allows me to experiment considerably in the field of pipe smoking. I have tried to augment my tobacco mixtures by the addition of the leaves of plants which are native to this area. For instance, there is pure sage which grows nearby in the Owens Valley.

I have experimented by drying the leaves and then adding them to a straight tobacco in the proportion of not over 1 part sage leaf to 5 parts tobacco. It gives a pleasing and distinctive flavor.

The addition of small amounts of leaf other than tobacco is not new. I understand the Indians did much of this, their mixture being known as "kinnikinnick", which consisted of the inner bark of the dogwood and the dried leaves of the sumac, either with or without tobacco being a part of the concoction.

This holds never ending fascination for me and I intend to experiment further along these lines with the native plants in this area, especially those which are grown in nearby Meysan Canyon.

I have also made pipes of pumice from the natural pumice which is found in Owen's Valley. *

For many years the tobacco in my pocket would dry out, due to the extremely dry air in this section of the country. But with modern, almost air tight pouches, this problem has been licked, and I am now assured of a fresh, good smoke wherever I am, on the desert, in the valley, or high in the mountains.

Having smoked a pipe for so long now, I feel I would be forced to resign my job if pipes should be denied me. They have become a part of my existence—have, in fact, become a part of me. They go wherever I go summer and winter. They are a fitting companion alone on the hot summer sands, but by all odds they are of most value during the long, cold, dreary winter evenings when they serve as the ideal companion.

*For information on this subject read PIPES OF PUMICE in the September issue.

BACCO UNDER CLOTH

(Begins on page 330.)

ge cloth top and its framework
classified as a building, it is by far
ggest "building" ever created by
no matter for what purpose. The
w on page 330 gives a clear idea
size of the "white roof," compared
rage sized curing sheds and near-
m buildings.

would seem to be a tremendous
utting up these mammoth ceilings
pring, simply for the purpose of
protection to a young and grow-
ant. But the improved quality of
f brings the highest price on the
o market, so the cost is more than

the real purpose is to create a
leaf which will, in the final
is, give a better taste—a superior

WHAT IS DEER TONGUE?

(Begins on page 333.)

bacco companies who use small
of the leaf in certain of their mix-
Many carloads are now shipped
ear, some going to foreign coun-

r Tongue is not strong, yet a lot of
a long way in a tobacco mixture.
es a delicate flavor to a blend and
be used to subordinate the true
taste—never dominate it. Some
nation's most popular blends use
amounts of Deer Tongue as a flav-
agent.

the uninitiated who are not fa-
with Deer Tongue, a small amount
be added first to a plain mixture
f any other flavoring agent so that
ll effect of the wild vanilla can be
ed.

en added in small amounts, it
not give a noticeable flavor, but
pleasing something to the tobacco

en added in large amounts, its
will overshadow the true tobacco
which will suffer as a consequence.
th any flavoring, it should be sub-
ted to the tobacco, never domi-
t.

alf ounce to a pound of tobacco is
right, although some smokers will
vice that amount. One part Deer
e to 30 parts of tobacco is usually
n, but the home blender can soon
from a bit of experimentation as
t how much best suits his taste.

ere is no federal tax on Deer
ere as there is on tobacco, and it is
pensive. The brown leaf resembles
o and when it is mixed in the
is barely distinguishable from to-

THE REPAIR BENCH

conducted by
W. H. PACKER



(Readers who have questions or problems concerning pipe repairing may write direct to Mr. Packer, who conducts this column each month. He may be reached at 112 E. 12th Ave., Homestead, Penna. There is no charge for this service, but you must enclose a self-addressed stamped envelope for your reply.)

THE WORK of the small pipe repair shop is simply all the work that customers want which the big pipe manufacturers will not bother with. Such a shop is a nice thing for the man who has a fairly equipped homeworkshop and would like to do some part time work.

Arrangements can usually be made with the local tobacco stores whereby they will receive them and deliver them to the customer. The repairman merely picks up and delivers the pipes to the stores once or twice a week.

Each pipe represents an individual job. Each one must be done separately and by hand. The man who has a lot of money to invest in machinery has no advantage over the craftsman with a few hundred dollars worth of hand tools and small machines.

Even though it is all hand work on special orders, only occasionally does the repairman work on collector's items. Ninety nine out of a hundred jobs are on smoker's pipes. The ones that have been smoked for years and will be smoked again as soon as they are returned.

They come in endless variety. Next to a finely carved and richly colored meerschaum may be one of some nameless wood half burned away by years of careless smoking.

But they are all favorite pipes. Regardless of what their original price may have been, their owners are willing to spend time and money to have them put back into smoking condition.

MOST OF the jobs will be replacing broken or chewed up stems with new ones of hard rubber or clear plastic. Very often there will be special requests for unusual sizes and shapes. Odd ones are no harder to make than common ones and the fact that special

fitting service is offered by a pipe shop will bring new customers. After the owner has specified the length and width of stem that he prefers, it is an easy matter to provide him with exactly what he wants.

An example of this is one of my customers who wanted a "left handed" stem. He constantly holds his pipe in the left side of his mouth, and likes the pipe to be straight out in front of his face.

He asked if I would make him a stem with the lip at an angle that would fit inside his teeth on the left side. He closed his teeth on a piece of paper to determine the correct angle. We made sketches of the proposed stem until we had what looked right to him. I carved it out of clear plastic and he has been smoking it ever since. As far as I know that is the only left handed pipe stem ever made.

Some of these jobs seem a bit ridiculous to men who have no particular specifications for their pipes, but they are the business of the small pipe shop. As long as the customer can give accurate dimensions of what he wants, I am willing to make it for him.

THERE ARE always the men who want pipes of unusual size or distinctive shape. An odd order I filled lately was one for an apple wood pipe made in the size and shape of an Irish clay pipe. Fortunately I was able to obtain a piece of wood that gave a bird's eye grain pattern on the shank and straight grain up the bowl.

The man who bought that pipe raved so much about its smoking qualities that I found another piece of apple wood and made myself a pipe. Mine is a big Oom Pual with one by two inch bowl. Those dimensions are inside.

PIPE LOVERS

to be one of the best tasting pipes I have ever owned. The grain pattern is similar to domestic briar.

If you are interested in trying something different for pipe making, I suggest apple wood. The piece I used was said to have been cut about fifteen years ago. Perhaps the long seasoning made it especially suitable for a pipe.

GOEDEWAAGEN SOCIETY

(Begins on page 334)

It is an art not learned over night, and no machine has ever been invented to create a clay pipe. The apprentice system is still used. A boy or girl is apprenticed at the age of 14 and serves four years under a "master" who is entirely responsible for the boy's training.

Then the lad must enter the military service, and as he travels to the various Dutch colonies his scope is broadened and he sees new things, gets new ideas.

When he is released from service the chances are 50/50 that he will re-enter the pipe factory. Of the fifty per cent that do return, many of them study and work for years, pass examinations, and thus qualify as masters.

He must know the history of the art, and if he is a designer or pattern maker, he must understand tools, methods, materials, and all the intricate processes employed in his factory. The youngest "master" is probably about 45 years old.

The guild system is retained, and is the only place in the world where it is still observed. Today there are between 300 and 400 employees at the Gouda plant.

America is today the biggest market for Dutch pipes. Holland itself has definite restrictions and prohibits the sale of fancy heads, Church-wardens, and any pipe with any imported parts.

Where do most of the clay pipes go? Pipe collectors form one of the biggest markets. Special celebrations and ceremonies keep the factories busy. The General Electric Company in Schenectady, N. Y., uses a lot of pipes at its Dutch festival called "Kermis". The annual "Tulip Festivals" in Holland, Michigan, and Pella, Iowa, also demand large numbers of the Dutch clays.

Traditions in chop houses such as Keen's, in New York City and others throughout England require many pipes in a year's time.

Although the clay has given way to more durable pipe materials, the history and romance of the early clay is sufficiently alive to keep Holland's Royal Goedewaagen Society in business for many years to come.

NEXT MONTH

You'll be reading these articles in the December issue:

PIPE SMOKER OF THE YEAR Each year the editors of Pipe Lovers select the person who, in their opinion, has done the most to extend and advance the joys of pipe smoking. The award is announced annually in the December issue.

SKATERS PIPES is an interesting article about the unusual Dutch skaters who use their famous clay pipes for something other than smoking. You will find this article decidedly different from anything you have ever read before about pipes.

THE BARONITE MYSTERY PIPE describes this novelty from Europe and tells how it smokes, how it works, and the fun and pleasure one of these mystery pipes can bring you.

HISTORY OF G. B. D. is the next in the current series of articles describing the growth and development of leading pipe manufacturers.

PLUS

Ed Copeland's next discussion on how to evaluate a pipe, the latest items described on the news page, kinks and ideas on the Pipecraft page, Pro and Con, Blends and Blending, and the other regular departments found in every issue.

(Above schedule subject to change.)

SUBSCRIBE TODAY

BE SURE OF RECEIVING EVERY COPY AS SOON AS
IT COMES OFF THE PRESS

Rush This Coupon NOW With Your Remittance

Pipe Lovers Magazine
Long Beach 12, Calif.

Date.....

Enclosed Please find.....for.....year's subscription

to begin with the.....issue. Send to

1 Year - \$2.50 Name

2 Years - \$4.50 Address

City.....Zone..... State.....

() New () Renewal

1148

CLASSIFIED ADVERTISING

Classified advertisements are an inexpensive way of reaching pipe smokers everywhere. The cost is low—10c per word or 70c per line. Minimum, \$2.00. Cash must accompany order. Closing date, first of the month preceding month of issue.

For Sale

- **FIRST** quality pipes—straight grains—virgins. \$5.00 each postpaid. Send check or money order. PAVEAU, 9 East 48th Street, New York 17, N. Y.
- **ENJOY** clean sweet pipes. Wizard Pipe Sweetener is easy to use and guaranteed to clean and sweeten strong, sour pipes. One ounce bottle and 12 fluffy absorbent cleaners, 25c postpaid. Money-back guarantee. GENERAL PRODUCTS, Box 993, Owensboro, Kentucky.
- Blend your own pipe mixtures and enjoy the best. Write for free booklet "Tobacco Blending Made Easy", stating your preference of aromatic or non-aromatic tobaccos. GREEN RIVER TOBACCO COMPANY, Box 990, Owensboro, Kentucky.
- **PIPES** made to order. You draw the design, I make the pipe. \$5.00 to \$7.50. Jumbo sizes slightly higher. Send your design today and ask for quotation. Stems repaired. J. H. BRADSHAW, 1124 Linden, Long Beach 2, California.
- **POWHATAN** Indian Pipe. Send a dollar bill for a genuine "Powhatan" hand made Indian clay smoking pipe, replica of famous original Virginia antique. Long reed stem combined with porous clay bowl saturated with honey before kilning gives delightful smoking enjoyment. Postage prepaid. PAMPLIN PIPE CO., Box 100, Richmond, Virginia.
- **HAVE** 200 Algerian Briar smoking pipes made in London, England. They arrived slightly marred. Plum finish retails regularly at \$5, close out at \$2.00. Walnut retails at \$7.50, cut to \$3.00. Virgin delux \$10 cut to \$5. Good shapes. Your opportunity to secure fine pipes at low cost. Guaranteed. ENGLISH PIPE SHOP, 12643 Cedar Road, Cleveland, Ohio.
- **IMPORTED** French pipes—straight grains—aged virgin Algerian briar. \$5 each, postpaid. Send check or money order. ARTHUR MARTINEZ, 509 Fifth Avenue, New York, 17, N. Y.
- **AVOID** "PO" (pipe odor). Enjoy cool, dry, sweet smoking all the time. Our Pipe Refreshing Kit cleanses and sweetens bit, shank and bowl. No rank taste to smoke away. Pipe ready for smoking in one hour. For \$1.00 you get a four-ounce bottle of tasteless cleaner, big bunch of oversize fuzzy-wuzzy pipe cleaners, corks for shank, generous supply of tissues and a bottle of our Special Pipe Polish—a complete Kit for \$1.00 postpaid. Money refunded if not satisfied. PIPE SMOKERS SUPPLY CO., Box 917, Rochester, N. Y.

Pipe Making

- **STERLING** silver bands 8 to 21 m/m. 7/16 wide, 40c each, 6 for \$2, 12 for \$3.65. Nickel Silver, 35c each, 6 for \$1.75, 12 for \$2.80. All sent postpaid. WALTER DeLONG, 609 Russell Ave., Indianapolis 4, Indiana.
- **HEADQUARTERS** for Pipe Makers. Vulcanite bits 20c and up. 12 sizes to choose from. Churchwarden, 40c. Aluminum screw bit connectors 15c. Briar blocks in three sizes. Stummels. Factory rejects of \$5 pipes, 2 for \$1. Pipe Making kits 75c. Write for free literature. CARVAPIPE, 2829 V Dixie, Hamilton, Ohio.
- **PIPE SMOKERS:** Make your pipes. Instructions, stem, drilled briar block. Complete kit, prepaid \$1.75. Free literature. SMOKECRAFT, Box 44, Ampere, New Jersey, Dept. E.
- **HOME** pipe craftsmen attention. I have just received a shipment of Italian briarwood which is fully cured and aged—not the unseasoned wood which is so common. Standard shaped blocks 50c each postpaid anywhere. One dozen for five dollars. If you are not satisfied that this wood is as good as any at this price anywhere, return them and your money will be refunded. CARL E. MILLER, Box 21, Wilmington, California.

Wanted

- **Sales agents** wanted. Nationally advertised Engineer pipe. See advertisement page 322. Write today for proposition. GERHOLT INDUSTRIES, Romeo, Michigan.
- **WANT** to buy meerschaum blocks in any quantity. Send prices and description. C. E. MILLER, Box 21, Wilmington, California.
- **DUNHILL** Pipe Book and Pritchett's "Smokiana". CY PRUNER, 3807 S. Hill St., Los Angeles, California.
- **WANTED** Copies of February and March, 1946, and March, 1947, issues. Will pay full price (25c) for each copy in good condition. PIPE LOVERS MAGAZINE, 532 Pine Ave., Long Beach 12, California.
- **WANTED:** Antique pipe collection of about 100 to 200 pipes. Must be reasonable, and pipes in perfect condition. Write full particulars. Box 58, PIPE LOVERS MAGAZINE, Long Beach 12, California.
- **PIPES.** Representatives wanted for exclusive line of imported pipes, to retail for \$2.50 each. Sample line of 4 distinctive styles available now at wholesale cost of \$5.00. HOUSE OF LAWRENCE, Dept. S, 509 5th Ave., New York 17, N. Y.

Lighter Repairing

- **NOW.** Pipe and lighter repairs by air-mail. (We pay return postage) anywhere in the U. S. Pocket lighters \$2, table lighters \$2.50. Authorized Ronson agency, staffed by factory trained experts. Only genuine Ronson parts used.
- All makes briar pipes re-stemmed with "Black Diamond" para hard rubber bits, \$1.25. Special offer: Every pipe cleaned (outside) polished and waxed free. All necessary metal fittings replacements free. Meerschaums \$2.50; Calabash \$1.75. Cherrywood stems with bits \$1.75. Genuine Amber, Calabash, Meerschaum cups. Broken shanks at special prices. Submit pipe for free estimate. Terms: Money order or C. O. D. References: Bank of America and Chamber of Commerce. Attention dealers: Write for our wholesale price lists. **PIPE AND LIGHTER REPAIR FACTORY**, 2968 Adeline, Berkeley, California.

Collections

- **ANTIQUE** pipe collection. Beautiful carved meerschaums, large German and others. CHET. WENT, 323 So. Fifth Street, Elkhart, Indiana.

Miscellaneous

- **LIMITED EDITION** of Robertson's Smokers' Bible, with over 300 odd pipes pictured and hundreds more listed can be yours for 35c. This also entitles you to free Christmas edition mailed later. HOUSE OF ROBERTSON, World's Exclusive Unique Pipe Makers, Boise, Idaho.
- **INQUIRE** now for enrollment in the Thayne Pipe Sculpturing Course by mail. We furnish tools, imported briar with stem and complete instructions. Twelve lesson course teaches you to be an expert. HOUSE OF ROBERTSON, World's Exclusive Pipe and Tobacco Shop, Boise, Idaho.
- **NEW FALL** and winter list of imported tobaccos, pipes, etc. Complete list of all accessories sent free upon request. RAINEY YOUNG TOBACCO SHOP, Galesburg, Ill.
- **EARN EXTRA MONEY** selling subscriptions to Pipe Lovers to your friends. Liberal commission. You can also work up a profitable income by obtaining orders for monthly shipments to pipe shops and newsstands. Easy, spare time work. Every pipe smoker is a customer. Write today for full details and commission allowances. PIPE LOVERS MAGAZINE, 532 Pine Ave., Long Beach 12, California.