

# PIPE LOVERS

THE MAGAZINE FOR MEN



WHO ENJOY A PIPE

25c

October, 1947



## ANNUAL COLLEGE ISSUE

**Pipes Go to College** ♦ **Smokehouse on the Campus**  
**Connie's Carvings** ♦ **How to Make a Bull Moose**

Created for

LOVERS OF PIPES

by the World's foremost pipe designer


ROBERTSON RARE QUANTS



CRAZEE  
\$15.00



KOBBER  
\$12.50



PROFESSOR  
SNOZZ  
\$12.50

Pipes that are an entire breakaway from known shapes. Hand made from the finest imported briar by Thayne Taylor and Jack Robertson.

At your favorite pipe shop NOW—  
or write to

**house of Robertson**

WORLD'S EXCLUSIVE

PIPE AND TOBACCO HOUSE

203 NORTH 9TH STREET

BOISE, IDAHO



GET THIS AMAZING NEW  
PIPE RACK FOR YOUR CAR!

Don't make your p't pipes pedestrians. Get a *SUN VISOR PIPE RACK* for your car. Holds all different pipe shapes and styles. Makes your favorite briars easy to get while driving—drains them properly. Drop a dollar in the mail right now and we'll send you a *SUN VISOR PIPE RACK* postage FREE! Dept. PL1.

FAIRFAX SALES CO.

111W. 7th St. Los Angeles 14, Calif.



# Questions and ANSWERS

By **KEN BROWN**

If you have any question concerning pipes, tobaccos, or related subjects, Mr. Brown will be glad to answer them for you. Write to him in care of this magazine. Be sure to enclose a self addressed stamped envelop for your reply.

**Q. Which type of a canister is better, a transparent one made of glass, or the opaque kind such as those made of earthenware or pottery?—B. F. C., Macon, Ga.**

A. I have used both kinds and cannot tell any difference. Some smokers claim tobacco should be stored in the dark to retain its natural flavor. Perhaps for storing purposes this is true, but for a ready supply to be placed on the library table or in the den, the time is so limited that the difference, if any, would be very slight indeed.

**Q. What is a Karen pipe?—G. D. W., Buffalo, N. Y.**

A. A Karen pipe is named for the residents of southern Burma who make the pipe from either naturally or artificially curved cane into which a more slender cane is inserted as mouthpiece. The larger is hallowed out to hold the tobacco. They are highly ornamental with brass rings and often inlaid with metal.

**Q. Is any pipe really worth \$15 or \$20? I refer to ordinary briar pipes, not collector's pieces or something specially made.—L. P. V., Lubbock, Texas.**

A. Is an artist's painting worth \$10,000 when a ten cent store picture will cover the spot on the wall just as well? If you want to cover a spot on the wall, any picture costing a dollar or less will serve the purpose very well, but if you appreciate fine art, fine workmanship, the skill of an expert at his trade, then you will want as fine a painting as your means will allow. You will then show it to your friends so that they, too, may appreciate it.

The same is true with a pipe. A dollar pipe gives off smoke, and good smoke, too, but I don't believe you'll exhibit it among a group of pipe smokers with much pride or enthusiasm. If you want

to own a really fine piece of workmanship, a pipe made by an expert of choice briar, well balanced, beautifully finished, then you must expect to pay for it.

Of course, there are times when you will get cheated. You can often pay \$10 for a \$5 pipe, but it is very seldom that a man pays \$5 for a \$10 pipe. But when you pay \$10 for a \$10 pipe, you have something to be proud of, if you're among that class of smokers.

**Q. A friend of mine recently asked me 'What is the best tobacco to smoke?' How would you suggest I answer him?—S. F., Wheeling, West Va.**

A. There is no answer to that question, any more than there would be as to which is the best ice cream to eat, chocolate or vanilla. Each individual has his own taste and preferences, and it is purely a matter of choice. I suggest you point out to him that price does not determine the "best" tobacco. It is the taste buds in the mouth together with the smoker's habits and requirements that finally decide what tobacco he will find most to his liking.

I know bank presidents that smoke ten cent tobacco, and clerks in the corner grocery that must have a fifty cent blend. It's not the price or name on the package, but the taste and flavor in the package that counts.

**Q. What is a dudeen?—R. K., Toronto, Ont.**

A. A dudeen is a short pipe.

**Q. What is vulcanite?—G. R. T., Baton Rouge, La.**

A. Vulcanite is the processed sap of India rubber trees. When used as bits for pipes, it is usually very hard and the stems are carved out of it. There is also a softer variety which is not as satisfactory.

A MONEY OF A TOBACCO!

**COOKIE  
JAR**

R. R. TOBIN TOBACCO CO.  
406 Woodbridge Ave.  
DETROIT 26, MICHIGAN



25¢

# Pipe Smoking Contests

CONSIDERABLE INTEREST is being shown throughout the country on the subject of pipe smoking contests. Since the article appeared in last month's issue, several pipe clubs as well as other groups have written to PIPE LOVERS Magazine asking for more information, including complete rules and particulars.

The initial contest was originally held in the Chicago area, with competition coming from pipe smoking employees of the Ford Motor Company, Pullman Company, Buda Company, Western Electric Co., and Illinois Central Railroad.

Preliminary contests were held among the employees of each plant, and the finalists then met for the grand sweepstakes in Chicago's Fair Department Store as reported in last month's article.

The Mohawk Pipe Club, Schenectady, New York, has already slated a pipe smoking contest among its members based upon the Chicago event, and officials of Marxman Pipes of New York, originators of the idea, plan to conduct a series of similar contests throughout the nation's leading universities and colleges within the next few months.

In order that these contests may have some basis of regularity, some set of standards should be established which may be followed by each group conducting a contest, thereby permitting the results to be comparable on a national scale.

In the Chicago contest, the following procedure was followed, and until such time as changes are desired, it

may be used as the official contest plan:

1. A committee to serve as judges for the contest is first appointed. They are to have complete jurisdiction over the contest and its operation at all times.

2. For the preliminary or qualifying round, any pipe may be used. For the final round, the pipes should be approved by the judges' committee to make sure they are as equally alike as possible.

3. The tobacco smoked must be the same kind and brand throughout the contest. Each contestant is given 1/16 of an ounce (a normal pipe load) which must be accurately measured by weight. Each contestant may pack his own pipe in any way that he desires.

4. Matches are used to light the pipes, with each contestant being given one *and only one*. Matches all should be of the same type.

5. At a starting signal from the judges each contestant promptly lights his pipe. No re-lights are allowed.

6. The man who keeps his pipe lighted the longest is the winner. Judges shall declare a man disqualified when, upon their request, he cannot produce visible smoke from the mouth.

The winning time in the Chicago contest was 87 minutes and 45 seconds. PIPE LOVERS will try to keep a tabulation of winning times in all smoking contests held, and will appreciate official notification of the results so that this information may be reported promptly in each issue.

## This Month's Cover

AS A SALUTE to our annual college issue, this month's cover features a college theme. The picture portrays a real pipe dream come to life, and was a float used in the annual Round-Up Parade at the University of Texas in Austin, Texas.

The float, constructed on a huge motor truck, was entered by the Beta Theta Pi sorority along with 57 other floats, and took first prize in the

"unique" division.

The parade is one of the high spots in the University's ex-student reunion.

In working out the theme for the float, the girls wanted to illustrate old Prince Albert himself coming to life and dreaming up a vision of what he might see as the smoke curls upward from his pipe. That vision is represented by one of the most attractive girls in the sorority.

EMPEROR

THE PIPE  
THAT KNOWS  
NO PEER



EMPEROR  
IMPORTED BRIAR

Look for this  
Hallmark of Quality

FOR symmetry, for rugged strength, for rare beauty of costly imported briar—here is true perfection.

Every Emperor is a masterpiece created in the custom tradition. It is fashioned of the world's choicest briar—hand-fitted with mouthpiece of traditional design—equipped with removable aluminum cleaner to suit your smoking mood.

Truly, your Emperor is a pipe you can discuss confidently with any pipe-lover.

The shape illustrated above can be had at  
\$3.50 \$5.00 \$7.50

**EMPEROR PIPES**

Empire Briar Pipe Co., Inc.  
608 Fifth Avenue, New York 20, N. Y.

# If You Are a REAL Pipe Smoker

—you'll find PIPE LOVERS just what you've been looking for, because it's all about pipes.

From the beginner to the veteran,—the novice to the connoisseur—anyone who is the least bit interested in pipes will find PIPE LOVERS to be the magazine he has been waiting for.

## MONTHLY ARTICLES

treat such subjects as how to blend tobaccos, where briar comes from, how to care for a good pipe, things the other fellow has found worth while in pipedom, what's new, and other interesting and timely articles, each one of great value to the man who enjoys a pipe.

25c Per Copy—  
\$2.50 Per Year



For Sale at All Leading Pipe and Tobacco Shops

Send in Your Subscription TODAY



THE MAGAZINE FOR MEN WHO ENJOY A PIPE

532 Pine Ave.

Long Beach 12, Calif.

# PIPE LOVERS

THE MAGAZINE FOR MEN

WHO ENJOY A PIPE

Dedicated to the Interests of Over 20,000,000 Pipe Smokers

## THE NATIONAL PIPE MAGAZINE

Vol. II—No. 10

October, 1947

### CONTENTS

#### General Articles

<b>Pipes Go to College</b> - - - <i>Carl Chambers and J. Patterson</i>	300
<i>Students and faculty members reveal definite ideas.</i>	
<b>Smokehouse on the Campus</b> - - - - - <i>Paul Pearson</i>	302
<i>His idea was to give pipe lovers something they wanted.</i>	
<b>Connie's Carvings</b> - - - - - <i>Jack Lloyd</i>	303
<i>Pipe carving is revived by this New Jersey school girl.</i>	
<b>I Didn't Know</b> - - - - - <i>Robert Aldrich</i>	304
<i>Suggestions are given to aid the beginning pipe smoker.</i>	
<b>Assistance in Blending</b> - - - - - <i>C. A. Lockwood</i>	305
<i>Marketing Class at Kentucky U. learns pipe smokers preferences</i>	
<b>How to Make a Bull Moose</b> - - - - - <i>J. H. Bradshaw</i>	306
<i>Second in a series tells how to make this rather difficult shape.</i>	
<b>Pipe Smoking Contests</b> - - - - -	295
<i>Considerable interest is shown in contest idea.</i>	

#### Departments

<b>Blowing Smoke Rings with the Editor</b> - - - - -	298
<b>Collector's Page — Collection Started in College</b> - - - - -	308
<b>Pipe Clubs</b> - - - - -	312
<b>Pipecraft</b> - - - - -	310
<b>Pipelines</b> - - - - -	297
<b>Pro and Con</b> - - - - -	316
<b>Pipoddisies</b> - - - - -	318
<b>Questions and Answers</b> - - - - -	294
<b>What's New</b> - - - - -	314

Cover—A winning float in the recent Round-up Parade at the University of Texas carries out a pipe smoking theme. Further details of this "Pipe Dream" may be found on page 295.

Editor and Publisher - **George W. Cushman**

Associate Editors - - **Ken Brown**  
**Richard L. Gordon**  
**Hal E. Heintzelman**  
**James Morrison**

Representatives  
New York—**Brand and Brand**  
366 Madison Avenue  
Vanderbilt 6-3417

Art Editor - - - - **BOB BARNES**

Pipe Lovers Magazine is published monthly by Cushman Publications, editorial and business offices located at 532 Pine Avenue, Long Beach 12, California. George W. Cushman, owner and Publisher. Entered as second-class matter January 21, 1946, at the post office at Long Beach, California, under the Act of March 3, 1879.

Entire contents copyright 1947. No material may be reprinted either in whole or in part without special permission, unless the source is given.


Ideas and opinions expressed in signed articles do not necessarily represent those of the magazine.

Subscription rates: To addresses in U. S. A. and possessions, \$2.50 per year, two years \$4.50; foreign countries including Canada and Mexico, \$3.50, two years \$6.50, single copies 25c, foreign 35c. Back issues the same. All subscriptions are payable in advance and should be sent to Pipe Lovers Magazine, 532 Pine Avenue, Long Beach 12, California. Report change of mailing address promptly giving both old and new address. Allow two weeks for change to take effect.

Advertising rates and requirements sent upon application. Publisher reserves the right to ask to see samples of products advertised and to request references from new advertisers.

Manuscripts and photographs submitted for editorial consideration must be accompanied by return postage. Publisher cannot assume responsibility for unsolicited manuscripts.





### Tool Kit

DEAR SIR:

Every pipe smoker should own a pair of pliers, a small tool file, and if possible a cork screw. What for? So that when the bowl burns out you can save the stem, and when the stem wears out you can save the bowl. In this way you don't throw away good parts.

You may have to do a little refitting job, so for this reason the tools are needed.

When I break in a new pipe I spread a thin coating of honey, jam or jelly inside the bowl. After inserting a pipe cleaner in the pipe I take the tobacco and roll it in my hands until it becomes an egg shaped ball. This is then eased into the bowl in such a way that the honey is not pushed to the bottom. It is tamped down just a bit.

The cleaner is now removed, and the smoke will be most enjoyable. Don't scrape out the honey coating, but smoke a second and a third load exactly as the first. From then on the pipe will be sweet and flavorful.

SGT. JAMES M. MITCHELL  
Camp Hood, Texas

### Cartridges

DEAR SIR:

As yet I haven't tried the tobacco cartridges written up in a recent issue, but I tried something similar when I was in England. The idea is like that of the cartridge, but instead of the tobacco being in a spun glass sac, it was made in pipe bowl size pieces or chunks, apparently having been made from a piece of sliced plug.

This is then placed in the bowl as is and lighted. I thought they were a convenient way of carrying tobacco.

By the way, have you ever heard of the pipe known as "Smokarol"? I got one in England some years back and was surprised to see that it was stamped "Made in U. S. A." My wife refers to it as my smoke-in-bed pipe as that is about the only way it can be smoked without letting the tobacco fall out. Can you tell me who made this pipe?

JOHN L. BYRNE  
Millbury, Mass.

Can any of our readers furnish this information? We will send it on to reader Byrne.—ED.

### Pipe Photos

DEAR SIR:

I have combined my two hobbies of pipes and photography, using my camera to photograph some of my favorite pieces.

But I cannot get my pipes to stand up as you do in some of the pictures appearing in your magazine. Would you be kind enough to tell me how this is done, or is it some kind of a secret?

GERALD STONE  
Peoria, Ill.

No secret. Our staff photographer says he uses a small pellet of molding

It's **NEW**, it's **DIFFERENT!**

**BREAKER**  
aromatic  
smoking mixture



A blend designed and processed to bring out the natural flavor of each tobacco, produced by master tobacco blenders after years of research and testing.

**FRESH** from blender to **YOU!**

TRUE TOBACCO FLAVOR  
MILD, PLEASING AROMA

Order by mail, **\$2.00**  
one pound can.....

**TOBACCO BLENDING CORPORATION**  
LOUISVILLE 1, KENTUCKY

**A FREE  
SAMPLE**

will convince  
**YOU**



Patent Pending

**THE "CHIN WARMER"**

Made with small, medium or large bowl  
J. P. Clymer, 726 Lehigh Ave., Lancaster, Pa.

Hand Made from the Finest Algerian Briar.

Genuine Lucite Stem.

Beautiful Natural Finish.  
No Varnish or Laquer.

Stands On Its Own Base.

Hangs Close To The Face,  
and Is Very Light on  
The Teeth.

**The Pipe Of Pipes**

Made In 3 Models  
Priced According To The  
Quality Of The Briar.

**\$7.50, \$10.00, \$12.50  
\$15.00**

Cool - Sweet - Dry  
Straight Stem Also Available

## Pipe Smoker of the Year . . . . .

Who will be Pipe Smoker of the Year for 1947? Who do you know who has made a worthy contribution to the pipe smoking fraternity? Tell the editors of this magazine about him NOW so that he may be given full consideration when the final award is made.

Nominations must be received by October 15



**H**ERE IS A true story. A very good friend of ours was in a strange town recently attending a luncheon at a hotel. Arriving early, he decided to visit the local pipe shop.

He walked in, looked around, and found the atmosphere to be very much to his liking. He happened to have a pipe with him that had a broken bit, so decided to have it repaired at this shop.

He asked the proprietor if the bit could be repaired, and how soon it would be ready. When the proprietor said the next day he replied that he was in town only for a couple of hours, so the pipe would have to be mailed to him.

"In that case," said the proprietor, "call back after your luncheon and it will be ready for you."

The smoker expressed his pleasure at the rapid service, inquired what the charge would be, and left.

When he returned for his pipe early in the afternoon the proprietor was out, but the clerk gave him the repaired pipe to which was attached a tag which said "no charge."

"But why?" inquired the owner of the pipe. "I expect to pay for the repairs."

"I don't know," said the clerk. "The boss made no comment. All I know is what the tag says: No charge. Here's your pipe with our compliments."

**S**OMEWHAT perplexed at the unusual incident, he pressed the clerk further. Was the repair job faulty, that no charge was made? No, the clerk said, it was perfectly all right. Was it customary to repair a pipe for a total stranger without cost? The clerk replied that occasionally the boss did such jobs free for good customers, but it was unusual he ad-

mitted, that this should happen to a total stranger.

The owner took the pipe and started from the store. In a few minutes he returned. Curiosity had gotten the better of him. "When do you expect the proprietor back?" he asked the clerk. "I must have an explanation."

"Should be back now," was the reply, and at this the perplexed stranger decided to wait. Before long the proprietor returned.

"Did you get your pipe?" he asked. "Was it satisfactory?"


"Yes, a fine job," was the answer. "But tell me, why did you make no charge? And to me, a total stranger?"

**A**T THIS the proprietor turned his head as his face broke into a smile. For several minutes he didn't utter a word. Then he said slowly, "Every day men come in here to have pipes repaired. Some of the pipes I don't even like to touch. They are shoddy, beat up affairs, the victims of rough treatment. Such men don't know pipes, they have no affection for them."

Then turning to the still puzzled stranger he said, "But you are one in a hundred. Your pipe was in excellent condition. I could tell you loved that pipe, for I could see that it had had the best of care, in spite of your recent accident which broke the stem.

"I like to see a man who has respect for his pipes. You are one of these—a true pipe lover, and it was such a pleasure for me to work on your pipe that I preferred not to charge you. Please accept the job with my compliments."

This is an actual incident, and the pipe shop proprietor was exactly right in what he said, for the stranger has been a pipe smoker and pipe lover for over 40 years.



(Continued)

clay under the bowl of the pipe. In instances where it is visible in the finished photograph it is painted out with an air brush.—ED.

### Smoke Blending

DEAR SIR:

That article on blending the smoke instead of the tobaccos was something. As soon as I read it I sort of chuckled to myself at the thought of the idea. It seemed funny to me—at first.

Then the more I got to thinking about it, the more I itched to try it. Well, to make a long story short, I did. I connected three pipes together with rubber tubing as the article suggested, but I didn't like the rubber flavor so I got nylon tubing.

Then I had a picnic experimenting with different kinds of tobaccos. And I have a lot left to try. It's the most fun I have had in years, and I can surely recommend it for those who would like to try something different. Thanks for leading me to something new and novel.

LARRY BUTTERS  
Wheaton, Ill.

### Tobacco Blending

DEAR SIR:

I have been watching for articles on tobacco blending. I have dabbled a bit in this subject and find it amusing, but I feel I have lots to learn and would like more information about tobaccos, and some of the finer points in blending them.

DON WHITMER  
Charlotte, West Va.



### Blind Smokers

DEAR SIR:

In my opinion one of the best articles yet to appear in any issue was the one last month concerning the blind pipe smoker, Mr. Hanssler. I have always heard it stated that people enjoy only the sight of the smoke, and that therefore if a man were blind, he wouldn't smoke as there would be no enjoyment in it for him.

Mr. Hanssler's enjoyment of pipe smoking certainly disproves this theory which I never believed in anyway.

ROBERT CALDWELL  
Buffalo, N. Y.

DEAR SIR:

The article on the blind man enjoying pipe smoking will help me settle a long standing argument between myself and a close friend of mine. Needless to say I will show this article to him and let him see that smoking a pipe is much more than merely watching white smoke disappear into thin air.

T. SIBLEY  
Alameda, California

# IT'S HERE!!

## TODAY — THE *Ricketts*



**\$6.50**

## PIPE OF TOMORROW

Modern as a jet take-off, sleek as a Shooting Star—an innovation in pipe design—a revelation in pipe-smoking enjoyment—that's the RICKETTS Pipe.

Carefully fashioned of hand-turned, genuine imported briar—combined with precisely machined, non-breakable bakelite barrel and bit, and duralumin shank—a blend of revolutionary design and skillful engineering achieve this triumph of pipe craftsmanship.

Here are a few of its features:

- Easily removed settling bowl, to trap the bitter juices and harmful nicotine tars.
- Maple bushing inside shank, and a fine clearance between shank and barrel, affording **double** protection against transmission of heat to the condensation chamber.
- Smoke travel of a length never before achieved.
- **Smokes cool—feels cool—IS cool.**
- Can be cleaned of natural condensation while it is being smoked, without once losing the light—just by unscrewing the settling bowl and blowing through the stem.

- Genuine imported briar bowl guaranteed for **SIX MONTHS**, all parts guaranteed for the life of user. Registration card furnished with each RICKETTS Pipe.

See the RICKETTS Pipe today at your favorite pipe counter. Marvel at its modern design—note its even balance—take it home and enjoy its cool, mellow flavor.

If you want the finest of pipes, Say RICKETTS! (It's on everybody's lips).

SEE IT AT YOUR DEALERS TODAY. If he is sold out, write for free descriptive folder telling all about the cooler, drier smoking RICKETTS.

**A FEW DISTRIBUTOR TERRITORIES  
STILL AVAILABLE**

Chase & Capra,  
2968 Adeline St.,  
Berkeley 3, Calif.

Please send me your free descriptive folder.

Name.....

Street.....

City..... State.....



College campuses like this one at the University of Texas are again alive with students everywhere as the fall semester gets under way.

# Pipes Go to College

Students and Faculty Members  
At Texas University Present  
Their Ideas Concerning Pipes

By CARL CHAMBERS and J. PATTERSON

(Students, University of Texas)

**P**IPE SMOKING in by-gone days was regarded by many as a pastime for retired businessmen and aged veterans of long-past wars, a symbol of age and tranquility. But any visitor

to a college campus today will see ample evidence that young men are finding as much pleasure in smoking a pipe as old folks ever did.

The University of Texas probably is

typical in this respect. Drop around for chats with students and faculty members who keep a pipe as a constant companion, and you will find them all willing to talk with the freedom of a man discussing something of which he is very fond.

Pipes must be close to the heart of Wymond French, Professor of Journalism at Texas U. Under the present housing shortage the only condition upon which he and Mrs. French could rent a suitable apartment was that neither would smoke in the house and when a man smokes his pipe on the front porch during the wind and penetrating cold of a Texas norther, you can be reasonably sure he's a pipe lover.

Smoking, the house owner had informed them, was out of the question for his new apartment. So Professor French observed the neighborhood, forecast the weather, and enjoyed his pipe on the front porch, remaining a complete non-smoker as far as the inside of the house was concerned.

**W**HEN THE PROFESSOR was ten years old he was tempted to try his father's pipe. He was forced then to admit it was a little advanced for him. But since then, and for many years he and his pipes have been "inseparable companions." He smokes constantly, except when in classes or actually asleep.

An expensive pipe gives a sweeter and more satisfying smoke, Professor French believes, and his favorite pipes are plain with straight stems. He keeps his collection of about twelve where they'll be handy; in the glove compartment of his car, on his desk, in his briefcase.

Pipe smoking contributes to the serenity of his wife, Professor French firmly believes.

"I've embarrassed my wife many times by smoking at formal affairs," he admits, explaining that he loves to smoke during a meal. One time, before he was married, his landlady, while cleaning his room, discovered a favorite pipe of his—black, charred, and scratched—on his desk. Out of sympathy, she polished it to a face-reflecting gloss with floor wax.

"I tasted that for weeks," he laughs. "But she meant well."

Professor French is careful to note the varnish on a pipe before attempting to break it in. Two good thorough smokes, on a day when he can stand to "recover," does the trick.

"Suppose it's the kid in me," he says concerning his love of lighting matches, which he does constantly as a nervous



smoker whose pipe has to be re-lighted incessantly.

**T**HERE IS at least one faculty member here on the Texas Campus who finds pipe collecting an interesting avocation. He is Dr. William A. Nielander.

Dr. Nielander's interest in pipes was first aroused while a student at the University of Pittsburgh when he realized the profit that could be gained from the sales of unusual pipes and so became a campus salesman of them. He turned his attention to collecting, though, only about ten years ago.

Several of the foreign pipes were sent from students stationed in England, where Dr. Nielander himself served as chief of the U. S. Army's American University at Shrivenham, England. But Dr. Nielander laughingly admits he found no rare pipes on the isle and had to be content with those the PX provided.

Favorite pipe of this genial, popular professor is an English Churchwarden, distinguished by its long, slim stem.

Most treasured among the collection is a pipe with long carved stem and white china bowl with a delicately handpainted fawn. This odd and exquisite pipe belonged to Dr. Nielander's greatgrandfather in the Bavarian Alps more than a hundred years ago.

Unique, too, is the small, intricately carved "wooden shoe" which came from Holland where even there such pipes are rare finds. Another pipe that never fails to attract the attention of Dr. Nielander's classes is a small football with short stem.

Also included in the collection is an odd, square briar which Dr. Nielander sheepishly admits he carved himself but never finished the details. There's a "Missouri meerschaum", too, the type publicized by General MacArthur, and commonly known as a corncob.

There's a calabash from South Africa and a "Dutch Meerschaum", also. There are odd pipes from Ireland, and an English Cholmondy from a former student.

Pipes have again become associated with this former head of Food Distribution Section of OPA since his return to the University as they were in pre-war days. He often stirs campus comment with the unique pipes he smokes in classes, and shocks students by bringing a different pipe to class almost every day.

But despite his love for pipes and the unusual hobby that attracts the interest of students and colleagues alike, Dr. Nielander finds one obstacle. Despite his enviable collection and the pleasure he finds in smoking these unusual pipes,

"I'm only allowed to smoke in one room of my home," the professor says with a grin.

**T**URNING NOW to the students themselves, we find numerous opinions on pipes. "Bro" Aubul, University engineering student who himself smokes from the 6:30 morning alarm until bedtime at 12:30, says you're as likely to find his dad smoking a pipe on the front porch in the middle of the night as at seven, immediately after their evening meal. And a man who will get out of bed anytime from midnight to three o'clock in the morning for a pipeful of his favorite tobacco, is marked as an absolute lover of the bowl.

"If he wakes up and can't sleep," Bro explains, "he'll get up and go out to smoke his pipe."

Bro began smoking a pipe when he was aboard ship in the Navy. He likes a pipe now, especially when he's studying. One-half pound of a mild aromatic tobacco lasts him ten days and since he sticks to one pipe, scraping is an every-night job. Any solvent with aromatic to rinse the bowl is the method of cleaning his pipe which he keeps, when not in use, in a single clay holder.

"It's discouraging," Bro grins in understatement, "to drop a pipe and crack or break it just when you've finally gotten it broken in."

Bro believes using straight tobacco is the "long, hard way" to break in a pipe. Some type of moisture or honey cuts the

period of breaking in down to one week, helping to form a cake in the bowl.

A medium bowl, thick but light weight, is his preference for campus smoking. And he will pay five dollars any day for a pipe that won't break. About smoking in night clubs, "Well, no . . ." he said. But while drinking beer, by all means.

**H**AROLD SPEARS, University mechanical engineering student, says he got his first pipe from a University drug store to have something to chew on while studying. He smokes almost constantly in classes when it is permitted, carrying two pipes and switching from one to the other.

One or two months, Harold says, is the usual time he finds necessary for breaking in a new pipe. Soaking in water for twelve hours helps, he believes, and he uses straight tobacco. He laughs about having one Meerschaum in the process for three years . . . "and it's still not broken in."

He smokes wherever he wants to, regardless of convention, but won't consider the fancy pipes affected by occasional Joe Colleges. He would some day like to own a Calabash.

Herb Waltzer, University pre med student, began smoking a pipe when he was nineteen. "I thought it looked dignified and I needed dignity at the time," he smiles. Now the cleaning out and packing of a pipe gives him something to

*(Continued on page 318)*

**Dr. Neilander is an enthusiastic pipe smoking collector at the University of Texas. These are some of his unusual pipes which have been given to him by former students.**



War veteran Frankel surveyed the needs of college students at the University of Texas before he built his "Smokehouse on the Campus". This interior and exterior of his shop are more and more becoming familiar sights to the pipe smoking students of Texas U. Frankel strives to please his customers, providing them with the type and kind of pipes and tobacco they demand. He expects to organize a pipe club in the coming weeks.



This Young Veteran Surveyed The Needs of College Students Before He Opened His Shop

**A**T AUSTIN, the capital city of Texas, seventeen thousand students range the University of Texas' campus. Of these, nearly thirteen thousand are men, three-fourths of whom smoke a pipe—either exclusively or occasionally.

Each of these pipe lovers wants and buys pipes, either to add to his pipe collection or to replace an aged relic adhesive and glue can no longer hold together.

These were the findings of H. Frankel, enterprising young Austin veteran, after a campus-wide survey on the subject.

Immediately, uppermost in his mind came these questions: Where do all of these pipe lovers turn when in need—when they want to replace an old pipe long past its usefulness or to replenish their pipe collection? What stores furnish these pipe lovers an outlet for their passion?

Drug stores handle a line of the popular brand pipes and perhaps a sprinkling of the better grades, but no wide selection to choose from. The variety and five-and-tens? At best, a limited choice there. Other possibilities? A pipe here and there maybe, but certainly no pipe paradise to be found in the whole of the city. As he

## Smokehouse on the Campus

By PAUL PEARSON

(Student, University of Texas)

thought it over, the solution soon was obvious. "What the campus needs is a pipe specialty shop," thought Frankel. "An exclusive pipe store devoted to pipes and tobacco. A place where a pipe lover can go and choose from a wide and varied selection of the pipe he really wanted—not just a substitute for his old one."

Frankel realized the opportunity of fulfilling this long-felt need through the channels of a right profitable business. He set about establishing his idea into a reality.

Locating in a small shop just off the "Drag", he busied himself tying up all the loose ends of framing a small business, and began studying his problem.

What does a college man want in a pipe? What influences modern pipe buying?

Quality first for the long-time pipe smoker, determined Frankel, and variety

in the low-price field for the beginner. He found also, that college men don't go in much for collecting at present. The main reason being that a majority are veterans struggling through school on their subsistence allowance from the government. This necessarily holds down spending and limits pipe lovers to useful pipes only, for the time being.

However, each college pipe smoker invariably has two or more pipes—designed, primarily, to suit the occasion, one for studying and one or more for "looks" on the campus.

Therefore, "my stock must include all the better grades and stubby pipes, straight pipes and curved, conventional pipes and picturesque, odd and unusual. I must make available to these pipe lovers a pipe for every occasion."

This he promptly proceeded to do although "good pipes are hard to get." His

first step towards the realization of his dream was to paint a five-foot pipe over the doorway of his pipe paradise. And the name, appropriately chosen, was "The Smokehouse."

From the very start the enterprise was a success. Pipe lovers loved the idea. "The Smokehouse" now claims nearly all of the student pipe trade and is fast developing the faculty's trade in pipes. And, although he caters largely to university trade, Frankel doesn't neglect his local resident trade. The word-of-mouth campaign started by satisfied customers on the campus spread quickly throughout the city, enhancing city development.

Not satisfied with merely replacing pipes, Frankel instituted a pipe repair service and offered the only three-day service to be found in the city. Now, battered and elderly pipes come in;

(Continued on page 320)

# Connie's Carvings

## Young New Jersey School Girl Turns Out Hand Carved Briar Pipes During Her Spare Time

By JACK LLOYD

**W**HEN CAPTAIN KEET U. S. Army, sent his young sister in Ridgewood, N. J., a souvenir briar block from the shores of Italy, he didn't know it would be the beginning of a new pipe carver—and a woman pipe carver at that.

But that is exactly what happened. When his sister, a graduate of Ridgewood High School and a student at the Franklin School of Professional Art in New York City, received the briar block, she confesses the temptation to carve it was overwhelming, and before long she had completed her first hand carved pipe, which she called "Pipe Dream." She presented it to her brother-in-law.

Says Connie, "What began as a pastime soon revealed it had commercial

possibilities when two friends upon viewing my first attempt, each wanted me to make another one which they desired to give—of all things—to the same man, Maj. William "Bull" Evans-Smith, now in Japan, and smoking the pipe I made for him." Connie says this pipe bears a stylized bull's head having a sterling silver ring in its nose, a carved cabbage rose between its teeth, and the owner's monogram in relief on the back side of the bowl.

Definitely of an artistic nature, Miss Keet admits she became actively interested in Art when she was a student in Ridgewood High. Her talents were further emphasized when she was awarded the School Art prize upon graduation.

Even before her final year she had

begun to attend the Franklin Art school, going to classes on Saturdays and during vacations. It was during these commuting trips between her home in New Jersey and the school in New York that she carved her first two pipes.

"The people on the bus were quite interested in my carvings, and one of them suggested I put them on display in a Fifth Avenue pipe shop. This has since been done, and some of my more favored pieces may now be seen in the window of this store."

Connie says at first she had considerable difficulty obtaining choice briar blocks from which to carve her pipes, and then finding someone who would do the preliminary lathe work and get the pipe all ready for her knife to begin.

She knows exactly what she is going to do before she starts in. The block is studied to make sure it is free from flaws which might otherwise spoil a nice design as well as destroy many hours of effort. She also sees that the pipe is large enough to take the intended design so that it will be in correct size and proportion when completed.

**A**LL OF HER WORK is done by hand with a few tools. "The knives must be sharp," she says. "Dull tools require much more time and are more likely to damage the carving. The briar itself is rather tough and for that reason alone the tools must have a razor sharp edge."

Prior to her pipe carving, Miss Keet  
*(Continued on page 320)*

Miss Keet, New Jersey school girl and one of few women pipe carvers, surrounded by examples of her artistry. Left above a monogrammed pipe; below, "Wine, Women and Song," (Wein, Weib, und Gesang). Right above "Open Hands"; below, "Prow Lady".



# I Didn't Know

## Fundamentals of Pipe Smoking Are Presented in an Effort to Help the Beginning Pipe Smoker

By ROBERT ALDRICH  
(Student, Princeton University)

AS A PIPE SMOKER, I don't pretend to be the world's champion, or even a connoisseur of many years experience, but in the few months that I have come to know a pipe, I have found a new pleasure, and experienced a different view of things, for looking at the world from in back of a pipe has in several ways changed my perspective.

Since buying and smoking my first pipe about two years ago, I wish someone had told me a few simple pointers about pipes and tobacco that I have learned "the hard way", meaning, of course, by experience. As a possible favor to fellow students here at Princeton University and at other colleges and universities throughout the country, I should like to point out some of the little things I have come to know—the little things I wish someone would have told me when I bought my first pipe and lighted it.

All pipes looked alike to me—and I didn't know one name from another, let alone the shapes. I picked out what seemed to me to be a good pipe, paying 50c for it. And since I didn't know anything about tobaccos either, I purchased a tin of a popular brand for ten or fifteen cents.

Had anyone told me there was lot to smoking a pipe, I would have laughed at them. Fill up the bowl and light it was all, I thought, and that's just what I did. No one told me to draw slowly, and I started out the store with my shiny new pipe and wisps of smoke trailing after me.

FOR SOME REASON the bowl of that pipe became awfully hot—so hot I couldn't hold it. Naturally I

assumed this was customary, and didn't give it too much thought. A few minutes later I saw the varnish on the bowl begin to blister. Then I knew for sure my pipe was smoking too hot. But why? I didn't know what I was doing wrong—or maybe the pipe was defective. I believe it was at that moment that I suddenly realized there was a bit more to smoking a pipe than I thought there was.

Well, I didn't smoke the pipe any more and went back to the house where I lived and asked some guarded questions of other fellows living there who were veteran pipe smokers.

What makes a pipe smoke hot, I asked. Drawing too fast or too rapidly was the answer. The tobacco, too, has much to do with the pipe smoking hot. Thus I had learned one of the most impor-

tant things to know about pipes—that for a cool smoke they must be smoked slowly.

Why did the varnish blister, I wanted to know. Obviously, because the pipe became too hot, I was told. I examined some of the pipes these other smokers had and noticed they had no varnish on them. When I asked why, I was told that many veteran smokers prefer the virgin finish with nothing more than a light waxing to give it a shine. Varnish, I was told, covers up the pores of the wood and won't let the pipe "breathe". Such pipes also have a tendency to smoke more cool, I was informed, since the heat was not sealed in as much as is likely to be the case when a varnish or paint covering has been applied to the bowl.

Feeling I really knew most of what there was to pipe smoking now, I proceeded to smoke more or less regularly, drawing slowly, and enjoying the pipe to the utmost.

IN ABOUT A WEEK the pipe began to lose its sweet taste it had at the beginning. It was altogether different now, and the tobacco seemed to be going stale. Again I approached my friends of longer experience. You probably don't give your pipe any rest, I was told. It never gets a chance to dry out. Any pipe needs several days rest for this purpose. But I had been using pipe cleaners religiously, and all the tobacco juices were wiped clean each time. That wasn't enough, I was informed. The pipe must rest for several days where the air can reach it and thoroughly dry it out. I should have more than just one pipe. One for each day in the week was the ideal set-up. So pipe

(Continued on page 322)



"And you thought I'D sell HIM some pipes."



A student at the University of Kentucky interviews a pipe smoker regarding his preference of the four tobaccos tested. The marketing class handled the project.

# Assistance in Blending

## Practical Experience is Gained As Kentucky Students Interview Smokers on Flavor Preferences

By C. A. LOCKWOOD

**S**TUDENTS IN THE marketing class at the University of Kentucky recently gained an actual insight into the preferences of pipe smokers when they interviewed a number of different individuals in an effort to obtain information for a Louisville tobacco company concerning a new pipe mixture.

The firm, realizing that the trend towards light aromatic tobaccos is on the increase, knew that some popular flavor should be chosen.

Not knowing which of four would meet with the greatest popular acceptance, a poll was suggested, and the students were sent out to interview pipe smokers in and around Louisville.

Under the direction of Dr. Merrill De Voe, the students organized their test campaign and proceeded with a genuine interest in the job ahead.

The plan adopted was to take a large amount of the mixture which had finally

been selected for the new blend, divide it into four portions, and apply a different flavor to each.

The portions thus prepared were then packed into small cardboard cartons and carried no identifying mark other than the letters A, B, C, and D.

The college students, each armed with several of the tobacco packages, then went to a number of disinterested pipe smokers and asked them if they would be kind enough to smoke each of the four samples, later reporting which of the samples met with their approval and why.

In this initial interview with the survey subjects, the student outlined the purpose of the test, and presented each participant with a set of strict instructions as to the method to be used in making the tests.

Realizing that no pipe smoker can smoke a bit of four different mixtures

and give an opinion instantly, the testers were allowed sufficient time in which to make their findings. When they had decided which of the four mixtures pleased them the most, a second interview was made.

It was this second interview in which the student uncovered many of the likes and dislikes of the pipe smoker in relation to his tobacco preferences. He learned which of the four tobacco samples was preferred and why, and he found numerous reasons given from the different smokers interviewed.

**T**HE STUDENTS, after completing their follow up meeting with each pipe smoker, compiled their results to see which of the four samples met with the greatest acceptance. The information learned was promptly turned over to the tobacco company making the blend.

The students also learned that pipe smoking is largely a matter of opinion, at least as far as the taste of the tobacco is concerned. Sample A, for instance, was least liked by some, whereas others picked it as their favorite.

Some selected one of the samples because it was nice and mild. One flavor that was objected to by some was preferred by others.

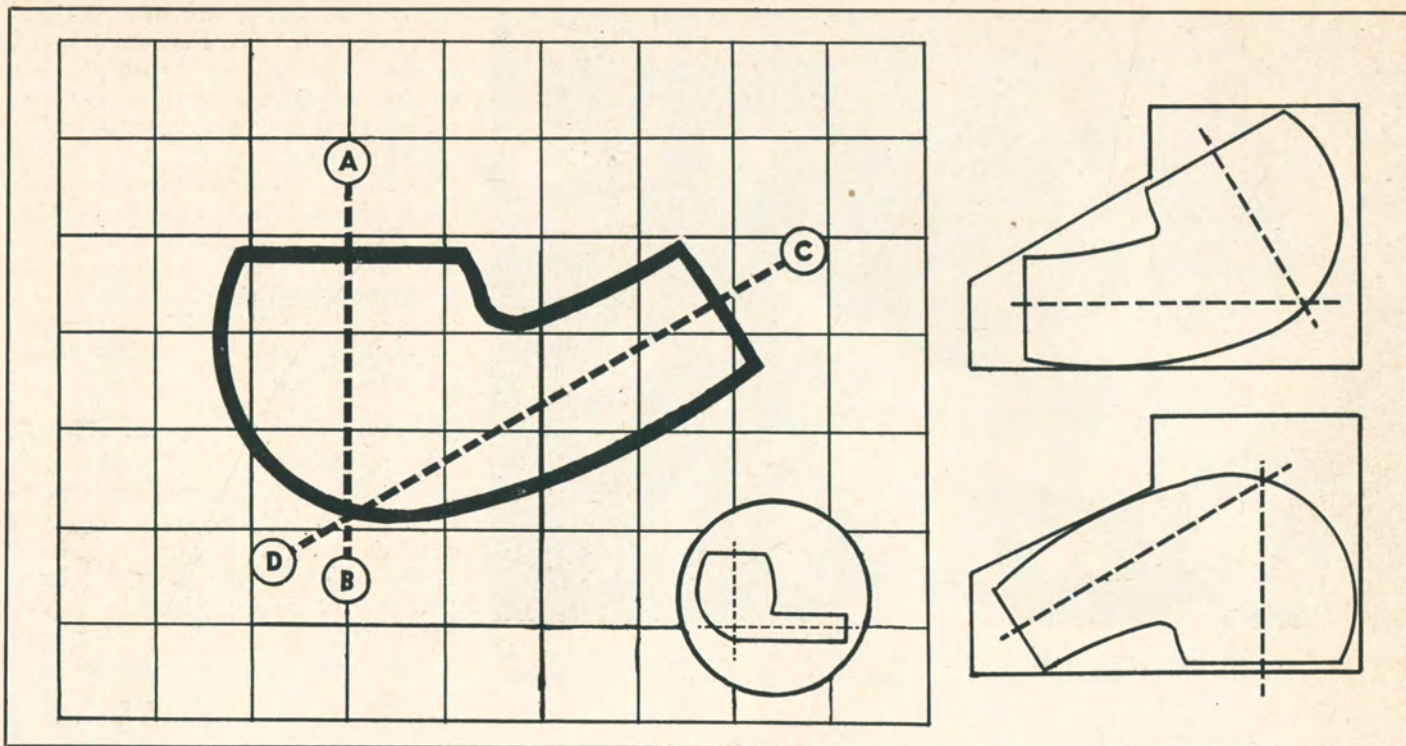
The students learned that to please all pipe smokers is an impossibility, and that the happy medium of pleasing the largest number is the ideal situation.

It was noted that nearly all of the men interviewed usually had specific reasons for their like or dislike of the sample tested. Seldom did a man simply say "I liked that one, but I don't know why." Also, in practically every case, some preference was given, with only the smallest minority not being able to give a preference one way or the other.

Also, it was interesting to see that some found little difference between the four flavors, whereas others stated they varied widely, this in spite of the fact that the same basic mixture was used for all four samples, the only difference being in the flavoring substance used.

The students reported all of the men interviewed were not only willing but eager to cooperate in the poll. Since they were not informed as to the contents of any of the samples, they obviously had no way of knowing whether the blends were similar, different, and if so, to what degree.

The survey, besides greatly assisting the tobacco company in creating a new pipe mixture, gave the University of Kentucky students practical experience in obtaining bonafide commercially important data.



This drawing shows the size and shape of the bull moose pipe pattern. It is drawn to exact size and may be cut out and used if desired. Illustrations at the right indicate two ways in which the bull moose may be cut from the standard briar block.

(EDITOR'S NOTE: This is the second in a series of articles by Mr. Bradshaw on how to make some of the more unusual pipe shapes in the home workshop. His first article last month described the bulldog shape, and in the November issue he will tell how to make the oom paul design.)

**T**HE BEGINNER at pipe making would do well to put off making the bull moose design until he has had some experience at making a few of the simpler shapes. This isn't meant to scare off anyone who may want to make a bull moose, but this is one pipe that must be made correctly if it is to have all the beauty and symmetry its curves are capable of displaying.

The bull moose is in many ways similar to a hand carved or hand made pipe in that there are practically no lines to follow. The general contour can be formed, but from then on it is largely a matter of going by observation.

The primary difference in making this design and the conventional billiard or apple is that whereas the latter is constructed on a horizontal line and a vertical line, each at right angles to the other, the bull moose is constructed on similar lines except that the angle is approximately 60 degrees.

# How to Make a Bull Moose

## Though Beautiful When Finished, This Shape Requires More Skill To Make than Most Pipe Designs

By J. H. BRADSHAW

This may be easily ascertained by looking at the drawing at the top of this page. This diagram is not only drawn to scale, but is drawn to size as well, and if it will be helpful, the pipe may be cut out and used as a pattern. It was used to make the finished pipe shown at the bottom of page 307.

Line AB is drawn directly through the center of the bowl section, while line CD is drawn through the center of the shank section. The angle of these center lines may be seen to differ considerably from similar lines of a billiard as illustrated in the circle inset in the same

diagram. These center lines as drawn here are used as the basis for lining up the pipe block on the lathe.

There are two ways of cutting a bull moose from the regular briar block. These are illustrated at the right of the drawing above. Either is acceptable, and the choice depends upon the grain of the particular block to be used, and also upon the means at hand for holding the block in the lathe.

When using the face plate screw, which I recommend for the average home worker who does not have a chuck, the points where the face plate screw is to be

inserted must be determined carefully. If the block does not provide sufficient extra space for attaching the face plate screw, a chuck or some other type of clamp will be necessary. Since the application of the face plate screw has been described in detail in former articles, I do not feel it is necessary to repeat it again.

**I**T WILL probably be helpful for the beginner to actually mark off the bull moose design on one side of the briar block before any cutting is done. I recommend truing up one side on a power sander, or, if this is not available, with a band or circular saw. This gives a clean, flat side upon which the design may be drawn as shown in the two small drawings on the opposite page.

When ready for the lathe, either the shank or bowl may be turned first. I usually start with the shank, especially if a face plate screw is used.

The shank on a bull moose curves. Hold the drawing on the opposite page up to the eye in such a way that the eye lines up with the bottom of the shank and it will be seen that there is a definite outward curve on the bottom and an inward curve on the top. These curves are the secret of a good bull moose pipe.

Due to this curving, the turning of the shank on the lathe must be oversize. The actual diameter should be left fully an eighth of an inch larger than the finished shank is to be. Parallel lines could be drawn to line CD, touching the shank only on the outside edge on both top and bottom. Such lines would be the guide lines for the turning chisel. Obviously the shank is not turned beyond the point where the bowl begins.

This is not true of the bowl, which is turned next. Of course there is not much turning on the bowl, since it cannot be turned farther than the shank, and the bull moose shank is pretty high. However, what little turning there is done, and except for drilling the two holes in shank and bowl, the lathe operations are finished.

**I**T MIGHT BE said that the real work now begins. It shouldn't take more than a few minutes to reach this point in the operations, but from now on the going will be slow, since it must be done mostly with the sand wheel, and with the eye as the only guide.

If the excess portions of the block were not sawed away at the beginning, this should now be done. It is not necessary to do so, but it reduces the time required to shape the pipe on the sand wheel.

I recommend starting with the bowl. With an upward motion from the bottom, bring the bowl of the pipe against the spinning sand wheel. Don't hurry. More pipes are ruined by impatience than any other reason. Remember, you are not making a simple design. From this point on it is your skill that determines the success of the pipe. Take it slowly and look twice as much as you sand.

As the bowl becomes pretty well shaped, slide along to the shank, starting on the bottom and following the contour of the curve around the bowl. At this point the stem should be inserted and the shank shaped to it.

Slowly the pipe will take form, and let it be slowly, very slowly. Sand a bit and then look at the pipe from all angles. Remember that if you sand away too much at one point, there is no way of replacing it. The only remedy is to sand an equal amount on the opposite side so that the symmetry and balance will be equalized, but this will spoil the true bull moose design.

I suggest leaving the overall dimensions a bit too large until the very last. This will be some insurance against accidentally removing too much at any one spot. After the pipe is pretty well shaped, it can then be gone over evenly on all sides until the final shape is

achieved.

Don't be discouraged if your first attempt is somewhat badly proportioned. The time will not have been wasted, because the experience will be worth all of the time involved. Let the first pipe be a model for your second pipe, and if you profit from your first mistakes, you will soon turn out a creditable bull moose design.

**S**OME AMATEUR pipe makers purchase the stems ready bent, whereas others prefer to buy them straight and bend them after the pipe has been completed, thereby achieving

*(Continued on page 322)*



J. H. Bradshaw, author of this series of articles on pipe making at home, displays some of his home turned pipes.

Here is the finished bull moose, not the easiest pipe to make, but a beautiful shape when executed properly. Its graceful curves make it the favorite of many.





This gaily painted lady lifts her head in order that tobacco may be placed in bowl. The pipe was purchased in Munich.

# The COLL

Polyclinic in New York, he passed the shop of a famous pipemaker and noticed in the window a lot of odd and curious pipes which fascinated him. He walked in, and struck up a conversation with the proprietor about one of the pipes he saw there.

To make a long story short, Dr. Bishop bought the pipe—a lovely hand carved meerschaum, and although this young college student didn't know it at the time, he had started a collection which was to grow in the years ahead and which was to be the cause of Dr. Bishop's traveling all over the world in search of odd and unusual pipes.

After purchasing the meerschaum, he decided he would learn something about pipes, for he knew nothing about them at the time he made his first purchase. He found there was much to know about pipes, especially concerning the meerschaum he had just purchased.

This was followed by the purchase of more pipes, and finally, when he had acquired examples of the pipes typical to this country, he proceeded to obtain those which were favored by smokers in foreign lands.

This young college student began collecting in 1888. Today, almost 60 years later, his interest in pipes is still very much alive, with almost every conceivable kind and type of pipe to show as a result of this interest.

Dr. Bishop's travels in search of odd and interesting pipes have taken him to Europe several times, where he purchased many of the pipes in his collection, to Asia, to Alaska, and to numerous points within the United States for rare pieces.

Always in search of the unusual, Dr. Bishop always sought pipes that were typical of the country from which they originated. Although his pipes were seldom valuable, from a dollars and cents standpoint, they were interesting and gave him much pleasure.

**A** GOOD EXAMPLE is the little porcelain lady illustrated on page

## Collection Started in College

Little Did He Realize that His Collecting Interest Would Take Him to All Parts of the World

**M**ANY OF THE better known pipe collectors in America today started their collections when they were students in college. The acquisition of a few pipes has, in many instances, started a collection which has continued to grow throughout the years.

One of America's more famous collections was begun in exactly this way—the collection of Dr. Louis B. Bishop.\*

When Dr. Bishop was a student at the

\*For additional information concerning Dr. Bishop and his famous collection read "Fifty Years a Collector" in the March, 1946, issue.



# LECTORS' PAGE

308. This pipe Dr. Bishop picked up in Munich, Germany, during one of his travels in search of new pieces.

It is typical of the German pipe of that era, for it has the customary horn mouth-piece, the cherry wood stem, and the porcelain bowl. But the modelling in porcelain of the colorful young lady sets the pipe apart from the rest and makes it a true collector's item.

A double gold ring just below the shoulders separates (see inset) allowing the head to fly back on a hinge, permitting the tobacco to be easily placed in the bowl. The porcelain lady is painted in gay colors.

Other examples of pipes typical to their country of origin, and yet which are different from the usual pipes generally smoked by the populace are illustrated at the bottom of page 309.

At the left is a meerschaum pipe which the owner purchased in Vienna, Austria, nearly a half century ago. The workmanship is nothing unusual for a meerschaum

pipe, but the odd shape and design are what make it a favorite. The bowl, long and tubular, holds an average amount of tobacco in spite of its small appearance. The narrow, wooden stem with horn bit makes this a light weight pipe capable of giving a good smoke.

The pipe in the center is a Dutch pipe from Holland, having been made in Rotterdam. It is known as a ceremonial or festival pipe, being smoked by the Dutch only on special occasions such as parties, weddings, and at similar times. These pipes were also called hunting pipes or huntsman's pipes, for they were often smoked by the hunters after their return from the woods. If the hunt was highly successful, a big party was the custom in order not only to feed the hungry hunters, but to celebrate their good luck. These hunting parties were often gala affairs, and the best pipes obtainable were smoked.

These "hunter's pipes" often had animals, especially deer, painted on the por-

celain bowl, and sometimes animals heads were carved in the wooden portions of the pipe.

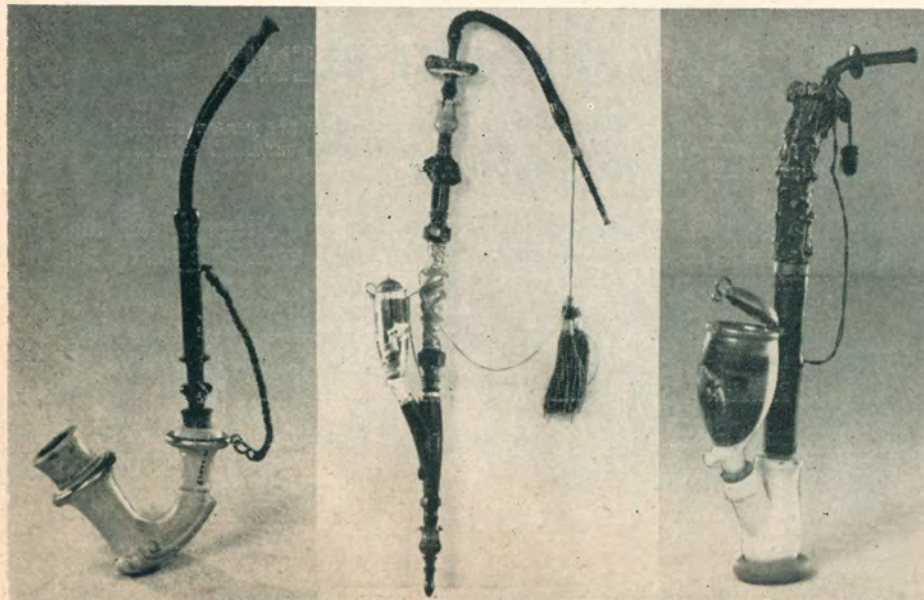
This one was selected by Dr. Bishop because it is typical of Dutch party pipes, being well proportioned and expertly made.

**O**N THE RIGHT is one of the Central European pipes, having been picked up in Innsbruck, Austria, near the turn of the century. Here again, the owner selected a pipe that was typical in construction and composition to the pipes then being smoked, but it was just enough out of the ordinary to make it a collector's item.

The bowl itself is porcelain, complete with spur and hinged lid, and is hand painted in a delicate blue color with some type of heat resisting coloring. A young Austrian dancing couple has been hand painted on the front of the bowl.

(Continued on page 320)

Left, a small bowl meerschaum purchased in Vienna. Center, a handsome Dutch party pipe used on special occasions. Right, unusual Central European porcelain pipe.



## SWAP and EXCHANGE

*This listing is a free service to collectors who have pipes they wish to buy, sell, or exchange with other collectors. Send in your list and description for inclusion in next month's issue. There is no charge for this listing.*

**SEVERAL FRENCH** briars, meerschaums, and foreign makes for sale. Write for full description. M. K. McBRIDE, 208 Wilson Street, Syracuse, N. Y.

**OLD CARVED** meerschaum pipe in case for sale. Body of nude woman extends down the front. Removable bowl. MRS. G. W. LALONE, 1324 W. Minnehaha Parkway, Minneapolis, Minn.

**MEERSCHAUM PIPE** many years old. Fully colored, hand carved figure of an explorer traveling in a canoe. If interested write JOHN T. C. LOW, 31 Nassau Street, New York, N. Y.

**HIGHEST BID** within 30 days takes collection of five meerschaum pipes. Bowls perfect, but stems need hospitalization. POLLOCK & POLLARD, Box 2, Glenwood, Florida.

**WANTED—MARCO POLO** pipe. Have pipe to exchange if desired. Write MATTHEW V. MARINO, 1937 Boulevard, Jersey City, N. J.

**WANTED—Indian and foreign pipes**, especially a Turkish water pipe, let me know what you have. GORDON H. METZGER, 42 Charles Street S.E., Apt. 1, Massillon, Ohio.



This gaily painted lady lifts her head in order that tobacco may be placed in bowl. The pipe was purchased in Munich.

# The COLLECTORS' PAGE

Polyclinic in New York, he passed through the shop of a famous pipemaker and in the window a lot of odd and curious pipes which fascinated him. He went in, and struck up a conversation with the proprietor about one of the pipes in there.

To make a long story short Dr. Bishop bought the pipe—a lovely carved meerschaum, and although a young college student didn't know the time, he had started a collection which was to grow in the years and which was to be the cause of Dr. Bishop's traveling all over the world in search of odd and unusual pipes.

After purchasing the meerschaum pipe, Dr. Bishop decided he would learn something about pipes, for he knew nothing about them at the time he made his first purchase. He found there was much to know about pipes, especially concerning the meerschaum he had just purchased.

This was followed by the purchase of more pipes, and finally, when he had acquired examples of the pipes typical of this country, he proceeded to obtain pipes which were favored by smokers in foreign lands.

This young college student began collecting in 1888. Today, almost 60 years later, his interest in pipes is still much alive, with almost every conceivable kind and type of pipe to show the result of this interest.

Dr. Bishop's travels in search of odd and interesting pipes have taken him to Europe several times, where he purchased many of the pipes in his collection. He has also traveled to Asia, to Alaska, and to numerous other parts within the United States for rare pipes.

Always in search of the unusual, Dr. Bishop always sought pipes that were typical of the country from which they originated. Although his pipes were of various values, from a few dollars and up, from a standpoint, they were interesting and gave him much pleasure.

A GOOD EXAMPLE is the porcelain lady illustrated on

page 308. This pipe Dr. Bishop picked up in Munich, Germany, during one of his travels in search of new pieces.

It is typical of the German pipe of that era, for it has the customary horn mouthpiece, the cherry wood stem, and the porcelain bowl. But the modelling in porcelain of the colorful young lady sets the pipe apart from the rest and makes it a true collector's item.

A double gold ring just below the shoulders separates (see inset) allowing the head to fly back on a hinge, permitting the tobacco to be easily placed in the bowl. The porcelain lady is painted in gay colors.

Other examples of pipes typical of their country of origin, and yet which are different from the usual pipes generally smoked by the populace are illustrated at the bottom of page 309.

At the left is a meerschaum pipe which the owner purchased in Vienna, Austria, nearly a half century ago. The workmanship is nothing unusual for a meerschaum

pipe, but the odd shape and design are what make it a favorite. The bowl, long and tubular, holds an average amount of tobacco in spite of its small appearance. The narrow, wooden stem with horn bit makes this a light weight pipe capable of giving a good smoke.

The pipe in the center is a Dutch pipe from Holland, having been made in Rotterdam. It is known as a ceremonial or festival pipe, being smoked by the Dutch only on special occasions such as parties, weddings, and at similar times. These pipes were also called hunting pipes or huntsman's pipes, for they were often smoked by the hunters after their return from the woods. If the hunt was highly successful, a big party was the custom in order not only to feed the hungry hunters, but to celebrate their good luck. These hunting parties were often gala affairs, and the best pipes obtainable were smoked.

These "hunter's pipes" often had animals, especially deer, painted on the por-

celain bowl, and sometimes animals heads were carved in the wooden portions of the pipe.

This one was selected by Dr. Bishop because it is typical of Dutch party pipes, being well proportioned and expertly made.

ON THE RIGHT is one of the Central European pipes, having been picked up in Innsbruck, Austria, near the turn of the century. Here again, the owner selected a pipe that was typical in construction and composition to the pipes then being smoked, but it was just enough out of the ordinary to make it a collector's item.

The bowl itself is porcelain, complete with spur and hinged lid, and is hand painted in a delicate blue color with some type of heat resisting coloring. A young Austrian dancing couple has been hand painted on the front of the bowl.

(Continued on page 320)

## Collection Started in College

Little Did He Realize that His Collecting Interest Would Take Him to All Parts of the World

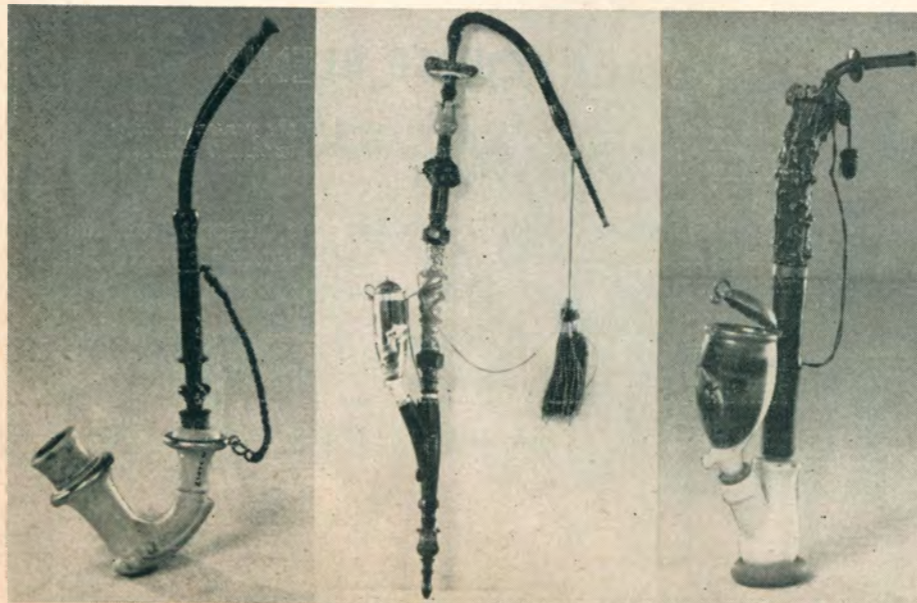
MANY OF THE better known pipe collectors in America today started their collections when they were students in college. The acquisition of a few pipes has, in many instances, started a collection which has continued to grow throughout the years.

One of America's more famous collections was begun in exactly this way—the collection of Dr. Louis B. Bishop.\*

When Dr. Bishop was a student at the

\*For additional information concerning Dr. Bishop and his famous collection read "Fifty Years a Collector" in the March, 1946, issue.

Left, a small bowl meerschaum purchased in Vienna. Center, a handsome Dutch party pipe used on special occasions. Right, unusual Central European porcelain pipe.



## SWAP and EXCHANGE

This listing is a free service to collectors who have pipes they wish to buy, sell, or exchange with other collectors. Send in your list and description for inclusion in next month's issue. There is no charge for this listing.

SEVERAL FRENCH briars, meerschaums, and foreign makes for sale. Write for full description. M. K. McBRIDE, 208 Wilson Street, Syracuse, N. Y.

OLD CARVED meerschaum pipe in case for sale. Body of nude woman extends down the front. Removable bowl. MRS. G. W. LALONE, 1324 W. Minnehaha Parkway, Minneapolis, Minn.

MEERSCHAUM PIPE many years old. Fully colored, hand carved figure of an explorer traveling in a canoe. If interested write JOHN T. C. LOW, 31 Nassau Street, New York, N. Y.

HIGHEST BID within 30 days takes collection of five meerschaum pipes. Bowls perfect, but stems need hospitalization. POLLOCK & POLLARD, Box 2, Glenwood, Florida.

WANTED—MARCO POLO pipe. Have pipe to exchange if desired. Write MATTHEW V. MARINO, 1937 Boulevard, Jersey City, N. J.

WANTED—Indian and foreign pipes, especially a Turkish water pipe, let me know what you have. GORDON H. METZGER, 42 Charles Street S.E., Apt. 1, Massillon, Ohio.

# Breaking In the New Pipe

(EDITOR'S NOTE: Believing that breaking in a new pipe is of primary interest to all readers, PIPE LOVERS presents in this column each month the recommendations suggested by America's leading pipe and tobacco manufacturers. This month's suggestions come from the Briarwood Corporation of Palo Alto, California.

**I**F YOU treat your pipe right, it will continue to treat you to enjoyable smokes for years to come. By following these few simple hints to help you, your pipe will give you its best:

First of all, smoke slowly. Rapid, jerky puffs will overheat your bowl and may sometimes cause it to burn out.

Do not smoke your pipe in a high wind, as this has a similar effect. The pipe should be smoked in relatively protected places. If for some reason it becomes necessary to smoke in the wind, the bowl should be protected with a cap or other protective covering.

Never apply any foreign substance such as alcohol to the inside of your Bryson bowl. The inner surface of the briar bowl is specially treated with a film of pure carbon, and it needs no breaking in. The tobacco may be placed in the bowl and smoking begun at once.

Do not knock your pipe, especially the bowl, on a hard surface to empty out the ashes. It is far better and safer if you support the shank and the base of the bowl with your forefinger and tap gently against the palm of your other hand.

The packing of the tobacco in the bowl is important, and it must be done carefully and correctly. Like puffing fast and pulling hard, loose packing permits too much intake of air, produces excess heat, burns the tobacco too quickly and thereby kills its taste.

Such a procedure might be compared to a furnace. When there is too much draft the fire burns rapidly, sending up a lot of heat. Therefore, slow down on your puffing, and note the difference. There is just as much pleasure in the smoke but the heat has been eliminated and it is far more enjoyable.

Keep your pipe clean. It is easy to clean your Bryson, and a clean pipe gives a sweeter smoke and is not offensive to those around you. A clean pipe cannot contaminate the smoke as it passes through. Clean your Bryson regularly for the maximum smoking enjoyment.



# PIPE

Helpful Hints and Ideas that M

## Steel Wool As Filter

I have found all kinds and types of filters to be used in a pipe, and I have tried a lot of them, but the one I now use is about the best of them all, I believe.

It has two redeeming features, the first being that it can be used with any pipe, and the second is the ease in which it can be inserted or removed.

Simply take a small amount of steel wool and wad it up into a small ball slightly larger than a pea. Be careful not to roll it too tight, otherwise it may choke off the suction of smoke when drawing on the pipe.

It is then placed in the bottom of the bowl at the point where the opening of the shank connects with the bowl. It will keep all of the sludge and objectionable matter from entering the shank and stem, and gives a freer, cooler smoke.

The filter can be used more than once if desired, but I have gotten into the



practice of letting it fall out with the ashes each time, and inserting a new ball. In this way a fresh filter is employed constantly, and the pipe remains clean, giving an enjoyable smoke continuously.

I have found that a small ball of the steel wool is just as effective as a large one, and also, the small ball leaves more room for tobacco. I have used this system in various kinds and types of pipes, big and little, and it is my favorite of them all.

—R. J. EVANS,  
Van Wert, Ohio

## MY FAVORITE BLEND

(Each month the editors of PIPE LOVERS award to the person sending in the best "Favorite Blend" a combination tobacco pouch. All contributions should be addressed to the editor.)

This formula isn't exactly my favorite, but it is different from the average blend, and I am sure those who try it will experience something new from their pipe:

Honey Cavendish .....	2½ oz.
Burley .....	1 oz.
Latakia .....	½ oz.

Although aromatic, it is a light smoke, and I like it after a heavy meal.

—M. C. DuBois,  
Philadelphia, Penn.

# CRAFT

Make Pipe Smoking More Enjoyable

## Blowing Out Cools Pipes

I have not as yet read anywhere in your magazine about a simple little trick I learned some years ago from an old-timer.

He told me if I would blow out through the bowl of the pipe about every fifth time instead of drawing in, the heat in the shank would be expelled with the result that the next few puffs would be quite cool.

I have used this little stunt ever since, and those who have never tried it should do so. After every four or five draws in, make one outward through the pipe and out the bowl. It gives a cooler smoke on the next draw, and also seems to keep the pipe better lighted as well.

To those who think this may damage the pipe, the cake, or the tobacco, let me add that this little trick has become a habit with me, and in 14 years I've never damaged a pipe yet.

—ROBERT ORMAND,  
Santa Fe, N. M.

## Space Saving Pipe Rack

Smokers who desire to store a maximum amount of pipes in a minimum amount of space can do so by employing the method I use and which is illustrated in the accompanying photo.

I have never seen this principle used on any other pipe rack or display case and have often wondered why, since it really is a great saving in space.

Most pipe racks have a base upon which rests the bowl of the pipe, and a second shelf in which holes are bored and through which the shank of the pipe is placed.

What I have done is to combine the base and the shelf, thereby eliminating a lot of waste space in the rack. As may

be seen in the photo, the holes for the shank are drilled in the base next above, and the space thus used is approximately one-half of what it would be if the conventional type of pipe rack were built.

The shelves are set four inches above one another, as against seven or eight inches plus an extra shelf, when built in the conventional manner. It is just as easy to remove a pipe from this shelf as any other. Also, extra long pipes can be accommodated as well as standard length pipes.

The holes drilled in each shelf are staggered, as is readily apparent, and  $\frac{1}{4}$ " plywood is sufficient. This rack is  $17\frac{1}{2}$ " wide, 27" high, and holds 33 pipes. The shelves are 3" in width. For those who wish to store or display a maximum number of pipes in a minimum amount of space, I can well recommend this design. It can be stained or otherwise finished to match the rest of the woodwork in the room.

—PHIL A. SMITH,  
Milwaukee, Wis.



## Pass 'Em Along

Pass along your ideas, short cuts, pet discoveries, and suggestions to fellow pipe enthusiasts. Contributors whose ideas are accepted and appear on this page are given a Ronson Lighter employing the "press, it's lit—release, it's out" action, together with a Ronson Servicer which consists of a full kit of lighter accessories, courtesy of the Ronson Lighter Manufacturer.

Send all contributions, with photos and diagrams when necessary, to the editor. This is your page. The other fellow wants to know what you've discovered that makes pipe smoking more enjoyable, the same as you like to read about his, so send yours in today.

## Stain Formula For Briar

For those who make their own briar pipes at home there are a lot of preparations that can be used to finish the pipe besides pure wax, the apparent favorite.

I like to make my pipes in varying colors and finishes, and would like to pass along one of the best I have come across. It is composed as follows:

Alcohol .....	1 pint
Mahogany stain.....	$\frac{1}{2}$ oz.
Plain water.....	2 oz.

Mix the alcohol and stain thoroughly before adding the water. This is important as some stains do not tend to mix well with water and the alcohol is needed as some sort of a neutralizing or blending agent.

There are a large number of mahogany stains, and it is a good idea to try more than one on a piece of scrap briar as a test.

The pipe is soaked in the preparation for a few seconds, then dried with a soft cloth. The pipe should then be hung up to dry thoroughly for a couple of days, after which time it should be polished to a high gloss. The application of wax is optional.

If only a slight coloring is desired, the solution can be further diluted with water.

The tone of the color will be regulated to some extent by the amount of time the pipe is left in the solution. The longer it is left in, the darker the resultant color will be when the process is completed.

There are numerous other wood stains which are usable, but since few look well on briar, tests should first be made.

—C. B. LAWTON,  
Meriden, Conn.

# Breaking In the New Pipe

(EDITOR'S NOTE: Believing that breaking in a new pipe is of primary interest to all readers, PIPE LOVERS presents in this column each month the recommendations suggested by America's leading pipe and tobacco manufacturers. This month's suggestions come from the Briarwood Corporation of Palo Alto, California.)

IF YOU treat your pipe right, it will continue to treat you to enjoyable smokes for years to come. By following these few simple hints to help you, your pipe will give you its best:

First of all, smoke slowly. Rapid, jerky puffs will overheat your bowl and may sometimes cause it to burn out.

Do not smoke your pipe in a high wind, as this has a similar effect. The pipe should be smoked in relatively protected places. If for some reason it becomes necessary to smoke in the wind, the bowl should be protected with a cap or other protective covering.

Never apply any foreign substance such as alcohol to the inside of your Bryson bowl. The inner surface of the briar bowl is specially treated with a film of pure carbon, and it needs no breaking in. The tobacco may be placed in the bowl and smoking begun at once.

Do not knock your pipe, especially the bowl, on a hard surface to empty out the ashes. It is far better and safer if you support the shank and the base of the bowl with your forefinger and tap gently against the palm of your other hand.

The packing of the tobacco in the bowl is important, and it must be done carefully and correctly. Like puffing fast and pulling hard, loose packing permits too much intake of air, produces excess heat, burns the tobacco too quickly and thereby kills its taste.

Such a procedure might be compared to a furnace. When there is too much draft the fire burns rapidly, sending up a lot of heat. Therefore, slow down on your puffing, and note the difference. There is just as much pleasure in the smoke but the heat has been eliminated and it is far more enjoyable.

Keep your pipe clean. It is easy to clean your Bryson, and a clean pipe gives a sweeter smoke and is not offensive to those around you. A clean pipe cannot contaminate the smoke as it passes through. Clean your Bryson regularly for the maximum smoking enjoyment.



# PIPE CRAFT

Helpful Hints and Ideas that Make Pipe Smoking More Enjoyable

## Steel Wool As Filter

I have found all kinds and types of filters to be used in a pipe, and I have tried a lot of them, but the one I now use is about the best of them all, I believe.

It has two redeeming features, the first being that it can be used with any pipe, and the second is the ease in which it can be inserted or removed.

Simply take a small amount of steel wool and wad it up into a small ball slightly larger than a pea. Be careful not to roll it too tight, otherwise it may choke off the suction of smoke when drawing on the pipe.

It is then placed in the bottom of the bowl at the point where the opening of the shank connects with the bowl. It will keep all of the sludge and objectionable matter from entering the shank and stem, and gives a freer, cooler smoke.

The filter can be used more than once if desired, but I have gotten into the



practice of letting it fall out with the ashes each time, and inserting a new ball. In this way a fresh filter is employed constantly, and the pipe remains clean, giving an enjoyable smoke continuously.

I have found that a small ball of the steel wool is just as effective as a large one, and also, the small ball leaves more room for tobacco. I have used this system in various kinds and types of pipes, big and little, and it is my favorite of them all.

—R. J. EVANS,  
Van Wert, Ohio

## Blowing Out Cools Pipes

I have not as yet read anywhere in your magazine about a simple little trick I learned some years ago from an old-timer.

He told me if I would blow out through the bowl of the pipe about every fifth time instead of drawing in, the heat in the shank would be expelled with the result that the next few puffs would be quite cool.

I have used this little stunt ever since, and those who have never tried it should do so. After every four or five draws in, make one outward through the pipe and out the bowl. It gives a cooler smoke on the next draw, and also seems to keep the pipe better lighted as well.

To those who think this may damage the pipe, the cake, or the tobacco, let me add that this little trick has become a habit with me, and in 14 years I've never damaged a pipe yet.


—ROBERT ORMAND,  
Santa Fe, N. M.

be seen in the photo, the holes for the shank are drilled in the base next above, and the space thus used is approximately one-half of what it would be if the conventional type of pipe rack were built.

The shelves are set four inches above one another, as against seven or eight inches plus an extra shelf, when built in the conventional manner. It is just as easy to remove a pipe from this shelf as any other. Also, extra long pipes can be accommodated as well as standard length pipes.

The holes drilled in each shelf are staggered, as is readily apparent, and 1/4" plywood is sufficient. This rack is 17 1/2" wide, 27" high, and holds 33 pipes. The shelves are 3" in width. For those who wish to store or display a maximum number of pipes in a minimum amount of space, I can well recommend this design. It can be stained or otherwise finished to match the rest of the woodwork in the room.

—PHIL A. SMITH,  
Milwaukee, Wis.



## Space Saving Pipe Rack

Smokers who desire to store a maximum amount of pipes in a minimum amount of space can do so by employing the method I use and which is illustrated in the accompanying photo.

I have never seen this principle used on any other pipe rack or display case and have often wondered why, since it really is a great saving in space.

Most pipe racks have a base upon which rests the bowl of the pipe, and a second shelf in which holes are bored and through which the shank of the pipe is placed.

What I have done is to combine the base and the shelf, thereby eliminating a lot of waste space in the rack. As may

**Pass 'Em Along**  
Pass along your ideas, short cuts, pet discoveries, and suggestions to fellow pipe enthusiasts. Contributors whose ideas are accepted and appear on this page are given a Ronson Lighter employing the "press, it's lit—release, it's out" action, together with a Ronson Servicer which consists of a full kit of lighter accessories, courtesy of the Ronson Lighter Manufacturer.  
Send all contributions, with photos and diagrams when necessary, to the editor. This is your page. The other fellow wants to know what you've discovered that makes pipe smoking more enjoyable, the same as you like to read about his, so send yours in today.

## Stain Formula For Briar

For those who make their own briar pipes at home there are a lot of preparations that can be used to finish the pipe besides pure wax, the apparent favorite.

I like to make my pipes in varying colors and finishes, and would like to pass along one of the best I have come across. It is composed as follows:

- Alcohol ..... 1 pint
- Mahogany stain..... 1/2 oz.
- Plain water..... 2 oz.

Mix the alcohol and stain thoroughly before adding the water. This is important as some stains do not tend to mix well with water and the alcohol is needed as some sort of a neutralizing or blending agent.

There are a large number of mahogany stains, and it is a good idea to try more than one on a piece of scrap briar as a test.

The pipe is soaked in the preparation for a few seconds, then dried with a soft cloth. The pipe should then be hung up to dry thoroughly for a couple of days, after which time it should be polished to a high gloss. The application of wax is optional.

If only a slight coloring is desired, the solution can be further diluted with water.

The tone of the color will be regulated to some extent by the amount of time the pipe is left in the solution. The longer it is left in, the darker the resultant color will be when the process is completed.

There are numerous other wood stains which are usable, but since few look well on briar, tests should first be made.

—C. B. LAWTON,  
Meriden, Conn.

### MY FAVORITE BLEND

*(Each month the editors of PIPE LOVERS award to the person sending in the best "Favorite Blend" a combination tobacco pouch. All contributions should be addressed to the editor.)*

This formula isn't exactly my favorite, but it is different from the average blend, and I am sure those who try it will experience something new from their pipe:

Honey Cavendish .....	2 1/2 oz.
Burley .....	1 oz.
Latakia .....	1/2 oz.

Although aromatic, it is a light smoke, and I like it after a heavy meal.

—M. C. DuBois,  
Philadelphia, Penn.

# College Pipe Club

## Two Professors Are Members of Indianapolis Club Organized by Students at Butler University

ONE OF THE first pipe clubs in this country to be formed by college students is the Indianapolis Pipe Lovers Club of Indianapolis, Indiana. The club was organized in December of last year by two students at Butler University. Now, eight months later, the club is discussing whether or not it should limit the membership to 25.

The success and fast growth is due primarily to Paul Childers, the current president, and Ted Stokes, who, together with another Butler University student, Don Rider, formed the club. The latter was on the staff of the school paper and gave the club some publicity.

The article in the paper brought results, for soon numerous Butler students were looking up Childers and asking if they might join the organization. When fifteen interested pipe smokers had announced their interest in the venture, Childers called the group together for the initial meeting.

"This was the official organization of the club," he says. A constitution had previously been prepared and was discussed by these charter members. It was approved at that time.

The official title of the group is "The Pipe Lovers Club of Indianapolis," and their meetings are held at the various homes of the members on every other Friday night.

The fellows decided to wait until the second meeting before electing officers, believing that by that time they would be better acquainted and could make a better selection of their leaders. Besides president Childers, those chosen were John Francis, Indianapolis, vice-president; Dean Bauchert, Atlanta, Indiana, secretary, and Bernie Amberger, Indianapolis, treasurer. New officers are to be elected this fall.

The purpose of the club is to have a good time and learn more about pipes. In the club constitution the purpose appears formally as: To bring fellow students and citizens of Indianapolis and

the State of Indiana together who smoke pipes or collect pipes as a hobby, to swap pipes, tobaccos, and to compare pipes, collections, exchange information on tobacco blending and the tricks of pipe care.

When school let out for the summer months last June, meetings were disbanded since the majority of the members are students at the University. However, the membership is not confined to students, since Dr. Hawkins, Professor of History in the University College at Butler, has stated that he will join the group this fall. He is said to be a true pipe lover and is continually learning all he can on the subject. He is never without his pipe, even carrying it in his mouth unlit to some of his lectures.

Professor Stull, professor of English at Butler, is also a member of the group. He has a huge collection of fine pipes which he keeps at his summer cottage in Canada. He is very regular in his attendance of club meetings.

This group, said to be the first pipe club in Indiana, collects 50c a month in dues from its members. As the treasury mounts, an occasional party is planned for the membership.

Meetings start around 8 p.m. and

---

---

### PIPE CLUBS

*Are you a member of a pipe club? Would you like to join or help form one in your community?*

*If so, write in and tell us and we will promptly advise you as to the name and address of the nearest club in your community.*

*If there is no club in your town or locality, we will put you in touch with other pipe smokers interested in forming a local pipe club if you so desire.*

Write to

**PIPE LOVERS MAGAZINE**

532 Pine Avenue  
Long Beach 12, California

---

---

last until midnight or after. A business session starts the meeting, with the names of proposed new members being announced, letters read, and other business discussed.

The evening is then turned over to informal discussion of everything and anything that might come under the heading of pipes and tobaccos. Some bring pipes which they carve, some read and discuss articles in PIPE LOVERS, a few play cards, but the main idea is to gain additional information on pipes and allied subjects.

The club's constitution is full and complete, covering practically any point that might arise in the operation of the club. It states, for instance, that in order to pass an amendment, 75 per cent. of the membership must be present, and a 90 percent. affirmative vote is required for passage.

All classes of students, from freshmen to seniors, as well as faculty members and townspeople belong to the Indianapolis club. Its success should encourage similar organizations on other college campuses throughout the nation.

### New Clubs

#### PITTSBURGH, PENNA.

Several readers in this locality have expressed their desire for a club in Pittsburgh, but it has fallen to Melvin H. Teles to really attempt to go ahead and do something about it.

"I am interested in joining a pipe club," he says, "but it seems as though this city in which I am residing is not pipe conscious, or at least not to the extent of having a pipe club. If there is a club here, the members are keeping it a colossal secret, or else they do not want any more members."

Teles says if one isn't organized in Pittsburgh, he would like to meet with other interested pipe smokers there and see if one can't be organized in the near future. He believes the amount of interest in the city is surely sufficient for the starting of a club.

Pittsburgh smokers interested in getting a club going in that locality should call or get in touch with Mr. Teles at 5423 Howe Street in Pittsburgh.

### Club News

#### BURBANK, CALIFORNIA

No grass is growing under the feet of the members of the recently organized Lockheed Pipe Club in Burbank, California. The group is now well under way with a line up of interesting programs for coming months. Jack Robin-

PIPE LOVERS

son, manager of a local pipe shop and at one time foreman of the G. B. D. Pipe Factory in England, spoke to the club for over two hours on British pipes and tobaccos.

At a coming meeting Ray Wilson, proprietor of the Hollywood Pipe Shop, will discuss carved and odd shaped pipes, to be followed later on by George Cushman, editor of PIPE LOVERS, who will tell the group something about pipe clubs and how they operate in this country.

The club meets the third Friday of each month at Schaber's restaurant in Burbank.

**BROOKLYN, N. Y.**

The G. I. Pipe Smokers' Club, now boasting a membership of 123 members, has decided to form state sections in or-

der that the members may become more localized and thereby increase the effectiveness of the organization. As soon as each state group gets better organized a state leader will be chosen. These will all be members of the national club with the status of each member not changed in the least, as far as the parent organization is concerned.

By centralizing the membership into state units, the work of providing hospitalized vets with pipes, tobaccos, magazines and other comforts, may be more effectively carried out.

One unit of G. I. Pipe Smokers has already been formed into a club at the U. S. Naval Hospital at St. Albans, Long Island, New York. Some fifteen patients constitute the membership which is headed by Anthony Gregorio.

## Pipe Club Directory

Pipe clubs already formed or now in the process of being organized are listed below. Persons interested in joining these groups should contact the name given.

**CALIFORNIA**

**BURBANK—**  
LOCKHEED PIPE CLUB  
Rand Miesemer  
4644 Verdugo Road  
Los Angeles

**GLENDALE—**  
JOHN ST. EDMUND  
140 North Louise

**HOLLYWOOD—**  
C. W. DAVISON  
726 N. Gramercy Place

**LAGUNA BEACH—**  
FRED S. WHITFORD  
General Delivery

**LONG BEACH—**  
ROBERT SHERBONDY,  
338 Walnut Avenue

**LOS ANGELES—**  
CY PRUNER  
3807 S. Hill Street

**MONTROSE—**  
ED COPELAND  
2326½ Honolulu Ave.

**SAN FRANCISCO—**  
ROBERT H. PURCELL  
830 Hyde Street

**FRED PARDINI**  
730 Avalon Ave.

**SANTA MONICA—**  
ED KOLPIN  
220 Santa Monica Blvd.

**COLORADO**

**DENVER—**  
HENRY F. KOKENZIE  
4211 Green Court

**DIST. OF COLUMBIA**

**WASHINGTON—**  
HILTON J. PATTON  
24½-14th St. S. E.

**ILLINOIS**

**BERWYN—**  
JOSEPH SEBEK  
3732 Lombard Ave.

**CHICAGO**  
HAROLD CLAUSSEN  
2604 Milwaukee Ave.  
WILLIAM HORN  
1348 N. Lawndale Ave.

**DE KALB**  
C. R. MILLER,  
231 East Lincoln Highway

**GALESBURG—**  
FRED M. RAINEY  
963 E. Main Street

**INDIANA**

**INDIANAPOLIS**  
PAUL H. CHILDERS  
223 N. Alabama Street

**IOWA**

**DAVENPORT—**  
FRANCIS O. WALSH  
1113 East 15th Street

**KANSAS**

**TOPEKA**  
KARL L. KNOLL  
2835 Burlingame Road

**MARYLAND**

**BALTIMORE—**  
C. BARCLAY YOUNG  
3714 The Alameda  
Ednor Gardens

**MASSACHUSETTS**

**BROOKLINE—**  
THOMAS TURNBULL  
98-A Longwood Ave.

**WORCESTER—**  
J. L. BYRNE  
5 Pearl Street  
Milbury, Mass.

**MICHIGAN**

**EAST LANSING—**  
JAMES APOSTLE  
Quonset Hut No. 16  
Michigan State College

**LANSING—**  
LEONARD DEASON  
2014 Beal Ave.

**MINNESOTA**

**ST. PAUL—**  
CONRAD L. ERTZ  
Fifth and Robert Sts.

**MISSOURI**

**KANSAS CITY—**  
BOND PERLETH  
3722 Wabash  
ROGER NAVRAN  
621 W. 57 Terrace

**NEW YORK**

**BROOKLYN—**  
JOSEPH F. CONIGLIO  
86 Avenue "S"  
S. B. ZUKERMAN  
1530-52nd Street

**HEMPSTEAD—**  
DONALD E. SMITH  
76 Prospect Street

**NEW YORK—**  
W. P. COLTON, JR.  
145 E. 74th St.

**SCHENECTADY—**  
MOHAWK PIPE CLUB  
C. A. PIERCY, Pres.  
Box 27, Ballston Lake

**OHIO**

**CINCINNATI—**  
JOHN F. GALL  
3758 Montgomery Road  
Norwood, Ohio

**DAYTON—**  
WM. L. DAHLE  
815 Neal Ave.

**GREENVILLE—**  
E. R. HUFNAGLE  
P. O. Box 35

**TOLEDO—**  
JOHN A. MURPHY  
1581 Jermain Drive

**OREGON**

**PORTLAND—**  
WALTER H. POST  
6114 S. E. 87 Ave.

**PENNSYLVANIA**

**GREENCASTLE—**  
J. L. SHACKELFORD  
33 East Baltimore

**PHILADELPHIA**  
B. B. CHERRY  
6107 N. 8th St.

**PITTSBURGH**  
MELVIN H. TELES  
5423 Howe Street

**TEXAS**

**COMMERCE—**  
RALPH MC DONALD  
1108 Main Street

**WASHINGTON**

**SEATTLE—**  
CARL W. BROOME  
943 12th Ave. North

**WEST VIRGINIA**

**FAYETTEVILLE—**  
MR. BEN D. KELLER



No other pipe  
has it!

**SMOKEMASTER'S  
PATENTED STEM  
sidetracks moisture**

In the Smokemaster pipe, smoke is drawn through a metal tube, which is slotted at the bottom. An ordinary pipe cleaner, folded and inserted under the tube, absorbs moisture as fast as it forms. From the heel of the bowl to the tip of the stem, smoke always has a clean, dry passage—is always sweet, mellow, satisfying.

PAT. NO.  
2,166,537

Custom-made  
model of  
IMPORTED BRIAR

Smokemaster Custom-made \$1.50  
Smokemaster Standard \$1.00



Briarcraft  
**Smokemaster**

At leading dealers. Full range of models.

Briarcraft, Inc., 347 Fifth Ave., New York 16, N.Y.

**MAKE YOUR OWN PIPES**

Top Quality Imported Italian Briar Blocks, 50¢  
Pipes Repaired—Bits to fit, \$1.00  
All makes pipes repaired by master craftsmen  
Tobaccos blended to individual formulas  
at popular prices

Mail postpaid to  
**OXFORD PIPE SHOP**  
142 E. 42nd Street New York, N. Y.

**FREE TO PIPE  
SMOKERS**

For a new taste thrill and pipe smoking experience, tell us your present brand of tobacco and get FREE package Mild, Tasty, Nature-Flavored GREEN RIVER. Write now and know the keen satisfaction of FACTORY FRESH, aged-in-the-wood tobacco, without cost or obligation.

PETE MOBERLY, Box 995, Owensboro, Ky.

**EXPERT PIPE REPAIRING**

Complete pipe repair service. Our materials are the finest obtainable. Standard size bits—Sterling Silver bands. \$1.00 each. Quotations on other work furnished upon request.

Workmanship Guaranteed

**BAXTER'S**

2618 Blaisdell Ave. Minneapolis 8, Minn.

# WHAT'S NEW?

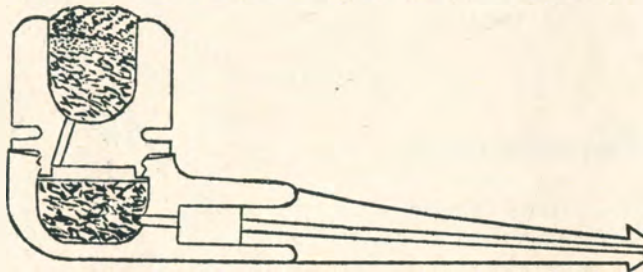
## Bowl of Tobacco Serves As Filter in Kleensmok

### Upper and Lower Bowl

Something new in pipe design is found in the Kleensmok, a product of the Kleensmok Pipe Company of Johnson City, Tennessee.

As may be seen in the accompanying cross section drawing of the pipe, it consists of two bowls of tobacco, one which burns, and the other which serves as a filter for the smoke.

The bowl unscrews from the lower section, permitting the tobacco to be placed in the bottom receptacle. It is then replaced, and after the upper bowl is filled, smoking of the pipe can commence.



two tobaccos used. Variations in this connection are many. The filter tobacco serves to catch the juices and moisture which drops down from the bowl above.

The filter tobacco need not be changed for every smoke. Once a day is said to be often enough, although the frequency of replacing it varies with different owners.

Production is now under way and the new pipe has already been placed on sale.

### Ricketts Pipe In Bent Shape

The new Ricketts Bent model is said to be the first metal pipe ever to appear in other than a straight design. It has recently been announced by Chase and Capra of San Francisco, California, manufacturers of the Ricketts, who state the pipe is now on sale nationally.

The same features that appear in the regular straight shanked model are retained in the bent model, pictured here. The bowl has been somewhat enlarged over that of the earlier model, and contains a sufficient capacity for holding enough tobacco to satisfy any smoker.

The new bent model allows the pipe to be conveniently held in the mouth while reading, and does not weigh any more than the other shapes. The pipe is easily cleaned and, due to its construction, keeps the smoke relatively cool because of the longer passage it is forced to take.

### Chin Warmer Is Announced

The Chin Warmer briar pipe, a product of J. P. Clymer of Lancaster, Pennsylvania, is now being made available to pipe smokers throughout the country, after having been sold primarily in the eastern states.

The Chin Warmer, as illustrated here, features a genuine lucite stem, is said to be made of the finest imported Algerian briar, and is available in natural finish only, with no varnish or lacquer being applied. It stands on its own base and hangs very close to the face.

It is available in three models, each of which is priced according to the quality of the briar. A straight stem model is also available.





## Churchwardens by Knickerbocker

Two pipe favorites which were popular before the war but which were discontinued for the duration have once again been announced by the Knickerbocker Smoking Pipe Company of Brooklyn, N. Y.

One is the Night-N-Day Churchwarden and the other is known as the Horn bit pipe. Both are described as being made of imported briar.

The Churchwarden is unique in that it comes with two stems instead of the usual one. The stems are of unequal length, one being quite long for use when smoking the pipe at night, in addition to the regulation size stem.

Officials have pointed out that these two pipes are now on sale in pipe and tobacco shops around the country.

## Fair Exhibit In Michigan

What is said to be the first exhibit of pipes of any kind to be exhibited at a fair in the state of Michigan was shown this year at the Saginaw County Fair by Paul Spaniola, operator of Paul's Pipe Shop at Swartz Creek, Michigan.



## New Breaker Pipe Tobacco

A new tobacco known as Breaker makes its debut this month—a product of the Tobacco Blending Corporation of Louisville, Kentucky.

The new blend is described as being of an aromatic nature, yet so made as to give non-aromatic smokers a new smoking pleasure, since it was designed to possess the satisfying taste of a non-aromatic tobacco as well as the appealing

aroma of an aromatic tobacco.

Officials of the Tobacco Blending Corporation point out that years of extensive research and testing was carried on before the blend was finally offered to the public. It is composed chiefly of Kentucky Burley, Virginia and Carolina Bright, Louisiana Perique, and Latakia, in such proportion as to bring out the most favorable qualities of each.

Breaker is being given nation-wide distribution and will soon be available in all localities.

## 'Tobacco Tones' Is Style Trend

Style note. Men interested in what their clothing stores will feature this fall and winter will find a new one. It's called "tobacco tones" and comes from the brown and tan color combination similar to the color of tobacco, according to the Men's Fashion Guild, a New York style group.

Brown, they declare, is a relaxing color, and, coupled with pipe tobacco which is the same color, should meet with masculine approval.

## Kirsten Again In Production

The production of Kirsten pipes is once more going ahead after a shutdown of 100 days due to a strike at the home plant in Seattle, according to recent word from the Kirsten Pipe Company.

## Smoke is Air Cooled by Vacuum in New Toro Pipe

### Travels In Circles

Announcement has recently been made by the Richmond Pipe Corporation of Staten Island, New York, concerning its new Toro pipe.

According to Anthony S. Toro, inventor of the pipe which bears his name and head of the company which manufactures it, the pipe is made of selected imported briar and is thoroughly modern in design.

The machinery was especially constructed to make the Toro. The pipe is said to be exceptionally well made from

## Quints Are Hand Made

A set of new pipes known as Rare Quints has just been announced by the House of Robertson in Boise, Idaho.



The new pipes are described as being entirely different from shapes generally in use today, and all are hand made of the finest imported briar.

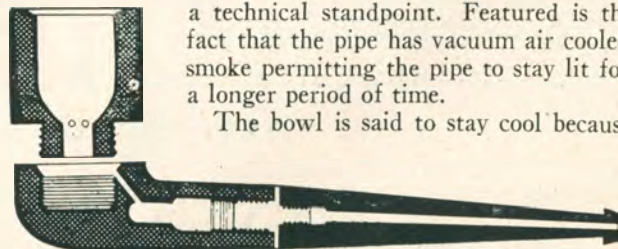
The manufacturer of the new pipes says that they have been made in response to numerous requests from pipe smokers who wanted something different from the customary pipe designs.

Shipment is now being made to pipe shops nationally where the new Quints will soon be on display.

## New Lighter By Raxon

A new type of lighter to be manufactured by Raxon, Inc., of New York City has recently been revealed by company officials. The new lighter is described as having a push button mechanism, will be fully automatic, and will be nickel-plated.

The firm did not state how soon the lighter would be available.



a technical standpoint. Featured is the fact that the pipe has vacuum air cooled smoke permitting the pipe to stay lit for a longer period of time.

The bowl is said to stay cool because

the heat is above the bottom of the bowl, allowing it to be more easily held in the hand. The smoke travels in circles horizontally before reaching the mouth, an action which the manufacturer describes as cooling the smoke considerably.

The pipe was originally sold only in stores in the vicinity of the factory, but is now being shipped to all sections of the country.

**J. L. Littler, Jr., USN,  
Groton, Conn.**

When wearing a coat, a pipe, practically any shape, may be carried in the outside breast pocket with the bottom of the pipe bowl placed in the corner of the pocket nearest the arm pit. When placed in this position with the pipe stem up, the sleeve of the coat will hide the slight bulge made by the pipe and go practically unnoticed.

If you prefer, you can carry the pipe in the lower pocket of the coat and the slight bulge will not be noticed provided the pipe is laid flat with the bowl facing forward, or the pipe is stood up in the corner of the coat pocket with the bowl facing aft.

As I am a constant smoker I carry two pipes when wearing a coat. One is placed in the breast pocket and the other I smoke or carry in my hand. Thus I have the opportunity of changing pipes whenever the occasion demands.

**Rod Lundgren  
Elkhart, Indiana**

I believe that a pipe carried in an inside pocket tends to give less bulge than if carried in an outside pocket. Generally I try to carry mine in my inside coat pocket, and it seldom shows.

**T. L. Richman  
Taunton, Mass.**

Every real pipe smoker has dozens of pipes, and whenever he selects a new one he tries to pick one for some special use which he does not now have. He has a big jumbo size for smoking by the fire-side at home, a light weight one for use when working with both hands in the garden or tinkering in the work shop, a beautiful hand carved job when company comes, and so on.

So why not select one with the thought as to its portability, especially when carried in the pocket?

Currently on the market are several small sized pipes of good quality which

# Pro and Con

*"I wholly disapprove of what you say, but will defend to the death your right to say it."—VOLTAIRE.*

**This is the page set aside for the reader to discuss controversial questions pertaining to pipes and pipe smoking. Letters may be shortened, but the opinions expressed remain unchanged.**

## THIS MONTH'S QUESTION

***"How do you carry your pipe in the pocket in order to give the least bulge possible?"***

give a good smoke and yet have very small bowls. These may be easily carried in the pocket with very little bulge being present.

Also, there are pipes available which have narrow bowls. These are ideal for pocket use, and any smoker who does much social climbing and objects to the bulge of the pocket should by all means invest in one of these narrow bowl shapes the next time he buys a pipe.

**John Adams  
Staunton, Ill.**

I believe this question depends more upon the clothes that are worn than the pipe that is carried. Also, it makes a big difference whether the pipe is carried in the coat pocket or the pants pocket.

Discussing first the coat, if it is a rather large, loose fitting coat, the pipe will seldom make a bulge in the coat pocket, even with the coat buttoned. A tight fitting coat when buttoned will nearly always show the bulge. If the company permits, the coat should be worn unbuttoned, and the bulge will be so small as to go unnoticed.

As for the pants, the same is largely true. If the pants are tight fitting, the

pipe bowl will usually show, but if the pants are of the loose fitting "slack" variety, an average size pipe can be carried in the side pockets with no inconvenience and almost no bulge.

I have also found that if the pipe is carried in the pants pocket, the coat will usually cover up the bulge either when standing or sitting. This is especially true if the pipe is placed in the pocket with the stem downward and the bowl upward.

I carry my pipes in my pants pocket for another reason, however, and that is to prevent breaking the stem. When placed in the coat pocket, I have noticed that many times the coat twists around, especially when getting in and out of automobiles, causing damage to the pipe in the way of broken shanks. But when carried in the pants pocket, this danger is greatly reduced.

**Don Wheedon  
Roanoke, Va.**

The bowl of the pipe is not unlike a golf ball the way it protrudes and makes a noticeable bulge. I have reduced this somewhat by carrying the pipe in a combination pouch which has space for both pipe and tobacco.

At first it would seem that the pouch would bulge the pocket even more. This is true, but it levels out the bulge and although the pocket may stick out a bit more, it isn't nearly half so noticeable as when the bowl of the pipe sticks out like a golf ball. Try it and you'll see the difference.

**Albert Barman  
Guthrie, Oklahoma**

I would say this is not a very important matter, for I keep my pipe in whatever pocket I want to, and if my friends don't like it, I'm sorry, or am I? I'm a pipe smoker, proud of it, and if my pipe makes a so called bulge in the pocket, I don't object in the least, and

## NEXT MONTH

**NOVEMBER—***"What method or methods do you use to get the tobacco to stay lighted clear to the bottom of the bowl?"*

(Answers must be received by October 6)

**DECEMBER—***"What is your favorite pipe shape and why?"*

(Answers must be received by November 5)

Address all letters to "Pro and Con" in care of this magazine. Anonymous contributions will not be used. Send a picture of yourself if you wish. As many letters will be used as space will allow. Suggestions for future questions are also welcome.

I don't know of any of my friends who object, either.

The only time I ever gave this much thought was when I went to a wedding and had to borrow a dress suit. It fit a bit too tight anyway, and I decided that for this once I would have to not only leave my pipe out of my pocket, but everything else as well, except my pocketbook and a car key.

But that's the only time I ever gave much thought to whether my pocket bulged out or not.

**D. Everett  
Fitchburg, Mass.**

Smokers troubled with bulging pockets should carry one of the very small pipes made especially for such occasions. If the party is so stylish that those in attendance will criticize your dress, you probably wouldn't enjoy a good pipe anyway, so take one of the little ones along for such occasions.

**Stanley Hurl,  
Atlantic City, N. J.**

For a long time I have carried my pipe in my vest pocket (shirt in the summer time) with the bowl upward and the shank sticking stem downward in the pocket. The coat can be buttoned in the usual manner and the bulge will not show in the least. If it does, the pipe can be turned to one side, which will reduce any visibility of a bulge showing where the pipe is. I might add, however, that this is not a very safe way of carrying the pipe, for, if the owner should stoop over, the pipe is most likely to fall out and drop to the floor.

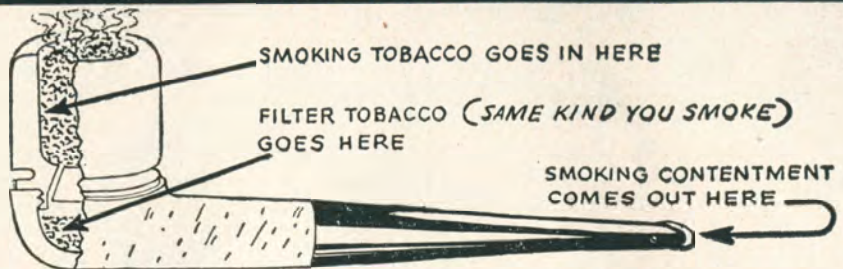
However, this is the one and only real way I know of in which a pipe can be successfully carried in the pocket without being noticed "on the outside."

**M. J. Wheeler  
La Grande, Oregon**

This month's question reminds me of an old fellow I knew who, for some reason, always stuck the stem of his pipe in the top of his boots. I have seen as many as four sticking out at one time around the top of them. He always placed them around in back and in this way they never rubbed against anything or were harmed in any way.

One day this old-timer had "city" clothes on and I asked him where his pipes were. He pulled up his pant legs and there, stuck into his ankle high shoes were his pipes, completely covered by his trousers. If any pipe smokers today wear the old fashioned type shoes, this stunt might be recommended. But as for me, I keep my pipes in my pocket, and I'm not in the least concerned if they are noticeable on the outside.

**KLEENSMOK—THE DOUBLE BOWL PIPE  
PAT. APPLIED FOR  
THAT FILTERS SMOKE THRU TOBACCO.**



Weights Only 1½ oz.

3/5 Actual Size

**HAS EVERYTHING YOU WANT — NOTHING YOU DON'T WANT**

Hand Made. Italian Briar Bowls. Hard Rubber Stem. Natural Finish. Colors as you Smoke It. No Paint, Varnish, or Metal—Inside or Out. Can't Bite Your Tongue With Any Tobacco. Nothing Can Reach Your Mouth but Cool, Clean Smoke Flavored With Imported Briar and Your Choice Tobacco. Light Each Pipeful Only Once.

Sold by Mail Only, Due To Limited Production. Fully Guaranteed. The Kleensmok is the famous pipe with the double bowl which filters smoke through your own tobacco.

Made Only by KLEENSMOK PIPE CO., Owned and Operated by Bill Setzer. Only the Size and Shape Shown Is Available.

\$10.00 Postpaid to anywhere in the U. S. and its Possessions; and to American Armed Forces at APO and FPO addresses anywhere in the world. All overseas shipments are made by air mail.

KLEENSMOK PIPE CO., P. O. Box 597, Johnson City, Tenn. (19)

Enclosed is \$..... (Check or M. O.) for..... KLEENSMOK PIPES.


Name (Please Print).....

Address.....

No. Street City State

**THE IDEAL GIFT** *for a friend  
for yourself!*

**They're Going Fast  
But We Still Have a Few Left**



Bound Volumes of  
**PIPE LOVERS**  
for the year 1946  
in attractive maroon leatherette  
\$6 postpaid

Order today through your local dealer  
or direct from

**PIPE LOVERS MAGAZINE**  
532 Pine Ave. Long Beach 12, Calif.

**"SEYMOUR ORIGINALS"**

Imported Briar . . . And To Your Order.  
Superb Pipes Hand-Sculptured in Aged

Each is a distinguished hand-made original—of rare good looks—of unexcelled flavor—and made in any size and design you desire . . . Each is hand-signed and the owner's name (or signature) with any inscription is added—making each an ideal personal possession and personalized gift—for Christmas and the year 'round. . . Each is fully guaranteed . . . Write now for literature and complete information.

**Allison J. Seymour & Associates**  
Studio A, Valley City, North Dakota

**BRIAR BLOCKS**

Special Introductory Offer

In order to get new names on our mailing list, we are offering our regular 55c imported briar blocks at the bargain price of

Rush your order today.  
This offer good for a limited time only.

**3 for \$1.00**

**THE CARVAPIPE COMPANY**

2829 Dixie

Hamilton, Ohio



AND—

*this is but half the story.*

The ENGINEER gives you 35 min. smoking. It is dry and cool and sweet because it has

NO stem vacuum.

No filters. No wet heel. No slugs.

Description on request

Satisfaction guaranteed.

Sport Type \$5 - Standard Type \$8

Order yours *TODAY*

**GERHOLT INDUSTRIES**

P. O. Box 149

Romeo,  
Michigan



IT'S THE TREND

SMOKE HEINE'S BLEND



**HEINE'S BLEND**  
Fragrant PIPE TOBACCO

SUTLIFF TOBACCO CO., 45 Fremont, S. F., Calif.  
HEINE'S TOBACCO CO., Massillon, Ohio

**SMOKING PIPES REPAIRED**

Hard Rubber  
Stem Fitted  
\$1.00

Write for  
FREE Pipe  
Catalog



Orders sent  
C. O. D.

3740 Richton  
Brandon Pipe Hospital, Dept. P.L. Detroit 6, Mich.

Don't Wet the Inside of a New Pipe

USE — PIPE-KAKER 50c

Enough For a Dozen Pipes

A Sweet Enjoyable Smoke From the Start  
By the maker of "CHIN WARMER" Pipes

J. P. Clymer, 726 Lehigh Ave., Lancaster, Pa.

When writing Advertisers tell them you  
saw it in Pipe Lovers.

## PIPES GO TO COLLEGE

[Begins on page 300]

do "to break the monotony of a dull existence."

Herb doesn't smoke on dates because a pipe and pouch are too bulky to carry around. Light weight and convenient size are the main factors in his selection of pipes. "It pays to buy a good one," he warns emphatically. "The cheaper ones break easily, give a less satisfying smoke and have inferior filters," according to his observation.

Pipe smoking by college co-eds became popular during the war, but it was the midnight shift on confidential radio repair work that led Mary Helen Sargent to take up a pipe. One night during the regular coffee periods, one of the fellows, kidding, suggested that a pipe served nicely to keep one awake. The next night Mary Helen started with a slightly undersized bowl on a lightweight pipe, using a nickel sack of tobacco.

"I had to learn all this cleaning out without removing the cake from the bowl business . . . and reaming out the stem with an awl . . . but I don't re-

member any difficulty in breaking them in except, well, a slightly bitten tongue," Mary Helen says.

She doesn't keep her pipes at school because of the usual conventions but she says she'll return to the "bowl" when studying late at med school.

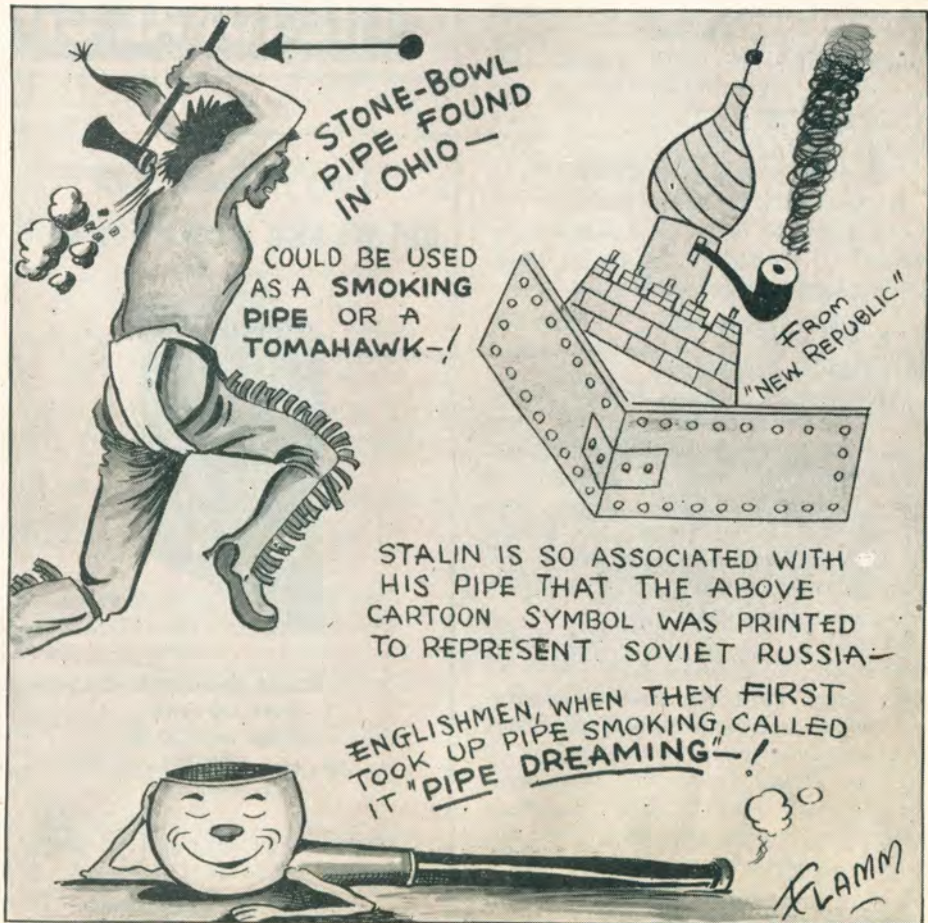
**S**MOKING A PIPE while studying encourages meditation for Carroll Chandler, pre-law student, who smokes any time it won't actually bother people. Carroll started smoking when he was eighteen but it wasn't too successful. Two years later he saw a pipe in a window that he liked, went in and bought it. At first he smoked as many as ten pipes a day which was "much too much." He owns seven now; one underslung, the rest ordinary. The fancy ones don't interest him but he wants a Meerschmum and a Chinese china-bowl eventually. His pipes have cost from a forty-five cent French one to nine dollars. It usually pays to buy the best, he asserts.

Living with a doctor while he was in

## PIPODDITIES

Source of any item depicted sent on request.

By George R. Flamm



STALIN IS SO ASSOCIATED WITH HIS PIPE THAT THE ABOVE CARTOON SYMBOL WAS PRINTED TO REPRESENT SOVIET RUSSIA-

ENGLISHMEN, WHEN THEY FIRST TOOK UP PIPE SMOKING, CALLED IT "PIPE DREAMING"!

FLAMM

school was the beginning of University YM General Secretary Block Smith's smoking. "We'd smoke on night calls," he explains.

A straight crimp cut is his preference for the four pipes he rotates, keeping them "stuck around the house." After twenty-seven years, Block Smith and his pipe are as much an institution around the Y as the ten o'clock morning coffee. He likes a lightweight pipe and never pays over a dollar for them. "All my more expensive ones come as gifts," he says. "I like the cheap ones just as well as the more expensive . . . the filters are OK . . . I scrape them clean with a pocket knife . . . and I always have trouble getting them to cake so they won't burn."


**M**ORE THAN ONE pipe smoker has been originally intrigued with the armchair-curling-smoke picture. It happened to Bob Hutchinson, present University journalism major, while he was visiting in the home of an uncle during an army furlough. He borrowed one of his uncle's pipes and liked it. Bob didn't smoke heavily until he got overseas, and in the got-to-have-something-to-do-every-minute state. It still isn't a craving for tobacco, he says, but that he can't sit with his hands folded anymore . . . got to be lighting a pipe.

Bob's favorite tobacco is a mixture of an aromatic with a straight burley, half and half. To break in a new pipe, Bob fills it tight, smokes it down twice, let's it dry two days and that's the story.

"If they're too heavy I can't hold them in my teeth," he explains, "and if they're too light, I can't feel it." Thus he buys a medium to large bowl on a medium shank, medium weight. Bob has some fancy pipes from Germany that he likes a lot, especially a "nice Bavarian Meerschäum" and one of cherry wood that gives a sweet smoke. He smokes his "nose warmer" occasionally for a change, to show off, or because his girl doesn't like it.

Bob smokes mostly late at night and always after breakfast; usually not more than six pipefuls a day. He says his worst habit is throwing tobacco on the floor . . . he catches himself in friends' homes or in hotel lobbies, pounding out his pipe on the floor without realizing what he is doing.

Pipes are becoming more popular all the time on the University of Texas Campus. Students have varying ideas about them, but at least they all agree on one thing: A good pipe is as valuable as a good friend. All the students who smoke pipes do so because they enjoy it. What other reason, they say, could there be?



★ It's carefully aged and blended, smokes cool and lasting, has a delightful aroma, and does not bite the tongue. Try a pipeful today—then you'll see why Brown Crock is truly "the smoke of the stars."

*Available at present in one-half pound cartons only.*

Shipped anywhere in the United States upon receipt of your check or money order for \$1.45, which includes postage, insurance and handling charges.

**All Mail Orders Filled Same Day Received**

**HOLLYWOOD PIPE SHOP**

1641 No. Cahuenga Blvd.

Hollywood 28, California

## Add These Books to Your Library NOW!

*They Are Books Every Pipe Smoker Should Own!*

### The Odyssey of Tobacco

By ROBERT LEWIS FISHER, 93 pages, illustrated, 6x9 cloth Postpaid, \$3.50

AN AUTHENTIC and reliable account of how smoking originated and developed throughout the world. Reveals little known facts about pipes and tobaccos. The various tobaccos are discussed in the Appendix.

### The Swedish Pipe Book

By CLAES KRANTZ, 118 pages, 63 illustrations, English translation, 46 pages, 6x9, cloth and paper. Postpaid, cloth \$3.50, paper \$2.50

THIS NEW, well written book from Sweden discusses pipes throughout the world, bringing forth hitherto unrevealed data on the subject. Tells of the early days of pipe smoking, modern practices, is well illustrated. A worthy addition to your library.

### The Art of Pipe Smoking Pleasure

By J. LELAND BROWN, 127 pages, 27 illustrations, 5½x8½ inches, paper and cloth. Paper, postpaid \$1.25

A PRACTICAL and complete manual for the pipe smoker, including descriptions of pipes, pipe styles, features, care of the pipe, descriptions of tobaccos, aids to pipe smoking, and the technique of pipe smoking. No library is complete without it.

Order these books TODAY. Send check or money order to

**CUSHMAN PUBLICATIONS**

532 Pine Ave., Long Beach 12, California

*All books sent postpaid. Immediate shipment. Send for yours NOW.*

## BETWEEN PUFFS

A pedestrian is a man who has two cars, a wife and a son.

Irate Wife: I want an explanation and I want the truth.

Husband: Now make up your mind which you want.

"Daughter, your hair is all mussed up. Did William kiss you against your will?"

"He thinks he did, mother."

If you make a mistake, recognize it, acknowledge it, correct it, resolve never to make it again, and then forget it.

The best way for a woman to preserve her wedding ring is to dip it in dish water three times a day.

It is safer to lend your money than your name.

The first self lighting matches introduced in Vienna in 1839 assailed the smoker with the combined fumes of burning linen, phosphorus and glue.

According to any woman, a rude and vulgar man is one who stares at her figure when she's doing her best to display it.

Men who drive one handed are headed for church. Some will walk down the aisle—others will be carried.

"Whaffo' yo' sharpenin' dat razuh?"  
"Woman, dey's a pile o' gemmun's shoes undeh yo' bed. If dey ain't no feet in dem shoes, den Ah'm goin' to shave."

Pipe sharing is an established Polynesian custom. Pipe sharing, that is.

You have to be yourself before you can expect to be somebody.

They say the first pin-up girl was a pretty rural school teacher who tried to hop a barbed wire fence on her way to the schoolhouse.

Don't judge a chicken by the egg that hangs around her.

Then there was the Scotchman who never enjoyed the pipe tobacco he bought himself because he thought about the cost; and when some was offered him his pipe bowl wouldn't draw because it was packed so tight.

If you do what you can, what you can't do doesn't matter.

Few thrilling thoughts occur to dead brains.

## CONNIE'S CARVINGS

[Begins on page 303]

did free lance advertising work. She obtained several commissions to execute some commercial layouts, and since this type of art was little more than following someone else's idea, it left her little room for the execution of her own ideas and abilities.

"That is one reason why I drifted into pipe carving," she declares. "I have complete freedom of expression, and it seems that no matter what design I create, some pipe lover finds it to his liking."

Illustrated here are four of Connie's favorite pieces. The top pipe on the left side is one of her more simpler designs, being a monogram carved on a ready-turned pipe. "These are always made for some certain person, and do not call for



the intricate designing and skill required by some of the others."

Below it is one of her most popular pieces, one which she calls "Wine, Women and Song." It sports four rollicking figures illustrating the "Wein, Weib, und Gesang" philosophy. It is one of the most difficult pieces she has yet undertaken, she says.

The "Open Hands" pipe, shown at the right, above, is now the treasured possession of some newlywed. When this pipe was completed Miss Keet loaned it to the tobacco shop for display in the window. Shortly after it appeared the manager of the shop noticed a romantic young couple stopping in front of the window and looking at the pipe for several minutes.

"For more than a week," he related, "this couple would come strolling down the sidewalk and stop to admire the pipe. They never came in to inquire about it, however." Then one night the girl dashed into the shop alone and excitedly purchased the long admired pipe. "It is to be a gift to my fiance," she explained.

"We are to be married this evening." On the pipe are inscribed the words "Open Hands, Open Heart."

IN THE LOWER right hand corner is a pipe with a sea motif, and which Connie has named "Prow Lady." It depicts a sinuous mermaid surrounded by seagulls, seashells, and other aquatic objects. Miss Keet says she had some seafaring mariner in mind as she carved this design.

As this is being written, the young artist is completing a square pipe which re-enacts an old English stag-hunt. A hunter, on horseback, is following the hounds after the stag under spreading oak boughs—all carved with painstaking detail.

Connie has no worries of ever running out of subject matter. "While I am carving one pipe," she says, "I get ideas for three or four more. These ideas multiply until now I know I will never complete all the designs I should like to do."

Each pipe is accurate to the smallest detail, and no two are ever made of the same design—each one being entirely different from any other she has made.

Pipe carving which once flourished in Europe in the last century is becoming a lost art. Artists once gave their lives to the craft, but only a few are left, and their work is not steady. Miss Keet has found a rare combination—that of creating artistic scenes and designs through the medium of a briar pipe. She is one of few today who are actively engaged in this type of work, and is said to be the only woman pipe carver in the country at the present time.

## COLLECTION STARTED

[Begins on page 308]

What further sets the pipe apart from the common variety is the carved bone stem which may be seen placed above the regular wooden section. Although the carving is not necessarily a work of art, it does add beauty to the pipe.

Dr. Bishop does not know how many pipes he has purchased as a result of his interest which began when he was a college student. The number of pipes has never interested him, he says. Rather, he has made it a point to collect representative pipes from the many countries on the face of the earth where pipe smoking is practiced.

## SMOKEHOUSE

[Begins on page 302]

bright and like-new pipes go out—adding to the "Smoke House's" prestige.

The desire is to always satisfy, even when a customer must examine every

pipe in the house before making up his mind.

Frankel consults regularly with a local connoisseur and two out-of-town experts who have made pipes and pipe smoking their hobby for years—all in order to attain the goal of perfection, "every customer a satisfied customer."

"Making contacts and friends on the campus proves invaluable and promotes sales," says Frankel. As soon as he is able to make his stock a little more complete and "showy", he plans to organize a local Pipe Club and thus make his "Smoke House" the focal point of the campus and city's pipe lovers.

**STATEMENT OF THE OWNERSHIP, MANAGEMENT, CIRCULATION, ETC., REQUIRED BY THE ACT OF CONGRESS OF AUGUST 24, 1912, AS AMENDED BY THE ACTS OF MARCH 3, 1933, AND JULY 2, 1946**

Of Pipe Lovers Magazine, published monthly at Long Beach, California, for October, 1947.

State of California }  
County of Los Angeles } ss.

Before me, a notary public in and for the State and county aforesaid, personally appeared George W. Cushman, who, having been duly sworn according to law, deposes and says that he is the owner of Pipe Lovers Magazine, and that the following is, to the best of his knowledge and belief, a true statement of the ownership, management (and if a daily, weekly, semiweekly or triweekly newspaper, the circulation), etc., of the aforesaid publication for the date shown in the above caption, required by the act of August 24, 1912, as amended by the acts of March 3, 1933, and July 2, 1946, (section 537, Postal Laws and Regulations), printed on the reverse of this form, to wit:

1. That the names and addresses of the publisher, editor, managing editor, and business manager are:

Publisher, George W. Cushman, 2670 Daisy Ave., Long Beach, Calif.

2. That the owner is: (If owned by a corporation, its name and address must be stated and also immediately thereunder the names and addresses of stockholders owning or holding one percent or more of total amount of stock. If not owned by a corporation, the names and addresses of the individual owners must be given. If owned by a firm, company, or other unincorporated concern, its name and address, as well as those of each individual member, must be given). George W. Cushman, 2670 Daisy Ave., Long Beach, California.

3. That the known bondholders, mortgages, and other security holders owning or holding 1 percent or more of total amount of bonds, mortgages, or other securities are: (If there are none, so state.) None.

4. That the two paragraphs next above, giving the names of the owners, stockholders, and security holders, if any, contain not only the list of stockholders and security holders as they appear upon the books of the company but also, in cases where the stockholder or security holder appears upon the books of the company as trustee or in any other fiduciary relation, the name of the person or corporation for whom such trustee is acting, is given; also that the said two paragraphs contain statements embracing affiant's full knowledge and belief as to the circumstances and conditions under which stockholders and security holders who do not appear upon the books of the company as trustees, hold stock and securities in a capacity other than that of bona fide owner; and this affiant has no reason to believe that any other person, association, or corporation has any interest direct or indirect in the said stock, bonds, or other securities than as so stated by him.

5. That the average number of copies of each issue of this publication sold or distributed, through the mails or otherwise, to paid subscribers during the twelve months preceding the date above is ..... (This information is required from daily, weekly, semiweekly, and triweekly newspapers only.)

George W. Cushman, Owner.  
Sworn to and subscribed before me this 8th day of September, 1947.

William F. Fitzherbert.  
(My commission expires Dec. 6, 1947.)

# NEXT MONTH

**"CREATING A NEW BLEND"** by Robert B. Wrege takes you behind the scenes in a tobacco blending factory and describes in word and picture the great amount of work and research that goes on before a new blend is created. The author has been engaged in this type of work for many years and knows his subject.

**"FIFTY YEARS A PIPE MAKER"** by Thomas Moore is the life story of Victor Rothe, a native of Denmark who began making pipes in the old country when he was 14. His observations and experiences with pipes for more than half a century will be of interest to any pipe smoker.

**"TOBACCO FESTIVAL"** by John Creeden is a new type of article to appear in Pipe Lovers. Each year when the tobacco auction begins the little town of Mullins, South Carolina, puts on a three day celebration. Pictures plus an eye-witness description makes for fine and unusual reading.

**"MAKING AN OOM PAUL PIPE"** is the third in J. H. Bradshaw's current series of articles on pipe making at home.

**PLUS**

The Collector's Page, What's New, Pro and Con, Pipecraft, and the other departments regularly found each month.

## SUBSCRIBE TODAY

Be Sure of Receiving Every Copy as Soon as  
it Comes Off the Press

Rush This Coupon NOW With Your Remittance

Pipe Lovers Magazine  
532 Pine Ave.  
Long Beach 2, Calif.

Date.....

Enclosed please find.....for.....year's subscription

to begin with the.....issue. Send to

2 Years - \$4.50

Name.....

1 Year - 2.50

Address.....

City..... Zone..... State.....

New  Renewal

## PIPES REPAIRED

Bits turned to fit from hard, vulcanite rubber by experienced pipe makers. No obsolete hand chisel methods used.

## PIPES IN RETURN MAIL SAME DAY AS RECEIVED

Send for free 32 page illustrated catalog of pipes and price lists.

## STEG PIPE CRAFTSMEN

200 West Water St. Syracuse 2, N. Y.

*For Those*  
WHO SEEK  
THE UNUSUAL  
IN FINE  
TOBACCO

**STARTLING SAVINGS**  
30 to 40% off usual prices for  
world's finest blends—plus profit  
sharing bonus. Sold direct by unique  
subscription plan. FREE brochure.

Guild of Tobacco Connoisseurs  
P.O. Box 153, Cincinnati, Ohio

**FOR PIPE SMOKERS**

## CLASSIFIED ADVERTISING

Ten cents per word—minimum \$2.  
Cash must accompany order

### PIPE MAKING

- IMPORTED and domestic briar blocks and stummels for sale in standard shapes. Special shapes made to order. Write for particulars to CAROLINA BRIAR CORPORATION, West Jefferson, N. C.

### PIPE REPAIRING

- PIPES REPAIRED, expert workmanship. Hard rubber bits, \$1 (send pipe). Mail orders given prompt attention. 4-day service. Briar bowls for all metal pipes. CHASE & CAPRA, Dept. 26A, 2968 Adeline Street, Berkeley 3, California.
- SILVER BANDS made from heavy 28 gauge sterling. Standard sizes 8 to 20 mm., with half sizes, 40c each, 6 for \$2, postpaid. WALTER DeLONG, 609 Russell Ave., Indianapolis 4, Indiana.

### WANTED

- I CAN use thousands of inexpensive pipes, tobacco in various sizes, and other smokers' items. They must be inexpensive. A. P. RECH, 1103 W. Lehigh Ave., Philadelphia 33, Pennsylvania.
- FOREIGN or American Indian pipes in first class condition. Send photograph or drawing and state price. BOX 53, Pipe Lovers Magazine, 532 Pine Avenue, Long Beach 2, California.

### HELP WANTED

- SALESMEN to call on retail trade with America's finest hand made briar line, direct from factory to retailer. Price range from \$3.50. State franchise extended. Write E. A. MYERS, Manufacturer's Agent, 56 Manchester, Detroit 3, Michigan.

### MISCELLANEOUS

- EARN EXTRA MONEY selling subscriptions to Pipe Lovers to your friends. Liberal commission. You can also work up a profitable income by obtaining orders for monthly shipments to pipe shops and newsstands. Easy, spare time work. Every pipe smoker is a customer. Write today for full details and commission allowances. PIPE LOVERS MAGAZINE, 532 Pine Ave., Long Beach 12, California.

## I DIDN'T KNOW

[Begins on page 304]

smokers have a reason for owning several pipes. I thought it was all just for show.

Gradually I was learning the finer points of smoking a pipe. I was getting to be a real authority on the subject now—or so I thought at the time.

When I went down to buy my second pipe I looked over a lot of them. Some were as high as \$5, I noticed. What could make them cost so much, I wondered. The store keeper said the \$5 pipes were made of imported briar from the Mediterranean Sea region. But in what way are they better than your 50c pipes or your \$1 pipes, I wanted to know. I felt he was trying to give me a sales talk and decided to buy no more pipes until I got some reliable information.

A briar pipe, I was told, has a sweeter flavor and better taste than any other wood yet tried for the purpose. Convinced at last that I might be missing something in not smoking one of these priar pipes, I decided to save up for a while and then finally splurge.

Five dollars seemed like a lot to a college man, especially one on my limited means, and the first few smokes convinced me that I was right. I couldn't notice any difference, and had about decided that getting \$5 for a 50c pipe was a good business to be in.

**W**ELL, I HAD TWO pipes now, and I smoked first one and then the other. The 50c pipe served me about as well as my \$5 briar, but I think I smoked the expensive one more because I knew I had more invested in it and was bound and determined to get my money's worth out of it. Any day now it would begin to go stale, as the other

had done. But as time went on, I noticed the briar continued to give the sweet, cool smoke it had given from the beginning. In fact, if anything, it was better now than the day I got it. I was becoming convinced that this quality pipe would turn out to be worth the price I had paid for it.

In time both of my pipes got quite dirty and black inside the bowl. I had seen other pipe smokers scrape this stuff out with a pocket knife, so I proceeded to do the same thing. In a few minutes the inside of my pipe was as good as new again. I could see the clean wood throughout the entire interior of the bowl.

Now I would have a nice clean smoke once again. But both pipes fooled me. They had that strong taste same as the first time I had smoked them. I couldn't imagine what was wrong. Again I sought the advice of my informants and soon learned that a certain amount of this carbon cake is advisable, only the excess being scraped away. It was best to leave approximately 1-16 of an inch. Smoke slowly, I was told, until this cake was built up again, and the pipe would be all right. Once again their advice proved correct.

These are only a few of the many pointers I have learned in regards to smoking a pipe—something I had always regarded as being childishly simple. I hope that my comments here may help some other beginner to more quickly learn a few of the fundamental points that I had to acquire at the expense of a blistered pipe, a burned tongue, and genuine disappointment more times than once.

## MAKING A BULL MOOSE

[Begins on page 306]

a curve consistent with the curve of the pipe. Stems can be bent by soaking them for a few minutes in hot water. Also, if the bend in a ready-made stem is not right, this curve can be altered to whatever degree is necessary by soaking it first.

The curve in the stem should be about the same as the bend where the shank joins the bowl. The bull moose loses much of its beauty if the stem is not correctly proportioned, and its importance is emphasized for that reason. Again, it will be a matter of observation, for the amount of curve in different designs varies, and for the maximum beauty I believe that each stem should be fitted separately to the pipe.

Although the finishing of the pipe has

been described before, let me just state briefly that any of numerous stains are satisfactory, with a final wax coating finished with a high speed cloth buffer to give a fine polish.

Although a difficult pipe to make, the bull moose is one of the best looking of all. I believe that by following these directions, and by using the drawing and the photograph accompanying this article, the average home workshop enthusiast should not have an undue amount of difficulty in making the pipe. An actual pipe to serve as a model would also be helpful.

A pipe which is similar in some respects is the oom paul, and I intend to describe how to make this shape in next month's issue.



# Headquarters for PIPES and TOBACCOS

Visit These Better Stores in Your Community

## ARIZONA

PHOENIX—  
JACK'S PIPE SHOP  
432 W. Washington Street

## CALIFORNIA

BAKERSFIELD—  
LEWIS PIPE AND TOBACCO  
1919 Chester Ave.

BEVERLY HILLS—  
LETHAM'S PIPE SHOP  
9441 Santa Monica Blvd.

CARMEL—  
GLENN SOREY  
El Fumador

FRESNO—  
HARRY PARKER  
1311 Fulton Street

HOLLYWOOD—  
HOLLYWOOD PIPE SHOP  
1641 N. Cahuenga

LONG BEACH—  
CURT'S SMOKE SHOP  
248 E. Broadway  
A. GUTHERZ  
6 W. Jergin's Arcade  
ROBINSONS  
312 E. Broadway

LOS ANGELES—  
ADE'S PIPE SHOP  
5314 Crenshaw  
COPLEY'S PIPE AND TOBACCO BAR  
8537 Beverly Blvd.  
H. S. WITTNER  
142½ S. La Brea

MONTROSE—  
THE SMOKER'S DEN  
2326½ Honolulu Avenue

SACRAMENTO—  
MAHAN'S PIPE SHOP  
1207 K Street

SAN BERNARDINO—  
VEE'S PIPE SHOP  
415 "E" Street

SAN DIEGO—  
MUNCEY'S TOBACCO PATCH  
1006 Broadway  
VAUGHN'S  
1055 Fourth Ave.  
WINTHER'S PIPE SHOP  
443 Broadway

SAN JOSE—  
BOYCE'S PIPE AND TOBACCO SHOP  
68 S. First Street

SAN MATEO—  
FOREMAN'S  
92 Third Avenue

SANTA BARBARA—  
PELCH & SON

SANTA MONICA—  
ED'S PIPE SHOP  
220 Santa Monica Blvd.

CONNECTICUT

NEW HAVEN—  
THE PIPE CENTER  
104 College Street

DELAWARE

WILMINGTON—  
THE BEE HIVE  
du Pont Building  
DEL-MAR-VA  
17 E. Fourth Street

DISTRICT OF COLUMBIA

WASHINGTON—  
BERTRAMS  
910 14th Street N. W.

## FLORIDA

JACKSONVILLE—  
THE TOBACCO SHOP  
225 Main Street

MIAMI—  
OGDEN PIPE AND TOBACCO  
114 N. E. Second Avenue

PENSACOLA—  
MOON'S PIPE SHOP  
406 E. Wright

SARASOTA—  
CREES  
251 Main Street

## GEORGIA

MACON—  
DEMPSEY CORNER  
Third and Cherry

## IDAHO

BOISE—  
ROBERTSONS  
205 N. Ninth Street

## ILLINOIS

BELLEVILLE—  
STIEHLS, INC.  
11 W. Main Street

GALESBURG—  
RAINEY TOBACCO SHOP  
963 E. Main Street

## INDIANA

FT. WAYNE—  
RIEGEL'S

NEW ALBANY—  
KAISER'S TOBACCO STORE  
326 Pearl Avenue

SOUTH BEND—  
BRUGGNER'S  
127 West Washington Ave.

## IOWA

WATERLOO—  
HUMELS SMOKE SHOP  
325 Fourth Street

## KANSAS

TOPEKA—  
FLAD & MARSH  
607 Kansas Ave.

## MARYLAND

BALTIMORE—  
A. FADER & SON  
210 E. Baltimore Street

## MASSACHUSETTS

WORCESTER—  
OWL SHOP  
Main & Exchange Sts.

## MICHIGAN

BATTLE CREEK—  
MEISTERHEIM'S CIGAR STORE  
5 W. Michigan Avenue

EAST LANSING—  
WASHBURN CIGAR STORE  
211 E. Grand River Avenue

LANSING—  
MAC'S CIGAR STORE  
120 N. Washington

PORT HURON—  
BELLS  
518 Grand River

SAGINAW—  
TUHY'S  
110 S. Jefferson

SWARTZ CREEK—  
PAUL SPANIOLA

## MINNESOTA

ST. PAUL—  
ST. MARIE CIGAR CO.  
96 E. Fifth Street

## MISSOURI

KANSAS CITY—  
ENGLANDER'S  
14 W. Twelfth

ST. LOUIS—  
H. A. SWEENEY  
926 Pine Street

## NEBRASKA

LINCOLN—  
FREEMAN'S PIPE SHOP  
1411 O Street

BELL M. WOLF  
121 N. Twelfth Street

## NEW JERSEY

TRENTON—  
R. E. RUSSELL  
52 W. State Street

## NEW YORK

NEW YORK—  
S. BRANDT  
558 W. 181st Street

OXFORD PIPE SHOP  
142 E. 42nd Street

TOWNE TOBACCONIST  
172 Fifth Avenue

PALMYRA—  
THE PIPE SHOP  
157 Main Street

ROCHESTER—  
CLYDE BURRITT  
18 State Street

RYE—  
NEWMAN'S SMOKE SHOP  
53 Purchase Street

SCHENECTADY—  
VOTTIS PIPE SHOP  
130 Erie Blvd.

SYRACUSE—  
STEG PIPE CRAFTSMEN  
200 W. Water Street

WHITE PLAINS—  
COURT SMOKE SHOP  
166 Martine Ave.  
ESQUIRE PIPE SHOP  
20 Depot Plaza

## OHIO

CLEVELAND—  
L. J. BENCE  
2706 Lorain Avenue

BENNIE'S PIPE SHOP  
6540 Lorain Avenue

MANSFIELD—  
PARK NOVELTY SHOP  
34 S. Park Street

## OREGON

PORTLAND—  
THELINS PIPE AND TOBACCO  
733 S. W. Yamhill

## PENNSYLVANIA

BUTLER—  
ADOLPH'S  
502 W. Cunningham

CARLISLE—  
DECKER'S CIGAR STORE  
29 W. High St.

CHAMBERSBURG—  
BOB'S SMOKE SHOP  
27 N. Main St.

CHESTER—  
INGRAM'S  
2528 W. Third Street

DANVILLE—  
DAVIS'S  
321 Mill Street

EPHRATA—  
WEIT & SON  
30 E. Main Street

FRACKVILLE—  
BENDER'S CIGAR STORE  
54 S. Lehigh Avenue

GETTYSBURG—  
FRED S. FAHER  
Center Square

GIRARDSVILLE—  
SIMONS  
131 2nd Street

GREENCASTLE—  
MORGANTHALL'S  
33 E. Baltimore St.

HAZELTON—  
PERRY'S  
22 N. Ujo Street

LANCASTER—  
MOSEMAN'S  
27 North Prince Street

LITITZ—  
RADER'S WILDWOOD  
75 E. Main Street

LIVERPOOL—  
LESHER'S

PITTSBURGH—  
FT. WAYNE CIGAR STORE  
400 Federal Street

POTTSVILLE—  
MILLERS CIGAR STORE

SOUDERTON—  
PAYLESS DRUG STORE  
Main & Hillside

## SOUTH DAKOTA

ABERDEEN—  
GOODMAN'S  
113 S. Main

SIoux FALLS—  
LEWIS DRUGS  
309 S. Phillips

## TENNESSEE

MEMPHIS—  
WORLD NEWS CO.  
Main and Monroe

## TEXAS

AMARILLO—  
GHOLSTONS  
Post Office Building

SAN ANTONIO—  
BLOCK'S PIPE SHOP  
208 Broadway

HARKNESS PIPE SHOP  
101 W. Commerce Street

MAX ITZ  
423 N. St. Marys St.

## WASHINGTON

SEATTLE—  
WISEMAN'S PIPE SHOP  
4234 University Way

SPOKANE—  
HOLT PIPE SHOP  
Main & Howard

TACOMA—  
CITY CIGAR STORE  
902 Pacific Ave.


WALLA WALLA—  
KELLY CIGAR STORE  
9 S. Second Street

## WISCONSIN

MADISON—  
TOBACCO BAR  
617 State Street

MILWAUKEE—  
HARVEY STORES  
747 N. Third

UHLE'S SMOKE SHOP  
232 W. Michigan Street



## The Collector's Page

*is a regular feature of Pipe Lovers Magazine*

**T**HE ONLY PLACE in the world where the pipe collector may regularly find information of interest to his avocation is the Collector's Page in this magazine.

For years, men like Mr. E. T. Friedrich of Seattle, Washington, shown above with his famous collection, searched in vain for information on pipes. Many looked forward to the day when a magazine devoted to their interests would exist.

Their hope has at last been realized. PIPE LOVERS brings the pipe collector a special page each month which discusses odd pipes, rare pipes, expensive and unusual pipes.

Additional articles throughout the rest of the magazine often discuss topics of interest to the pipe collector as well.

Famous collections are illustrated and described. Interesting stories in connection with pipes and their owners are pre-

sented. How to collect pipes, what to look for, what to avoid, are hints which are aimed to help pipe collectors obtain more enjoyment from their fascinating avocation.

The Collector's Page is interesting for the non-collector as well. Pictures of pipes attract any man who likes pipes, even though he may not be a collector. Articles and information presented in past issues have helped many readers to learn more about pipes in their own collection.

If you are a pipe collector, you can't afford to be without this information each month. For only \$2.50 a year you receive 12 full issues devoted exclusively to your hobby—pipes. Many times one issue, or possibly just one article, has been worth that much alone.

PIPE LOVERS is the only monthly magazine devoted exclusively to the subject of pipes. It is for men like you.

**If you have a friend who is a pipe collector, send us his name and address and we'll mail him a sample copy in order that he may get acquainted with the Collector's Page.**

One Year 2.50  
Two Years 4.50

**SUBSCRIBE TODAY**

**PIPE LOVERS**

THE MAGAZINE FOR MEN

WHO ENJOY A PIPE

532 Pine Avenue

Long Beach 12, Calif.