

PIPE LOVERS

THE MAGAZINE FOR MEN



WHO ENJOY A PIPE

25c

June, 1948



This Issue: Old Friends Return ♦ Flavoring Tobaccos
New Pipes ♦ Pipe Clubs ♦ Pipe Repairing

the finest pipes are Chadwick



Made only from aged, imported briars.

Calabash Bent A Chadwick exclusive... for your prized collection.



NEWMAN BROTHERS manufacturers 1245 Broadway Brooklyn 21, N. Y.


A DELIGHTFUL PIPEFUL



HEINE'S BLEND Fragrant PIPE TOBACCO

SUTLIFF TOBACCO CO., 45 Fremont, S. F., Calif. HEINE'S TOBACCO CO., Massillon, Ohio

FOR A BETTER TASTE—a cooler smoke—get a PIPE BOBBIN



Patent Pending

Uses household tissue. Wipes out shank, digs and tamps bowl. Make your own filters. No soggy heel, no bitter taste. Keeps stem clear. Made of machined alloy. Only 60c, 2 for \$1.

PIPE BOBBIN CO.

316 N. 77th St. Milwaukee 13, Wis.

HILL'S SPIRAL PIPE SCREENS

7 screens

\$1.00

Improve your smoke or money refunded, Adjustable, - Removable

No Wet Heels, No Clogged Stems



FOR A BETTER SMOKE USE A SPIRAL

The World's Most Practical Pipe Screen 1551 OCEAN AVE. - SAN FRANCISCO 12, CALIF. Dealer's Price on Request



Questions and ANSWERS

By KEN BROWN

If you have any question concerning pipes, tobaccos, or related subjects, Mr. Brown will be glad to answer them for you. Write to him in care of this magazine. Be sure to enclose a self addressed stamped envelop for your reply.

Q. What is the difference between the wood in pipes marked "genuine briar," "real briar," and "native briar?"—C. S. D., Orlando, Florida.

A. All briar which is grown abroad and is shipped into this country is marked "imported briar" and in practically every instance imported briar is so stamped.

However, there are lots of pipes made of briar grown in this country, and obviously pipes made of this wood cannot be called "imported."

Pipes made of domestic briar are stamped with numerous names such as you mention.

Practically any name used except "imported" signifies briar grown in America.

There are a large number of briars grown here and used in the manufacture of pipes, laurel and rhododendron being among the leaders.

Q. How many pipe loads can be expected from an ordinary pocket size package of tobacco?—D. E., Grand Island, Nebr.

A. This would depend upon several factors, such as if the tobacco were long cut or cube cut, how large the bowl is, and how tightly the tobacco is packed in the bowl.

Thus only an average figure can be given, and this seems to be about 12 pipe loads per ounce. And since the ordinary pocket package holds 1 3/4 oz., you should get a little over 20 pipe loads.

Q. I purchased a good quality pipe a while back and it has turned quite sour. All efforts to correct the condition have brought no results. Am I within my rights to return it to the manufacturer for a replacement?—K. S., Saginaw, Michigan.

A. If the pipe were guaranteed against turning sour, you would be entitled to a new pipe in exchange for your

old one. Such guarantee would have to be in writing and signed by the manufacturer and obtained at the time you purchased your pipe. The dealer's verbal guarantee would not be sufficient.

In the absence of such a guarantee (and I do not know of any company that guarantees their pipe against becoming sour) you could not expect a replacement. Your claim would be based on the fact or assumption that the wood was defective in the first place—either improperly cured or "green." Just how you would go about proving this, I do not know.

You would have to show conclusively that the condition was not a result of careless use of the pipe, saliva entering the bit and shank and causing the trouble, leaving the pipe uncleaned, and so on.

It is true that during the war much green wood was used, since the wartime demand for pipes was so great that the supply of properly aged wood was soon gone and manufacturers could not wait for wood to be properly aged.

Much of this wood should never have been used in the making of pipes, and trouble of the type you mention occurred more often than normally.

Now, with the appearance of better wood, the souring of a pipe due to the wood should be a rare instance indeed.

Q. Is there any book on tobacco from a botanical standpoint—that is, a book which tells about the growing and raising of the plant and preparing it for market—such as a textbook might do?—D. R., Lima, Ohio.

A. There are several such books, and your local librarian should be able to assist you in obtaining the one that best suits your needs.

One of the latest, which came out about a year ago, is entitled "The Production of Tobacco" by W. W. Gar-

ner. Containing over 500 pages, it covers practically every phase of the subject. The author has been with the tobacco division of the Department of Agriculture since 1908, and therefore speaks with authority.

Q. Which of the present tobacco companies is the oldest?—H. Y., Logan, Utah.

A. The P. Lorillard Company is probably the oldest still in existence, although its actual set-up has changed several times. Peter and George Lorillard established their first business location in 1760 in what is now the Botanical Gardens in the Bronx, in New York.

Q. Is Pritchett's "Smokiana" a book about pipes?—A. L., Dallas, Texas.

A. Yes, this is an old pipe book, published about a half century ago. It is full of pictures and illustrations of pipes of all peoples and all nations. The text is indeed secondary to the illustrations, which are superb.

The book is quite valuable to pipe collectors, and copies are very rare.

Q. What is the quickest method of adding moisture to pipe tobacco?—R. S. W., New York, N. Y.

A. The quickest I know of is to place wet blotters one inch apart in the humidior. In less than an hour your tobacco will be humidified. In fact, at the end of that time you'd better take out the blotters or the tobacco will become too damp.


If you want to humidify only a pipeful, load the pipe in the usual manner and then, placing your lips over the top of the bowl, breathe deeply into the bowl half a dozen times. The moisture from the breath will humidify the tobacco in a few seconds. This isn't the best method in the world, but I believe it is the fastest.

Q. What can be done to a pipe that has fallen in some water?—T. S. L., Erie, Penna.

A. It depends upon how long it has been in the water. Some smokers claim a new pipe breaks in better if it is soaked in water for a day or two before smoking it.

But after the pipe has been smoked a few times, a bath won't do it much good. A quick dip may not cause any damage, but if the pipe remains in water for any length of time the water will hurt the cake and may ruin the wood.

I do not know of any remedy for this condition.



It's carefully aged and blended, smokes cool and lasting, has a delightful aroma, and does not bite the tongue. Try a pipeful today—then you'll see why Brown Crock is truly "the smoke of the stars."

Available at present in one-half pound cartons only.

Shipped anywhere in the United States upon receipt of your check or money order for \$1.45, which includes postage, insurance and handling charges.

All Mail Orders Filled Same Day Received

HOLLYWOOD PIPE SHOP

1641 No. Cahuenga Blvd.

Hollywood 28, California



Approx. Size
1½ x 4½
Hand Made
Imported
Briar

E
X
A
M
P
L
E

of Low Prices
In Thrift
Section
of Our
**ROBERTSON'S
SMOKERS
BIBLE**

Regular \$7.50
SKULL PIPE
Now Only!
\$2.99

**ANNOUNCING! OUR NEW
ROBERTSON'S SMOKERS BIBLE**

Will Soon Be Ready To Mail. Something NEW AND DIFFERENT. Hundreds of new Handmade Pipe Shapes and Styles not offered anywhere else in the world — Pages of articles, pictures and cartoons on hand made pipes and pipe smoking — Humorous stories on pipe smoking — Pages of Pipes, Tobaccos from England, France, Czechoslovakia, Italy, Canada, Ireland and Scotland — and many other pipe smokers articles. **ORDER TODAY!** Send .25c in coin or stamps to

HOUSE OF ROBERTSON

World's Exclusive Makers of Unique Pipes

BOISE

IDAHO

Complete Your Files Now

A limited supply of back numbers is still available at no increase in price—still 25c each postpaid. Check through your files now and send for the copies you do not have. Money refunded on copies no longer in stock.

PIPE LOVERS MAGAZINE

532 Pine Avenue

Long Beach 12, California

Don't forget

FATHER'S DAY

June 20th

he'll appreciate a fine new pipe, or a pound of his favorite tobacco.


—and here's another suggestion, a year's subscription to Pipe Lovers would really make the day complete—a magazine he can enjoy throughout the year—a fresh copy the first of every month.

Articles of Lasting Interest

He'll really appreciate your thoughtfulness, and he'll get a lot of valuable information out of the many features, articles, departments, hints and ideas, and other valuable information on pipes, tobaccos, and related subjects.

Attractive Gift Card Sent
When Requested

Only \$2.50 per year



And here's another fine gift — all 12 issues published in 1947 or 1946, bound together, complete with full index. Supplied in maroon leatherette with gold lettering. (Other colors available on special order.)

Only \$6 Postpaid

"A Gift He'll Remember"



THE MAGAZINE FOR MEN WHO ENJOY A PIPE
LONG BEACH 12, CALIF.

PIPE LOVERS

THE MAGAZINE FOR MEN

WHO ENJOY A PIPE

Dedicated to the Interests of Over 20,000,000 Pipe Smokers

THE NATIONAL PIPE MAGAZINE

Vol. III — No. 6

June, 1948

CONTENTS

General Articles

Old Friends Return - - - - -	George W. Cushman	168
<i>Pipe styles discontinued during the war are now reappearing</i>		
Flavoring Tobaccos - - - - -	Thomas Moore	170
<i>Several tobaccos have a natural flavor which is used in many blends</i>		
Meerschaum Lining - - - - -	Gene Lines	172
<i>Directions are given for lining the pipe shank with meerschaum</i>		
First Pipe - - - - -	J. R. Surena	173
<i>This young artist surprised even himself with his first effort</i>		
Don't Blame the Tobacco - - - - -	Harry Parker	174
<i>Pipe cleaners are necessary to full enjoyment of a pipe</i>		
Earth Smoking - - - - -	James Morrison	175
<i>Once popular in the old world, this practice has greatly diminished</i>		
The Heide Collection - - - - -	H. C. Hale, Jr.	176
<i>Famous collection is now being broken up and sold</i>		

Departments

Blends and Blending - - - - -	George Alpert	179
Blowing Smoke Rings with the Editor - - - - -		166
Collector's Page—The Heide Collection - - - - -	H. C. Hale, Jr.	176
Pipe Clubs - - - - -		182
Pipecraft - - - - -		180
Pipelines - - - - -		165
Pipoddities - - - - -	George R. Flamm	185
Pro and Con - - - - -		184
Repair Bench - - - - -	W. H. Packer	188
Questions and Answers - - - - -	Ken Brown	162
What's New - - - - -		186

Cover—The famous Kaywoodie Chin-Rester style is back again after having been discontinued during the war. For full information on new styles returning see page 168.

Editor and Publisher **George W. Cushman**

Associate Editors **Ken Brown**
Hal E. Heintzelman
James Morrison

Representatives
New York - **George T. Hopewell**
101 Park Avenue
Lexington 2-3783

Art Editor - - - - - **JOB BARNES**

Pipe Lovers Magazine is published monthly by Cushman Publications, editorial and business offices located at 532 Pine Avenue, Long Beach 12, California. George W. Cushman, owner and publisher. Entered as second-class matter January 21, 1946, at the post office at Long Beach, California, under the Act of March 3, 1879.

Entire contents copyright 1948. No material may be reprinted either in whole or in part without special permission, unless the source is given.

Ideas and opinions expressed in signed articles do not necessarily represent those of the magazine.

Subscription rates: To addresses in U. S. A. and possessions, \$2.50 per year, two years \$4.50; foreign countries including Canada and Mexico, \$3.50, two years \$6.50, single copies 25c, foreign 35c. Back issues the same. All subscriptions are payable in advance and should be sent to Pipe Lovers Magazine, 532 Pine Avenue, Long Beach 12, California. Report change of mailing address promptly giving both old and new address. Allow two weeks for change to take effect.

Advertising rates and requirements sent upon application. Publisher reserves the right to ask to see samples of products advertised and to request references from new advertisers.

Manuscripts and photographs submitted for editorial consideration must be accompanied by return postage. Publisher cannot assume responsibility for unsolicited manuscripts.



PIPE LINES...

Water Pipes

DEAR SIR:

It was quite a surprise to me to discover Bob Burton's article on water pipes in the May issue on the same afternoon that I made my first water pipe.

Having an extra hour in the Chemistry laboratory, I rigged up the outfit in much the same manner as Mr. Burton, except that instead of a thistle tube bowl I employed one of the bowls from a Custombilt Convertibole, adapting it to a glass tube by means of an appropriately bored cork.

Water was my principle medium, and my first experiment was conducted with my favorite blend—a mild one.

The result was poor, and I soon learned that there is a whale of a difference between smoking the conventional briar and a water pipe.

I found that I could now enjoy the more aromatic tobaccos, deriving the pleasure which stem from their scents, without having to put up with what are to me the harsher qualities.

I went as far as to add bourbon to the water, but the small improvement wasn't worth the effort. Perhaps some day I'll try creme de menthe according to Mr. Burton's suggestion, but not until after much moral preparation.

My own conclusion is that water pipe smoking has infinite possibilities, but the "good ole briar" remains supreme in the realm of steady smoking enjoyment.

FRANK J. O'BRIEN, JR.
Princeton, N. J.

Clay Pipes

DEAR SIR:

After reading the article on the making of clay pipes in last month's issue, I couldn't believe a pipe could live up to all the praise the author gave it, so I purchased an Irish clay from the neighborhood tobacconist.

I lit up, and the first thing I did was go back to the tobacconist and get a set of the same type of pipes.

They are even more wonderful than the author described, and I am going to include them in my regular rotation of smoking my briars.

Thanks to you and Mr. Louis Gagne for tipping me off to something I had been missing.

RICHARD GAMBERALE
Bronx, New York

Two Stems

DEAR SIR:

Why do pipe makers always give you only one stem with a pipe when it is the stem that always wears out long before the rest of the pipe. Surely these hard rubber pieces don't cost the manufacturer more than a few cents apiece, and the added number of sales would more than make up this added expense.

There is a pipe company—or was, a few years ago, that gave you a shank and two bowls, but as yet none have seen fit to give us a replacement of the part that wears out the fastest.

DONALD TURNER
Oakland, California

Up or Down?

DEAR SIR:

In answer to Mr. Voss' letter in the *Pipe-lines* column for May, let me say that I have been a pipe smoker for over 30 years and I contend that it makes no difference whether the pipe is rested with the bowl up or down as long as it has been thoroughly cleaned before being put to rest.

Perhaps the strongest argument in favor of the 'stems down stand' is that my pipes are securely held, and when my wife moves and dusts this stand none of the pipes can become dislodged and fall.

Dr. Knowlton, the other 'half' of our 'Two Man Pipe Club' does not agree with me and has never approved of a stand where the bowl rests upward. When he called my attention to Mr. Voss' letter he said not a word, but the expression on his face said "See, I told you so!"

C. A. MALCOLM
Van Nuys, California

Pro and Con

DEAR SIR:

Your open forum page *Pro and Con* never fails to interest me, although some of the opinions expressed do not seem to me to be any too good.

There are many times when I would like to answer some of the letters printed, but by the time the rebuttal would appear in print the subject would have been forgotten.

Isn't there some way these letters could be discussed in later issues?

JAY WILLIAMS
Albany, N. Y.

¶ We try to include letters which present all angles to the question each month. This is not always easy to do since on some questions the majority of letters will favor the same point of view.

But by endeavoring to present letters commenting on all sides of the question we try to give as full and complete a discussion as the letters received will permit.—ED.



Collector's Manual

DEAR SIR:

I am just beginning to collect pipes as a hobby and would appreciate your recommending a collector's manual that I could obtain to assist me in the further study and cataloguing of my pipes.

C. E. PARMLEY
Providence, R. I.

¶ We do not know of any book or manual such as you describe. There are hundreds of thousands of different kinds and types of pipes, and no book could begin to list them all. Several books, such as "The Pipe Book" by Dunhill, would be helpful in classifying some of your pipes, but as for a manual, catalogue, or directory which is even partially complete, there is none of this nature, so far as we know.—ED.

KAYWOODIE

REG. U.S. PAT. OFF.

Super-Grain Kaywoodie
No 31C, \$5
Identify by clover leaf



Kaywoodie pipes are made from the burl part of imported briar, the grain being sturdy and interwoven affording beauty and long service.

Of all the pleasures man enjoys, smoking a Kaywoodie is one of the best. Each Kaywoodie with its unparalleled beauty of natural briar grain, has the proper balance, feels just right. The Drinkless fitment inside cools and cleans the smoke, and has proved to be the best of pipe-filters. Kaywoodies range in price from \$3.50 to \$25. Kaywoodie Company, quality pipes since 1851. New York and London.

Select a Kaywoodie for him
for Father's Day

THE *Flame* SPORT TORCH



• Steady flame for pipes, cigars, cigarettes.



• Pipe tamper.

Dad will love his sturdy SPORT TORCH with concealed wheel. Ideal for OUTDOORS. Large fuel capacity.

From Your Dealer or Send \$1.00. Postage Prepaid.

Dealer and Jobber Inquiries Solicited.

BRYN MAWR SMOKERS NOVELTY COMPANY

(Division of M. B. Siegel and Assoc.)

63 E. Adams St. Chicago 3, Ill.



WANTED !!

10,000

More Pipe Smokers To Enjoy
A Real Smoking Thrill!
Switch To



Simply Send 25c for a
1½ oz. Pocket Package

(Specify Regular or Aromatic)

HARRY PARKER LTD.

Dept. PL

1311 FULTON STREET
FRESNO 1, CALIF.

YOU HAVEN'T ENJOYED A PIPE UNTIL YOU SMOKE **BARCLAY SQUARE** Aromatic Blend '77

WRITE FOR FREE SAMPLE
CLEVELAND TOBACCO CO.
2133 ONTARIO CLEVELAND 15, OHIO

Unconditionally Guaranteed
TO BE THE BEST PIPEFUL
YOU'VE EVER HAD OR WE'LL
REFUND YOUR MONEY

POCKET SIZE 30 CENTS
HALF POUND \$1.30
POUND \$2.50

BLOWING

SMOKE RINGS



With
the editor

A FEW DAYS ago we received a letter from a reader in Denmark, and since it contains some interesting information from many angles, we thought we would pass it along to you.

The writer, Mr. Axel Kennard, describes the effect of the war on the tobacco situation over there. He says that as hostilities got under way the importation of tobacco ceased, and since practically all tobacco smoked in Denmark was grown in the United States, the people had their choice of going without—or growing their own.

Tobacco then began to compete with food, for this item also was scarce, and many eatables were rationed. The Dane, therefore, began to grow his own food and every available square inch of ground was plowed up to make ready for garden seeds.

With growing space usually at a premium (seldom did anyone grow too much food) tobacco had to be given careful consideration. Many people began to cultivate their own plants—stealing precious food space for growing tobacco.

At best, writes Kennard, it was poor smoking. The people knew nothing about the growing of tobacco, its curing and preparation. But it was this or nothing.

SINCE PIPES also ceased to be imported, local woods were pressed into use. Beechwood was considerably used, but it was far from satisfactory. And since the home grown tobacco was slow to mature, pipes were filled with the dried leaves from cherry and apple trees.

What little tobacco did come through from America was distributed by the tobacconists among old customers, an arrangement not received with pleasure on the part of those who had not been successful in becoming

regular customers of the tobacconists before the rationing system began.

From this time of trial, writes Kennard, many stories and anecdotes like the following are still circulating in Europe:

Because of the poor taste and flavor of the tobacco obtainable during the war, a manufacturer of sweets very discreetly summed up the matter by placing an advertisement as follows: "When smoking, you may have bad breath without knowing it."

A tobacconist found himself in an unpleasant situation which was expressed by a card in his window: "No tobacco on account of burglary."

It is told that in the course of the day a tobacconist on the other side of the street also put a card in the window which read: "I have a few packages, but I have not stolen them."

ANOTHER CONCERNS a man who entered the tobacconist's shop. The proprietor looked at him a fraction of a second and then yelled: "You are a new customer."

The man is said to have replied: "Not before I get a tin of tobacco." He got it.

Although we in America did get a little green tobacco occasionally, and sometimes our favorite brand was temporarily out of stock, we did fare much better than our pipe friends abroad. At least we were not compelled to sacrifice a plot of garden land in order to raise a few tobacco plants.

With all the howl and cry we sometimes hear about tobaccos and why some company doesn't put out a good blend, it seems like it might be a good idea to take a man's tobacco away from him for a year or two, and let him grow his own—as best he can—such as the Dane's had to do.

Meet the Staff

(In response to numerous requests from readers asking for information about the men who publish this magazine, PIPE LOVERS is presenting this series of thumbnail sketches each month on the men who constitute the editorial staff. This, the third of five, concerns Hal Heintzelman, Associate Editor. Next month, George Cushman, Editor.)

WHEN THE editorial staff was being selected some three years ago, the publisher wanted someone on the staff that knew pipes from a technical and commercial standpoint.

Considerable searching resulted in the location of Hal Heintzelman, who, at that time, was head of the pipe department in a large pipe and tobacco wholesale house.

It was Hal's job to do the buying of the pipes he would later sell to dealers, and in this position he talked with hundreds of manufacturer's representatives and heard their sales talk on the outstanding merits of the pipes they had to offer.

On the other hand he heard the customers' complaints through the many dealers his firm serviced, and in this way he got the other side—that is, what was wrong with the pipes.

Thus he was able to see pipes from the manufacturer's point of view and also from the consumer's point of view. As head of the pipe department he soon learned what kinds and types of pipes were selling. These, he knew, were preferred by America's pipe smokers.

HEINTZELMAN'S firm willingly replaced pipes which were defective. Thus he found what were the greatest faults with pipes, and just what were the greatest causes of trouble. He learned where in the manufacturer fell down, and also what the pipe smoker was doing wrong.

It was for his knowledge and experience as a sort of "middleman" that Heintzelman was selected to serve as "technical editor" on the publication.

He has many followers who like and read his articles, which nearly

always are of a technical nature.

One of his early articles "Why Pipes Burn Out" is still talked about by early readers of the magazine. He had noticed so many pipes were being ruined because of burn-outs he felt the reader should be given a few facts concerning burn-outs and how to prevent them. His scientific approach to the problem is typical of his manner in presenting a subject.



HEINTZELMAN
Assoc. Editor

Some of his other articles, practically all of which have been well received, are "How to Select a New Pipe", "Filter Pipes", "Modern Metal Pipes", "Stem Repairing", "How to Ream a Pipe", and most recently "Let's Talk about Stems."

WHEN ASKED what is his favorite pipe, his favorite style, shape, or type, he will say that he can't tell until he has smoked the pipe for a while. That is the true answer of the scientific mind—no jumping to conclusions. He is generally partial to unusual designs, and prefers new shapes and styles to the more conventional models.

Hal never judges a pipe as he takes it in his hand for the first time, any more than he does a new acquaintance to whom he has just been introduced. "Pipes are like people," he says. "You have to live with them a while before their true colors show up. Both may appear O. K. on the surface, but later turn out to be not much good."

When he selects a new pipe, Hal looks for good quality workmanship plus a good piece of wood. If these are of the best, he says, the pipe will usually turn out all right in the end.

He really loves a fine pipe. He sometimes spends a month or more just admiring a new pipe before filling and lighting it.



AND—

this is but half the story.

The ENGINEER gives you 35 min. smoking. It is dry and cool and sweet because it has

NO stem vacuum.

No filters. No wet heel. No slugs.

Description on request

Satisfaction guaranteed.

Sport Type \$5 - Standard Type \$8

Order yours TODAY

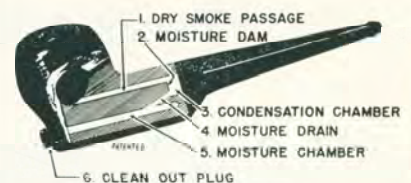
GERHOLT INDUSTRIES

P. O. Box 149

Romeo,
Michigan



- NEEDHAM -



"A Particular Pipe"

Here is the answer to your smoking enjoyment. No gadgets, no filters. Just sound engineering plus imported briar and superb workmanship make this a pipe you must have.

SEND YOUR ORDER TODAY
\$3.50 POSTPAID

If C.O.D., you pay postage charges.
Den-Lee, 1201 South Fifth Street
Alhambra, California

"SEYMOUR ORIGINALS"

SUPERB PIPES HAND-MADE FOR CONNOISSEURS AND COLLECTORS

Each is a distinguished hand-made original combining unexcelled good looks and smoking flavor—and made in any size and design desired out of only the choicest of aged, imported briar. . . . Each is a masterpiece of the sculptor's art and is registered and fully guaranteed. . . . Only a limited clientele can be served . . . so write NOW for literature and complete information.

**ALLISON J. SEYMOUR
& ASSOCIATES**

Studio A, Valley City, North Dakota




Fig. 1, the Chin-Rester which is once more being manufactured. It relieves pressure and weight on the jaw. Fig. 2, the Carburetor, which takes in cool air through a hole in the bottom of the bowl. The hole also insures a dry pipe with no wet heel.

Old Friends Return

Several Pipe Styles, Some New, Others Which Were Discontinued During the War Years Are Once More Being Manufactured

By GEORGE W. CUSHMAN
(Editor, *Pipe Lovers Magazine*)

GOOD NEWS is here for pipe smokers who have been patiently waiting until war scarcities would subside and pipe manufacturers could again give consideration to the manufacture of the pipe styles and designs which were discontinued for the duration.

With the tremendous demand now greatly lessened, and the supply of pipes more than ample to meet the needs of the nation's smokers, pipe manufacturers once again are producing the favorites of a few years back. Impossible to get for the past seven or eight years, these "old friends" are now to be found in ever increasing numbers in the country's pipe shops.

Some of these are referred to as "special purpose" pipes, among which might be included the Chin-Rester (Fig. 1, above). In pre-war days thousands of pipe smokers made this their favorite pipe, and many a man working with his

hands found it was mighty comfortable to be able to let the Chin-Rester rest on his chin while doing his work.

The Kaywoodie people say the Chin-Rester is one of the world's most comfortable pipes and there are a host of pipe smokers who will agree.

It is appreciated by smokers whose jaws tire easily, since the bent stem rests on the chin in such a way that the weight of the pipe on the jaw is greatly lessened.

Another style which has many devotees is the Carburetor. This pipe has a small hole in the bottom of the bowl through which cool air is drawn as the pipe is being smoked. The fresh air mixes with the smoke, and not only does it cool the smoke, but it makes the tobacco burn more evenly and improves the flavor.

Fig. 2, above, shows a cut-away section of one of the new post-war Kay-

woodie Carburetor pipes and shows how the air comes up through the bottom of the bowl where it joins with the smoke going to the mouth. The smoke is smooth and mild, and the pipe bowl is kept absolutely dry since no "wet heel" can form.

ANOTHER OLD favorite is the Chesterfield pipe, Fig. 3. It is of graceful, well balanced proportions that older smokers have enjoyed since the beginning of the century.

All Chesterfield pipes have a generous "well" in the shank, to trap the moisture and tars that condense on the "drinkless" attachment.

This "well", placed deep in the shank, separates the moisture and keeps it removed from the smoke as it passes through the stem. It is preferred by many smokers over pipes in which smoke and

moisture are both in the same chamber in the shank of the pipe.

The Kaywoodie Company, manufacturers of the Chesterfield, believe the majority of smokers do not like filter arrangements in pipes which cannot be cleaned and which only collect tarry substances so that the user is smoking through the residue of previous smokes.

In the Chesterfield this residue of condensation is deposited in the well, which may be easily cleaned out from time to time. Moisture, tars and nicotine are kept away from the smoke in this way. It is a simple and efficient arrangement.

Another pipe style which has also been announced by the Kaywoodie Company is the Stembiter. This pipe is a blessing to impulsive smokers who bite hard on their pipe stems, the men who chew their pipes.

Carefully placed in exactly the spot on the mouthpiece where your incisor or "eye-tooth" clamps down is a small hole, just the size and shape of the tooth. Instead of biting the stem, your tooth fits into that space. (Fig. 4) This special construction was designed after careful study of several thousand tooth and jaw structures.

But what is fully as important in this stem design, if not even more so, is the location of the smoke channels. There are three of them, one coming straight down the center and one on each side. This design spreads and diffuses the smoke, and is a boon to tender tongues. By placing these channels at the correct location, a considerable difference has been made in the intensity of the issuing smoke.

AND SPEAKING of stems, many smokers have often wondered why a pipe was not manufactured with a briar stem—the same as the rest of the pipe. Although wood does not hold up as well as hard rubber, it keeps the pipe all wood, and some smokers like this combination.

Harper Brothers have just announced a pipe of this design, Fig. 5. The pipe is manufactured in French Morocco, and both bowl and stem are of briar. There is no other substance used anywhere in its manufacture.

The pipe is not made of one piece of briar as some smokers might believe. The bowl is made the same as in any other pipe, and the bit is patterned exactly the same as a bit, too, except that it is of briar instead of hard rubber. In this way, should the wood bit wear through in time, a conventional bit can be fitted to the bowl and the pipe is not wasted.

At least two companies have recently announced water pipes in order to meet the rising demand for this type of pipe. The Century Briar Pipe Company has just brought out an improved model (Fig. 6) which features a briar tobacco bowl, a picturesque design on the side of the

(Continued on page 178)



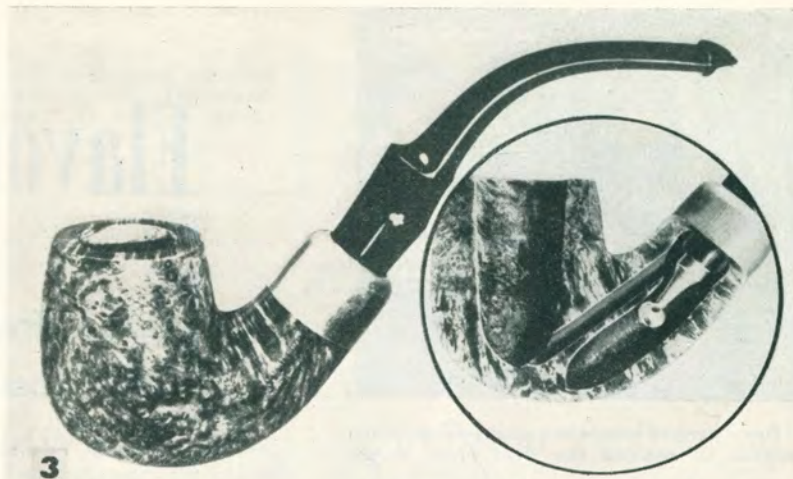


Fig. 3, the Chesterfield, with moisture trap and drinkless attachment. Fig. 4, the Stembiter, which reduces damage to the stem and distributes smoke flow. Fig. 5, briar pipe with briar stem. Figs. 6 and 7, two new water pipes each with briar bowls.



After Perique leaves are stripped they are beaten to remove the dust from them.



They are then thoroughly soaked with water to prepare them for fermentation.



Women workers then sort the wet leaves before they are placed in large barrels.



After many months of curing in its own juice Perique is made ready for market.

Flavoring Tobaccos

Latakia, Perique, Turkish, and Some Others Possess a Natural Flavor and Aroma Which Add Much to the Blend

By THOMAS MOORE

MANY SMOKERS like just plain burley in their pipes, with nothing added, and some will smoke straight Virginia. But most of us like an addition of other tobaccos which give the blend a bit of a taste or flavor. Such tobaccos also add to the aroma and make the mixture a bit more pleasing.

These tobaccos are generally known as flavoring tobaccos. They are used in small amounts and give the mixture a personality—set it apart from any other.

In discussing the flavoring of tobaccos it may be well to point out at the beginning that the flavor of a pipe blend is achieved in two primary ways: The first through the addition of natural "aromatic" tobaccos, and the second through the addition of perfumes and artificial flavors such as vanilla extract, honey, rum, and hundreds of other oils and essences.*

It is our purpose in this article to discuss only the first method—that is, the tobaccos which in themselves are naturally aromatic.

Of these there are several, and each has its own characteristic flavor—its own individual contribution to the pipe blend. The flavor is inherent in the leaf, or is obtained or enhanced in the curing process, but is in no way added artificially. It is a part of the plant itself.

One of the most interesting of all flavoring tobaccos is that known as Perique. This black, pungent, full bodied tobacco adds strength to the blend, and a little goes a long way.

Perique tobacco has long been known in this country. When Pierre Chenet, an

Acadian, was driven from Nova Scotia in 1755 he wandered south into Louisiana. As he reached the place now known as St. James Parish he found the Choctaw and Chickasaw Indians processing tobacco in a manner entirely new to him.

He found they would take a hollow log about the size of a small barrel, close one end, and then pack it with twists of the tobacco grown in that locality.

The top was closed and great pressure applied, which served to squeeze out the natural juices. The leaves then soaked in these juices for many months. At intervals the leaves would be taken out and aired, then returned to the log and the pressure again applied.

THE PROCESS, as Chenet discovered it almost 200 years ago, is exactly the same today. No change has ever been discovered that would improve the tobacco. The only change, if it can be so called, is that wooden barrels have been substituted for the Indian's hollow log.

One of the most remarkable aspects of this unique tobacco is that it will grow only in this one section of the world. The seed has been taken elsewhere and planted, but it does not produce the true perique. And, just as strange, any seed brought from other parts of the world and planted in St. James becomes true perique within three years.

The fermentation changes the color of the tobacco to a jet black. It is a strong tobacco with a slightly sourish flavor. It gives a fullness to the blend and serves to round out other flavors. A little goes a long way, and 10% is sufficient in most any mixture.

Latakia (preferred pronunciation La-ta-KEE-a) is another popular tobacco used as a flavoring agent. It grows only

* For further information on artificial flavorings read "Tobacco Adulterants" in the February issue.

in Asia, being imported from Arabia and Syria. Arabian Latakia can be easily recognized by its brown and black color. It consists of stems, stalks, and leaves. Syrian Latakia is jet black and is made up of the cut leaves only.

Latakia is a relatively new tobacco. About 90 years ago an unusually large crop of tobacco in northern Syria was grown and harvested. An unsold lot had to be hung from the roofs of natives' dwellings due to lack of sufficient storage facilities.

The odorous wood which the natives used to heat their homes gave the tobacco an odor and a color entirely new to anything seen before.

This new tobacco was tried straight in pipes, and then, as the blending of tobaccos became popular, was used still more, for pipe smokers liked it as a flavoring agent more than as a straight smoke.

The discovery happened near the town of Lattaquie in the Syrian state of Alaouites, and it is from this town that it has since taken its name. Botanically it is called *Nicotiana Acuminata* and is different from tobacco grown in this country. The plant is small, seldom over one foot high. The leaves are dark brown and have an oily appearance when cured.

Latakia has a peculiar smoke odor and flavor which is not in any other tobacco. In a pipe mixture it adds its own characteristic flavor, with a very small amount being sufficient. It is the "salt" or "pepper" in the blend.

TURKISH TOBACCO gives a still different kind of flavor to the blend. It has an aroma which is distinctive for its sweetness, body and richness. In a mixture the aroma is delicate and can be easily overshadowed by a stronger tobacco, so that its effect might be lost to a certain extent if the blend is not compounded properly.

There are dozens of different kinds of Turkish tobaccos, and they are grown in several countries near Turkey, including Greece, Russia, Syria, Romania and Bulgaria. It is an air-cured tobacco with a high sugar content. Best known of the many Turkish varieties are Xanthi, Djebel, Macedonian, Adrianople, Old Greek, Smyrna, Samsoun, Trabison, Anatolian, Djubek, Mahorka, and Bakoun.

Some of these varieties are not imported into this country and are unknown here, whereas others are plentiful and popular among tobacco blenders.

As a class, Turkish tobaccos do not add strength to a mixture. As with Latakia, the Turkish leaf is very small and is packed into packs of approximately 20 leaves each.

EDITOR'S NOTE: *This is the second of two articles on the primary kinds or classes of tobaccos used in pipe blends. The first, which appeared last month, described base tobaccos.*

Turkish is rich, sweet and mild, and is an excellent addition to many blends.

CAVENDISH is not in itself a tobacco, instead, a type of curing or preparing a tobacco, usually Virginia, for the pipe. As mentioned last month, it is used either as a base or as a flavoring tobacco, depending upon the formula and upon the use intended for it in the mixture.

When used as a flavoring tobacco, one of many is available. Cavendish is soaked or dipped in rum, honey, certain kinds of syrups, sugars, and similar preparations.

The degree or strength of the sweetening agent employed will govern to a large extent the amount of Cavendish that can be used in the blend. Strictly speaking, Cavendish can hardly be considered as a tobacco type since its flavor is not natural but acquired. However, since it has been recognized by the trade as a tobacco type, it is included in this discussion for that reason.

The part played by Cavendish as a flavoring tobacco in a blend depends entirely upon the type of flavoring employed. Ten per cent. honey Cavendish

may not do as much as five per cent. sugar Cavendish, or it may do far more than 20% of some other type of Cavendish.

The mixture to which it is to be added also has some bearing on the matter. If the mixture already contains one or two flavoring tobaccos the effect of the Cavendish will not be nearly as noticeable as if it is the only flavoring agent used. With Turkish, for instance, a bit of Cavendish may completely overshadow the taste and flavor of the more delicate Turkish.

ALTHOUGH THIS covers the tobaccos primarily used as flavoring tobaccos, there are a few others which are used to some extent. One of these is Havana. This has the peculiar rich flavor that some smokers like. It adds strength to a mixture and is therefore seldom used in large proportions.

It is grown primarily in Cuba, although it has been grown to some extent in other parts of the world.

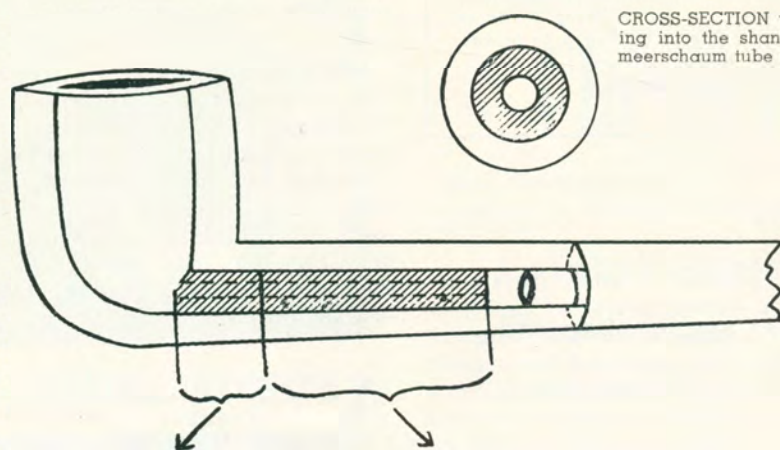
Persian tobacco, especially the variety known as Shiraz, is also used in pipe blends, especially in the orient. It is little known here. It is considered a choice pipe tobacco, and is largely used in water pipe smoking.

It should be stated in closing that although there are not many basic types of flavoring tobaccos, each is capable of giving several different effects to the blend depending upon how it is prepared for the pipe.

(Continued on page 190)

After being placed in barrels Perique is subjected to tremendous pressure with a screw jack to squeeze out natural juices and thus start the fermentation process.





OPTIONAL length of the meerschaum tube. The meerschaum may be extended into the bowl, in which case the end adjoining the bowl should be beveled.

LENGTH of meerschaum tube usually used. Care must be taken to line up the hole in the meerschaum tube with the hole leading into the bowl.

Meerschaum Lining

This Author Believes Much of the Taste Comes From the Shank and Finds A Meerschaum Lining Improves it

By GENE LINES

FOR MANY years I have noticed that pipe manufacturers have been trying to combine the good tasting and smoking qualities of meerschaum and the strength and flavor of the briar.

This has resulted in the meerschaum lined bowl in a briar pipe. Many pipe smokers prefer this combination for its quality and fine smoking satisfaction.

Any pipe smoker who is at all handy with ordinary tools can convert any of his pipes into a meerschaum-briar combination which will favorably compare with and in some ways surpass the conventional meerschaum lined bowl.

For the past nine years I have been converting good briar pipes into a meerschaum tasting pipe by the very simple process described here. All of these pipes have turned out well and have been giving me good service throughout the years.

I have always thought that most of the meerschaum taste comes from the shank of the meerschaum pipe rather than the bowl. In a meerschaum pipe the inside of the bowl is soon caked and the meerschaum itself does not come in direct contact with the burning tobacco.

But the smoke, as it passes through the shank, does come in direct contact with the meerschaum and I believe that it is at this point that most of the meerschaum taste is acquired.

I have proven this to my own satisfaction by making a bowl of meerschaum and then placing it on an aluminum shanked pipe. When this combination was smoked I could find very little difference from the taste that came from a briar bowl.

This has sort of convinced me that the meerschaum taste—or any taste that a pipe gives—comes from the shank

rather than the bowl.

The method which I employ takes advantage of that fact.

ALL YOU NEED in the way of materials is the briar pipe you hope to convert, and an old meerschaum pipe. If you don't have an old meerschaum pipe ask any local repair shop for any broken meerschaum pipes they might have.

A broken or cracked bowl usually marks the end of a meerschaum pipe, but if the shank is still intact, you have all you need.

The bowl is cut off and discarded. The shank section is now turned into a slender tube or cylinder and must be much smaller in diameter than the diameter of the shank of the briar pipe into which this meerschaum tube is to be inserted.

The next step is to bore out the briar shank until the inside diameter is as large as the outside diameter of the meerschaum tube which you have just turned down.

It is now but a simple matter to insert the meerschaum tube inside the briar shank, as illustrated here.

If desired, the meerschaum tube may be allowed to run into the bowl, or it may run to within a quarter or half inch of the bowl.

Of course a tight fit is preferable, although if the meerschaum tube does not fit too tightly it can be taken out at intervals for a thorough cleaning if desired.

In the event the tube is too small to fit securely, it can be wedged into place by a couple of toothpicks, small slivers of meerschaum, or any other material that will accomplish the same purpose.

Since nine times out of ten the meerschaum shank employed will be from an old pipe, it will be well colored and aged. It is this condition of the shank that will give the converted pipe a well broken-in taste right from the start.

I always recommend a good briar pipe for this type of conversion. It doesn't seem quite worth the effort to use an inferior wood for it doesn't seem to provide extra fine smoking quality that this combination can and will give.

There are some pipes, such as the Comoy Grand Slam, for instance, which has an extra large bore made to accommodate the filter system. The filter is discarded, and the meerschaum tube turned down to fit. If such a pipe can be employed, the job of boring the hole in the wood shank is eliminated, and all

(Continued on page 190)

WHEN AN artist tries to carve a pipe for the first time, what kind of success will he have? That is what Julien Ponceau wondered when he got the idea that he would like to see just what he could do with a knife and a piece of briar.

Ponceau has been working with wood for a long time, and has applied his artistic tendencies in his job as antique repair specialist at one of New York City's largest department stores. He also has a small workshop of his own where he spends his "spare" time doing antique restoration.

Just what kind or type of a pipe he would make, he didn't know, for carving a pipe was something entirely new to him. First of all he had to find a piece of wood.

I told him that a good piece of Algerian briar is what he should have and that I would try to get him a large piece that was free from flaws.

I found that obtaining a large block of the quality a carver should have was not easily done, even here in New York, but after a few weeks of inquiring around I was able to get a piece of Algerian briar for him.

HE TOLD ME that the block was not quite in the shape he had anticipated, and as a result he would have to re-design the idea he had in mind. Furthermore, he said, the pipe would be entirely hand made, with the hole in both the shank and bowl being done with hand tools.

Believe it or not, two days later the artist had finished his pipe. When he first showed it to me I stared in frank amazement for I was aware of the meaning of this feat. With his busy schedule

Ponceau, 26-year-old artist, claims the bent bulldog is his favorite pipe shape.



Ponceau's first pipe clearly indicates his artistic ability and talent. The pipe is made of a select piece of briar. A busy man, he carves pipes in his spare time.

First Pipe

New York Artist Tries His Hand At Carving a Briar Pipe and Astounds His Friends With His First Effort

By J. R. SURENA

he had somehow managed to find time to carve out the exceptionally beautiful specimen. He certainly must have worked well into the wee small hours of the night.

He said the pipe which the famous sculptor Cecil Howard had carved and which was pictured in last December's issue of PIPE LOVERS gave him his idea. His design, he says, is not the same although it is along similar lines.

When asked how he had managed to complete the pipe in such a short space of time he confessed that the project had fascinated him and consequently he had urged speed to his fingers.

Frankly, I was a bit skeptical of his explanation, even though I had no reason to doubt it. Just the same I went with him to a local tobacconist where we

purchased a large rustic briar pipe for four dollars.

Then I watched him go to work on it. This time I had to believe the speed with which this fellow works, for in half an hour the 26-year-old artist had carved a primitive head on the pipe bowl!

AT PRESENT he is carving another pipe from an unworked block. Now that the novelty of making his first pipe has worn off, he devotes 15 minutes to a half hour daily to it's carving. He estimates he will have a sufficient collection in a few months to put on an exhibit.

It is too early at this date to mention the potential value of Julien's pipes, but comparable carved ones may be found in today's market priced well over \$80.

(Continued on page 190)

Don't Blame the Tobacco

When Your Pipe Goes Stale, Don't Blame the Tobacco, for Usually It Is Your Pipe That Is At Fault

By HARRY PARKER

(Tobacconist, Fresno, California)

DID YOU ever try to borrow a man's pipe? You probably never did because you knew he wouldn't loan it to you anyway. A pipe is one of man's most cherished possessions, and no matter how banged up it may become, the owner still feels a personal attachment to it.

The ardent pipe fan can stand for hours at some pipe shop window and just look at pipes—the different shapes, brands, grains, briars, and talk to the shop keeper about all the various features of bowl sizes, wall thicknesses and bit designs.

It is a known fact that every true pipe smoker who wants to enjoy a cool, relaxing, self-satisfying smoke invariably picks up one of his pet pipes, fills it with a good quality tobacco, lights up, sits back, and then thoroughly enjoys the pipe.

And if you will notice, you will find that all such pipe smokers who really know and appreciate pipes have at their disposal the one inexpensive, indispensable smoker's need—the pipe cleaner.

I don't care what kind of a pipe you smoke, what kind of paper or metal or so called juice-trap or filter it contains, you will have to use pipe cleaners.

I have yet to see a pipe, regardless of its construction, that does not require the regular use of a pipe cleaner. And if this detail is neglected any pipe will, in time, become rancid and permeate the air with an obnoxious odor.

The reason that we, as a lot, are rather careless with our pipes, is that we don't completely remove the tobacco after each smoke and run a pipe cleaner through the stem and the bowl.

Funny thing, this simple, inexpensive operation which insures a longer life and affords greater pleasure takes only a

matter of seconds, but the number of pipe smokers who don't own a pipe cleaner is surprising.

QUITE OFTEN a man walks into a pipe shop looking for a good tobacco. Invariably he complains that he no longer can smoke or enjoy the brand of tobacco he has been smoking for years. He declares the tobacco has changed—isn't what it used to be.

Nine times out of ten it is the pipe that has changed, not the tobacco. He is trying to smoke a dirty, uncleaned pipe. His wife complains of the odor. "Why don't you get a nice smelling tobacco," she will say. Again, it is not the tobacco, but the pipe.

When this complaint comes to me I take the man's pipe, remove the old tobacco, run several pipe cleaners through the stem and bowl, and thoroughly dry the pipe.

For keeping a pipe in tip top shape

I recommend the two following procedures. One should be performed after each smoke, and the other should be performed once a month.


The first consists of using a pipe cleaner in a thorough and efficient manner. Running it through hurriedly once is hardly enough. It should be bent into a U shape with the doubled end placed in the shank and then the bowl. It is turned slowly in order to collect all of the moisture and unwanted residue.

The second should be applied once a month, or oftener if the pipe is smoked more than usual. Clean the pipe thoroughly with pipe cleaners as described above. Then dip the cleaner in some liquid pipe cleaner and swab out the inside of the shank and bowl. In the absence of a regular liquid pipe cleaner you can use listerine, rum, whiskey, or any other preparation of a similar nature having an alcoholic content.

The bowl and shank should then be wiped clean and the pipe allowed to dry for a couple of hours at least, or better yet for a day or two. The pipe will then be fresh and clean and give a good, full bodied, sweet smoke.

If these suggestions do not keep your pipe in prime condition, then take it to your tobacconist and ask his advice. He will be glad to give it to you, for he knows it is to his advantage to keep you happy and satisfied with your pipes.

Keeping a pipe clean is a quick, inexpensive operation, and those who are proud of their pipes and enjoy their companionship will find the time required to keep them in good condition a small premium to pay in return for the dividends they will receive in the way of a clean, sweet, good smoking pipe.



"Poor fellow—he can't tell one tobacco from another."



Earth Smoking

Now Almost a Lost Art, This Means
Of Smoking Was Once the Favorite
Method of Those Who Practiced It

By JAMES MORRISON

THE CHANCES are you have never tried earth smoking, and you probably never will, but there are many smokers even today who, for one reason or another, find this method of smoking ideal for their purposes.

These smokers do not live in this country or even in this hemisphere. Earth smoking originated among the natives of Africa, and it is there that it is still practiced today.

The true earth smoker is one who builds a small mound of earth or clay, fashions out a crude hole in the center into which he places the dried leaves he intends to smoke, and then sucks out the smoke from a small tunneled entrance near the bottom or one side of the mound.

As may be imagined, there are hundreds of variations to this method of smoking, and the ingenuity of the native

is always creating new ones to fit the conditions at hand.

Dunhill, writing in his "Pipe Book," states that earth smoking is found primarily in two widely separated sections of the Old World. One is in central and western Asia and the other is in the Kalahari scrub-lands of South Africa.

In both of these areas easily worked wood is a great rarity, and the people, being generally of a wandering, nomadic nature, have little use for stone or pottery. The population is scanty, so that villages, bazaars, or marts where a pipe might be purchased, are few and far between.

So the native who wants a smoke while "on the march" resorts to digging a little pit in the ground where he finds the soil suitable, and pushes a stick through the earth nearly horizontally until the point reaches the "bowl."

The soil over the stick is pressed down until it is quite firm, and then the latter is withdrawn, leaving a hollow tube which serves as a "stem."

To smoke such a pipe, the smoker must lie flat on the ground in an exceedingly uncomfortable position with his lips to the earth.

When some natural cliff or terrace makes it possible, the pipe may be constructed on a level with the smoker's mouth, and this was actually done by Indian soldiers in the trenches during the first World War.

Another form of earth smoking consists of making an "earth-pipe" by building up a little mound of damp clay and pressing it into the shape of a clumsy bowl. A thin stick is left embedded in one side of the lump, and is pulled out when it dries, thus forming the shank hole.

Such "pipes" have only about three inches between bowl and mouthpiece, if such it may be called, and is even more awkward to smoke than the first type, as shown above.

It is, however, an advance upon the "pit" earth-pipe, for once it is dry it can be detached from the ground, and so becomes a portable pipe.

The earth-pipe, even when portable, cannot be held between the teeth as the conventional pipe of today. The mouth is merely pressed against the orifice.

In an oft-quoted passage, Herodotus writes as follows of a certain Scythian tribe (a people native to the very land where earth smoking is practised today): "They have also a tree which bears the strangest produce."

(Continued on page 189)



The COLLECTORS' PAGE

The Heide Collection

Pipes from All Over the World
Were Sent to This Chicago Man
To Add to His Famous Collection

By H. C. HALE, JR.

Illustrations courtesy of Hobbies Magazine

ONE OF THE greatest private pipe collections ever assembled in this country was that of the late John F. H. Heide of Chicago. Those who knew and studied the collection doubt if any other collector or museum has a finer or more extensive collection.

Heide, who died a year and a half ago, began his collection in 1900. In that year he was traveling in Europe and saw a collection of smoking pipes in Munich, Germany, and instantly he caught the "bug."

For the next forty years he was continually seeking pipes of all sorts and in every part of the world. Some were obtained during Heide's travels abroad, while most of them were obtained through years of extensive correspondence with agents in various out-of-the-way corners of the world.

Heide always tried to obtain the finest possible specimens of art and craftsmanship, representative of the culture of each country. At his death there were 1344 catalogued specimens in the collection, most of which could not be duplicated anywhere at any price.

His Mongolian group, for instance, surpasses anything in any known private

or museum collection. It includes both dry and water pipes, also accessories and kits completely equipped, from China, Manchuria, Korea, Indo-China, Siam, Japan and Formosa.

So outstanding is the Japanese section that in 1936 the Japanese Government made a determined effort to reacquire it from Heide. One specimen in this group is the outfit of a bandit prince—a smoking set of jade, wood and white metal, with flint and steel lighting pouch and wind shield.

The inventory cost of the collection came to \$30,000, although several pieces would now be worth two or three times what the owner had paid for them years ago. It is considered more extensive than the famous Bragge collection which was broken up about 1880.

Let's See It

Do you have an odd or interesting pipe in your collection? — one that other pipe lovers would like to see? If so, send us a picture of it together with the important facts and we'll include it on the Collector's Page for others to see and enjoy.

Although Heide preferred briar when smoking, his collection dated back to the year 2000, which was 2500 years earlier than the mound pipes discovered. In his opinion, the best smoke is produced by the simplest pipe. His collection never smoked — they were just for looks.

PICTURED AT THE top of the more valuable pieces from the once famous collection. At the extreme left is a Japanese steel household pipe sections so as to fit into the smoking cabinet. There are several layers of the kirimon in each section, the insignia of the Mikado's

On the right of it is an antique a narghile-shaped water pipe of the 18th century. It is 4 feet tall and rests on an especially tall stem is entirely enclosed in overlapping scales culled from an overhanging bell from which fish are suspended.

At the extreme right is a Persian chibouque possessing a clay bowl, an amber mouthpiece, an enameled gold and copper stem, a corkwood stem is in three sections, the center being wrapped in gold tinsel thread in a geometric pattern.

To the left of it, above, is a Catlinite bundle pipe from the Flathead clan. The pipe head is a full size, the foot of a loon. It measures 18 inches long.

Below it is a Kickapoo hawk pipe, with an acorn-shaped bowl. These pipes served a two-fold purpose: to give the Indian his pipe and his weapon as well.

To the left of the top of the famous Three Kings pipe, which was smoked by three European explorers, was first owned by Maximilian I, who later passed it to his son, Ludwig I, in his school year, and to his grandson, Ludwig II.



These are some of the choicest pipes from the late J. F. H. Heide's collection of more than 1300 which he collected from all parts of the world between 1900 and 1942. In this picture are pipes from Asia, Africa, Alaska, Central Europe, and the United States. A full description of each pipe is included in this article.



These are some of the choicest pipes from the late J. F. H. Heide's collection of more than 1300 which he collected from all parts of the world between 1900 and 1942. In this picture are pipes from Asia, Africa, Alaska, Central Europe, and the United States. A full description of each pipe is included in this article.

The COLLECTORS' PAGE

The Heide Collection

Pipes from All Over the World
Were Sent to This Chicago Man
To Add to His Famous Collection

By H. C. HALE, JR.

Illustrations courtesy of Hobbies Magazine

ONE OF THE greatest private pipe collections ever assembled in this country was that of the late John F. H. Heide of Chicago. Those who knew and studied the collection doubt if any other collector or museum has a finer or more extensive collection.

Heide, who died a year and a half ago, began his collection in 1900. In that year he was traveling in Europe and saw a collection of smoking pipes in Munich, Germany, and instantly he caught the "bug."

For the next forty years he was continually seeking pipes of all sorts and in every part of the world. Some were obtained during Heide's travels abroad, while most of them were obtained through years of extensive correspondence with agents in various out-of-the-way corners of the world.

Heide always tried to obtain the finest possible specimens of art and craftsmanship, representative of the culture of each country. At his death there were 1344 catalogued specimens in the collection, most of which could not be duplicated anywhere at any price.

His Mongolian group, for instance, surpasses anything in any known private

or museum collection. It includes both dry and water pipes, also accessories and kits completely equipped, from China, Manchuria, Korea, Indo-China, Siam, Japan and Formosa.

So outstanding is the Japanese section that in 1936 the Japanese Government made a determined effort to reacquire it from Heide. One specimen in this group is the outfit of a bandit prince—a smoking set of jade, wood and white metal, with flint and steel lighting pouch and wind shield.

The inventory cost of the collection came to \$30,000, although several pieces would now be worth two or three times what the owner had paid for them years ago. It is considered more extensive than the famous Bragge collection which was broken up about 1880.

Let's See It

Do you have an odd or interesting pipe in your collection? — one that other pipe lovers would like to see? If so, send us a picture of it together with the important facts and we'll include it on the Collector's Page for others to see and enjoy.

Although Heide preferred a modern briar when smoking, he had pipes that dated back to the year 2000 B.C., which was 2500 years earlier than the first mound pipes discovered. In the owner's opinion, the best smoke is obtained from the simplest pipe. His fancy pipes he never smoked—they were purely for looks.

PICTURED AT the left are some of the more valuable and interesting pieces from the once famous collection. At the extreme left is a 17th century Japanese steel household pipe made in sections so as to fit into the drawer of a smoking cabinet. There are copper inlays of the kirimon in each section—the insignia of the Mikado's household.

On the right of it is an Arabian shisha, a narghile-shaped water pipe, made in the 18th century. It is 41½ inches tall and rests on an especially built tripod. The tall stem is entirely encased in silver in overlapping scales culminating in an overhanging bell from which 15 silver fish are suspended.

At the extreme right is a 49 inch Persian chibouque possessing a red baked clay bowl, an amber mouthpiece, and an enameled gold and copper ring. The corkwood stem is in three sections, the center being wrapped in red silk with gold tinsel thread in a geometric pattern.

To the left of it, above, is an Ojibway Catlinite bundle pipe from the Loon clan. The pipe head is a full round carving of a loon. It measures 25 inches long.

Below it is a Kickapoo catlinite tomahawk pipe, with an acorn shaped bowl. These pipes served a two-fold purpose, to give the Indian his smoke, and a weapon as well.

To the left of the tomahawk pipe is the famous Three Kings pipe which was smoked by three European monarchs. It was first owned by Maximilian of Bavaria who later passed it on to his son, Ludwig I, in his school years, and finally to his grandson, Ludwig II, the so-called

"mad" king who lost his life in the Tegernsee. It is made of pear tree wood, and has a weichsel stem and deer horn mouthpiece.

IN THE CENTER of the illustration are a number of smaller pipes. At the top of this center section is an Alaskan Eskimo walrus with uniquely interwoven seals. It came from King Island, Bering Strait, about 1850.

Below it is a record pipe obtained in Kotzebue Sound in 1890. The four longitudinal strips are used to record whale and walrus hunts, home life, visits from sea going vessels, and so on.

Just below it and slightly to the right is a Jadeite Totemic pipe—a "ravenfish" made up of many grotesque figures, masks, and animals, deftly carved, and undercut to reduce the weight. It is a product of the Thernshian tribe of the Haidi Indians, natives of Queen Charlotte Islands, British Columbia, in 1850.

To its left is the famous "Pan and the Naiads" which was suggested by Adolphe Boughuereau's famous painting "Naiads Frolic with Pan." It was made in Vienna or vicinity for the Italian market. It is meticulously carved with even facial expressions reproduced, and partly hidden figures in the painting are carved full around the bowl.

To the right is a silver mounted calabash from England, made about 1890.

Below the calabash is a Tyrolese mountaineer's festival pipe showing a hunting scene in relief. An owl's head is depicted at the front bottom. Note the unique drain plug at the middle. The shank is covered with lizard skin. It dates from 1870 and is a product of Switzerland.

TO THE LEFT of this Swiss pipe is a curved stem portrait of Rudyard Kipling as a young man. The carving shows Kipling smoking a pipe which gives off smoke in a realistic fashion as the larger pipe is smoked. It was made in England about 1900.

Below it is one of the Pratt biscuit ware "puzzle" pipes. These were masterpieces of ambitious journeymen closing their term of apprenticeship. There are three principal coils in this pipe, with ten minor loops in polychrome. It is 14 inches long, and 6 inches high. It was made in England, probably around 1790.

On each side below it are three Japanese lady's pipe, used by the nobility and wives of successful business men and industrialists. Just below it is the Mikado's tobacco pipe made by Minakuchi Gombei in 1577, some 30 years before smoking was introduced into that country. It is

signed by the artist and bears the Mikado's crest.

Next is a Royal Chinese tobacco pipe made of rattan root, knarled with lateral roots which make loops returning to the main root. It was found in the chamber of the Dowager Empress Tzu-Hsi in the Imperial Palace of Peking during the Boxer Rebellion of 1900. It was made during the Ming dynasty some time before 1644. The bowl is silver lined and the mouthpiece is ivory.

Next is a Mongolian chieftian's tobacco pipe. The stem is an eagle's wing bone mounted at both ends with paktong, a material which looks like silver, but which is an alloy of nickel, zinc and copper. The bowl is made of red rhodonite. It is over 15 inches long and dates back to the 17th century.

BELOW IT TO the left is a fore-runner of today's modern aluminum pipe. In this model the inventor tried to lengthen the smoke travel by using a number of aluminum tubes. In all, the smoke was forced to travel a total of 67 inches. There is a drain under the bowl. The pipe was made for the inventor by a machinist in Chicago in 1899, and the machinist kept the model in lieu of his bill for \$350 which the inventor was not able to pay.

At the right is a Scandinavian boxwood pipe (without stem), in the form of a lion rampant, holding a globe, the hinged head forming the lid of the bowl. Smoke emits from the horse's mouth as the pipe is being smoked. It has ivory eyes and teeth, is clay lined and silver mounted. It is about 130 years old.

At the bottom is a Swedish oak pipe head, possessing fine craftsmanship and dating back to 1825.

Upon the death of the owner in November of 1946 the collection was placed on sale and the pipes have been purchased by collectors in all parts of the country. This is the second large collection to have been disposed of within the past two years, the other having been the famous Gary collection which was also placed on sale in Chicago.*

These pipes have now been sold to collectors all over the country and throughout the world.

With the ever increasing number of pipe collectors and the widening demand for these old and rare pieces, it is doubtful if one man will ever again possess as many pieces as once made up the famous collection of J. F. H. Heide.

* For particulars concerning the Gary pipe collection, read "A Half Million in Pipes" and "Pipes at Auction," both in the June, 1947, issue.

OLD FRIENDS RETURN

[Begins on page 168]

bottle and a colorful tube leading to the mouthpiece.

The Briarwood Corporation has also announced a new Turkish style water pipe known as the Sultan (Fig. 7). It features a large imported briar bowl, a bottle which is available in many different colors and so shaped that it will not easily fall over, and a long tube to give comfortable smoking enjoyment.

A pipe of unusual design is the new Long Champ, a product of the Art-Craft Briar Pipe Company.

The Long Champ resembles a Canadian except that the shank is considerably longer, making the pipe half again as long as the ordinary briar pipe.

Several styles are available in the Long Champ, and the added length of the shank should indeed give a cooler smoke. The briar part of the pipe (bowl and shank) is five inches long, and added to this is the 2½-inch rubber stem.

AND SPEAKING of styles and shapes, you'll soon be seeing a new design by Chadwick known as the Irish Horn.

This pipe, made of briar, is similar to the Dublin in-so-far as the angle between the bowl and shank is concerned, but the bowl itself is a bit more rounded.

It more closely resembles the old Irish clay pipe bowl in shape than any other.

Veteran smokers will like its deep bowl, and the collector will find a new shape to add to his collection.

Although the Lyons pipe, better known as the Dawes "Underslung," is not in great demand, there are many smokers who have been trying in vain to obtain one ever since the war put a stop to the manufacture of this old and unusual style.

An underslung model of the Dawes pipe is once again being manufactured by the Benjamin Briar Pipe Company.

The pipe is made of briar with a meerschaum bowl and in this way combines the strength of briar with the smoking quality of meerschaum.

The Benjamin Company has also announced a small pocket sized calabash shape which they have called the Calabrier. Made of briar, it is shaped like the conventional calabash, has a meerschaum bowl, and is of convenient size to carry in the pocket.

With the appearance of these many old friends and the announcement of new ones, pipe smokers are assured of continuing interest in the field of pipes. For shapes you want but can't find, let your wants be known, for the manufacturer is always eager to produce the type and kind of pipe you desire.

Blends and Blending



By GEORGE ALPERT

If you have any questions concerning tobacco blends or blending Mr. Alpert will be glad to help you. He may be addressed at 401 Broadway, New York 13, N. Y. Be sure to enclose a self addressed stamped envelope for your reply.

ONE READER writes that his very young son added a small quantity of pencil shavings to a mixture in the process of blending. Seems that Blender L. K. March, of Omaha, had left about four ounces of something new he was working on in the blending bowl.

While answering the telephone, the moment was there for the addition of foreign substances.

In a prankish moment, young Charles tossed in the shavings. Reader March returned to the tasks at hand and so deep was he in creative thought, never did the adulteration come to his attention.

Upon filling the bowl of his favorite briar and settling down to enjoy this new blend, he noticed the great interest of little devil Charles but attributed that to the lad's good sense. Upon lighting his pipe and puffing for a minute, he suspected some disaster lurking in the pipeful.

About to throw the pipe into a wastepaper basket and give up blending forever, his laughing offspring came clean with the truth and shortly thereafter the playful laddiebuck went off to his room, his little posterior the color of burning tobacco, while father renewed his efforts at a little bit of blending.

THE ADDITION of elements other than tobacco in a mixture is nothing new. Pencil shavings are not highly recommended, even for the "woodsie" flavor they may suggest. But lots of blenders will sprinkle deer tongue leaves in a blend and enjoy the flavor. Deer tongue is used in baking, and yet in tobacco it can be a welcome addition for the pungent sweetness it gives.

Many blenders use rum for flavoring and I know one chap who drops a blotter soaked with brandy in his humidor. A favorite of many is a blotterful of anise.

This is good and tobacco very readily absorbs the "licorice" flavor.

On the other hand you have pipe fans by the score deploring the use of anything artificial in tobacco and who look upon the experiments with much scorn and even humor. This is usually the Burley School of Thought. The members of this institution of belief smoke nothing but burley or havana clippings. They will even suggest sagebrush and cornsilk to those desiring something really good. Some of these smokers will look upon us aromatic lovers as Fancy Dans and Dudes.

To this we say: Love thy neighbor and honor thy neighbor's taste in tobaccos. We all cannot like the same things. At the same time we can try different things and variations of the steady diet.

What a sad world it would be if all pipe smokers liked the same blend. We'd have nothing to argue about.

The blend we offer this month is a mixture of the following:

- 8 oz. Burley (good grade)
- 2 oz. Latakia
- 3 oz. Virginia Flake
- 1 oz. Aromatic (use a powerful one)

After mixing, leave the contents in the blending bowl, or on the blending board, whichever is used, and sprinkle a few drops of anise (may be obtained in a drug store) into the blend.

Upon the application of the anise, mix the tobaccos so the anise may be spread by direct contact to the various leaves. Take the whole works and leave it in a humidor for a few days. At the end of this time, fill up that old briar and enjoy a real good smoke. And I think you will agree with most pipe lovers, that life can be beautiful!

EVERYTHING REMOVED
BUT THE PLEASURE



WITH NORMAL ABUSE
\$3.50 AND UP
GUARANTEED UNBREAKABLE

If not available at your dealer — write for free information

BURTON PIPE CO.
18420 PIERSON • DETROIT 19, MICHIGAN

THIS IS NO PIPE DREAM



The RANGER REAMER

REMOVES CARBON CAKE
EFFICIENTLY—ACCURATELY
without injuring the pipe bowl.

Discriminating pipe smokers like the Ranger Reamer's patented floating feature that allows for adjustment to any bowl size. Carbon is removed by gentle stages, leaving pipe in a prime, healthful condition.

If C. O. D., pay postman for postage. Send check or money order to:

L. L. KRASNY & CO.
1850 East 18th St. Cleveland 14, Ohio

DEER TONGUE

Like tobacco, Deer Tongue is a plant and a mighty good flavoring agent in pipe mixtures. It adds a mild sweet flavor and aroma. Give it a trial in your pipe mixtures. Finest quality granulated just ready for quick easy blending 15c an ounce postpaid.

PETE MOBERLY
Box 790, Owensboro, Ky.

ARE - YOU - A - WET - SMOKER?

This scientifically designed "air cooled" pipe insures a slow even combustion—no nicotine—no sludge—a cool pleasant smoke—complete satisfaction or your money refunded. Price \$5.



Pipe Fans, Send for Free Booklet

"The Facts About Briar Pipes"

MOOR COMPANY

1155 HARRISON STREET SAN FRANCISCO

A HONEY OF A TOBACCO!

COOKIE JAR

25¢

R. R. TOBIN TOBACCO CO.
406 Woodbridge Ave.
DETROIT 26, MICHIGAN

MAKE YOUR OWN PIPES

Top Quality Imported Italian Briar Blocks. 50c
Pipes Repaired—Bits to fit, \$1.00

All makes pipes repaired by master craftsmen
Tobaccos blended to individual formulas
at popular prices

Mail postpaid to
OXFORD PIPE SHOP
142 E. 42nd Street New York, N. Y.

Breaking In the New Pipe

(EDITOR'S NOTE: Believing that breaking in a new pipe is of primary interest to all readers, PIPE LOVERS presents in this column each month the recommendations suggested by America's leading pipe and tobacco manufacturers. This month's suggestions come from the Burton Pipe Company of Detroit, Michigan.)

THE PRIMARY thing about breaking in a new pipe is to make sure that the bowl and the shank remain dry. Nothing gets a pipe off to a bad start as much as excess moisture where it isn't wanted. After each of the first few pipefuls use a pipe cleaner to remove whatever moisture has collected.

Don't smoke a new pipe too fast. If you do you run the chance of causing the bowl wall to burn or char. Wait until the protective cake has been formed. Draw just enough to keep the smoke coming into the mouth and the tobacco burning.

Occasionally reverse the flow of smoke by blowing softly through the pipe to cool it off.

Before the pipe is filled for the first time, place a pipe cleaner down the shank and into the bowl. Now, cover the inside of the bowl with honey. (The pipe cleaner prevents the honey from running into the shank.)

Fill the pipe with a good tobacco and pack it in tightly—as tightly as you can. Then, with a match or toothpick dig out the tobacco so that you have a hole slightly larger than the diameter of a pencil down through the tobacco.

This leaves a slight "cake" of unburned tobacco which lines the walls of the pipe.

Refill the hole with fresh tobacco and tamp down lightly. Take out the cleaner, light up and smoke slowly.

This is repeated at least six times, preferably more. It will be seen that a cake begins to form from the packed tobacco which lines the inner wall, and as additional pipefuls are smoked this cake turns to carbon and protects the wood from burning.

In time the cake will harden, but until it does the pipe should not be knocked against any hard object or surface, as this may dislodge the early cake formation.

Once it is formed, the pipe may then be smoked in the customary manner and should give years of satisfaction.

Chemical Dries Pipe

A soggy wet heel in a pipe is something every pipe smoker experiences at one time or another. Due to damp conditions my pipes do not always dry out as quickly as I would like them to. After several experiments at trying to speed up this drying out process I finally discovered a very satisfactory method.

First I bought a ½ pound of calcium chloride at a local hardware store. Calcium chloride is a white powdery substance that resembles baking soda and may be purchased for just a few cents. This powder is unique in the fact that it has the ability to readily absorb moisture and retain the moisture that it absorbs.

I then placed some of this calcium chloride in an empty quart jar that had been thoroughly dried out. The bottom of the jar was covered to a depth of about two inches with the powder as may be seen in the diagram.

After removing the stem from my pipe I placed it inside the jar, resting it on the powder. The powder will not dam-



age the finish of the pipe nor harm it in any way. However, if desired, a small piece of cloth can be placed under the pipe to separate it from the powder.

The cover is then placed on the jar to make it as air-tight as possible. In this way the powder absorbs only the moisture from the pipe and is not absorbing any moisture that may be in the air in the room.

The pipe is in no way changed nor is its taste affected since there is no chemical action whatsoever. I have used this method on all my pipes and have always had excellent results.

When the powder begins to lose its absorbing power it may be renewed by placing it in a pan in the oven for a few minutes.

—NICK POST,
New York, N. Y.

New Menthol Application

It is not news that bad colds make even a favorite tobacco taste rank. On one of these unhappy occasions it occurred to me to try a bit of Vick's Vaporub or Mentholatum in the pipe by placing it on the inside of the metal shank.

The result was startling, and among the men in my vicinity it became quite popular.

The best and most simple application seemed to be to wrap a pipe cleaner around the internal plunger rod (of our metal pipes) and liberally apply mentholatum on it.

The menthol partly steam-distills and partly vaporizes, giving real relief from stopped-up nose, sore throat, and rawness. Of course this isn't a cure for a cold, but it brings enjoyment to the pipe smoker in the meantime.

—R. R. GARRETT,
Navy Medical Corps.

PIPE LOVERS

PIPE CRAFT

Helpful Hints and Ideas that Make Pipe Smoking More Enjoyable

MY FAVORITE BLEND

(Each month the editors of PIPE LOVERS award to the person sending in the best "Favorite Blend" a Rogers Air-Tite Tobacco Pouch, courtesy of Rogers Imports, Inc., of New York, N. Y. All contributions should be addressed to the editor.)

My favorite blend is one I have been smoking for years.

Kentucky Burley	1 pound
Arabian Latakia	8 oz.
St. James Perique.....	4 oz.

This is well mixed and packed into an earthenware crock. A wet moistener is placed inside and the mixture allowed to "set" for three days before using.

—GEORGE R. STORY,
Vernon, N. Y.

Home Made Moistener

Those who make their own humidors or who have need for a special sized or shaped moistener can make one very easily out of plaster of Paris.

This substance is a good absorbent of water or other humidifying liquid.

It is best to first construct a mold just the size and shape wanted. Inside the mold is a small water hole.

A "neck" or opening is left at the top of the moistener through which the water is poured, and a small piece of cork is then placed in this opening.

The walls of the moistener, being porous, permit the water to seep through slowly, thus humidifying the tobacco.

If there is no place in the humidior for such a moistener, it should be cast in a cylindrical shape and hung from the top.

Small pellets can also be made by

simply molding a small ball of the plaster of Paris and letting it harden. These pellets are handy for carrying in the pocket pouch.

In moistening them they are submerged in water for several hours, preferably overnight, and are then ready for use.

They do not give off moisture as readily as some other substances, which means that they will not over-humidify the tobacco, and will remain moist for a longer length of time.

In making a humidior in the home workshop, it is a good idea to gouge out a section in the underside of the lid about the size of a tablespoon.

This is then filled with plaster of Paris and allowed to dry.

This makes a permanent moistener which can't get lost or misplaced, is always on the job, and never gets in the way when you fill your pipe.

—GEORGE ARLES,
Springfield, Ill.

Cures for Hot Pipes

If your pipe smokes hot there may be several reasons why, and it is a good idea to do a bit of remedying.

I had a pipe that was a good smoker for a while, and then it began to smoke hot. The only answer I could find was that perhaps the pipe needed a good cleaning on the outside.

So I took some steel wool and went at it. I removed all of the old wax and stain. The pipe looked good as new again. I gave it a light wax coating, and the trouble was eliminated. The pipe smoked cool again.

The trouble was that the outside dirt, gum, and old wax had clogged up the pores of the wood and the pipe couldn't breathe.

Another remedy for a hot smoking pipe is to ream a larger bore through the stem. This often cools a pipe, primarily because a thinner shank wall radiates the heat more rapidly than a thick one. (Not to be confused with thick walls of the bowl which absorb the heat of the burning tobacco.)

The larger opening in the shank also permits smoke to accumulate between draws and in this interval it has more chance to cool.

This larger opening also permits more smoke to come at a slower speed, thus giving it more time to become cooled on the way to the mouth.

A small hollow tube placed vertically from top to bottom of the tobacco bowl (and the tobacco packed around it) permits the passage of free air through the burning tobacco while the pipe is being smoked, thus resulting in a cooler smoke.

—EDWARD J. WATSON,
Ft. Sam Houston, Texas.

Pass 'Em Along

Pass along your ideas, short cuts, pet discoveries, and suggestions to fellow pipe enthusiasts. Contributors whose ideas are accepted and appear on this page are given a Ronson Lighter employing the "press, it's lit—release, it's out" action, together with a Ronson Servicer which consist of a full kit of lighter accessories, courtesy of the Ronson Lighter Manufacturer.

Send all contributions, with photos and diagrams when necessary, to the editor. This is your page. The other fellow wants to know what you've discovered that makes pipe smoking more enjoyable, the same as you like to read about his, so send yours in today.

Breaking In the New Pipe

(EDITOR'S NOTE: Believing that breaking in a new pipe is of primary interest to all readers, PIPE LOVERS presents in this column each month the recommendations suggested by America's leading pipe and tobacco manufacturers. This month's suggestions come from the Burton Pipe Company of Detroit, Michigan.)

THE PRIMARY thing about breaking in a new pipe is to make sure that the bowl and the shank remain dry. Nothing gets a pipe off to a bad start as much as excess moisture where it isn't wanted. After each of the first few pipefuls use a pipe cleaner to remove whatever moisture has collected.

Don't smoke a new pipe too fast. If you do you run the chance of causing the bowl wall to burn or char. Wait until the protective cake has been formed. Draw just enough to keep the smoke coming into the mouth and the tobacco burning.

Occasionally reverse the flow of smoke by blowing softly through the pipe to cool it off.

Before the pipe is filled for the first time, place a pipe cleaner down the shank and into the bowl. Now, cover the inside of the bowl with honey. (The pipe cleaner prevents the honey from running into the shank.)

Fill the pipe with a good tobacco and pack it in tightly—as tightly as you can. Then, with a match or toothpick dig out the tobacco so that you have a hole slightly larger than the diameter of a pencil down through the tobacco.

This leaves a slight "cake" of unburned tobacco which lines the walls of the pipe.

Refill the hole with fresh tobacco and tamp down lightly. Take out the cleaner, light up and smoke slowly.

This is repeated at least six times, preferably more. It will be seen that a cake begins to form from the packed tobacco which lines the inner wall, and as additional pipefuls are smoked this cake turns to carbon and protects the wood from burning.

In time the cake will harden, but until it does the pipe should not be knocked against any hard object or surface, as this may dislodge the early cake formation.

Once it is formed, the pipe may then be smoked in the customary manner and should give years of satisfaction.



PIPE

Helpful Hints and Ideas that M

Chemical Dries Pipe

A soggy wet heel in a pipe is something every pipe smoker experiences at one time or another. Due to damp conditions my pipes do not always dry out as quickly as I would like them to. After several experiments at trying to speed up this drying out process I finally discovered a very satisfactory method.

First I bought a ½ pound of calcium chloride at a local hardware store. Calcium chloride is a white powdery substance that resembles baking soda and may be purchased for just a few cents. This powder is unique in the fact that it has the ability to readily absorb moisture and retain the moisture that it absorbs.

I then placed some of this calcium chloride in an empty quart jar that had been thoroughly dried out. The bottom of the jar was covered to a depth of about two inches with the powder as may be seen in the diagram.

After removing the stem from my pipe I placed it inside the jar, resting it on the powder. The powder will not dam-

age the finish of the pipe nor harm it in any way. However, if desired, a small piece of cloth can be placed under the pipe to separate it from the powder.

The cover is then placed on the jar to make it as air-tight as possible. In this way the powder absorbs only the moisture from the pipe and is not absorbing any moisture that may be in the air in the room.

The pipe is in no way changed nor is its taste affected since there is no chemical action whatsoever. I have used this method on all my pipes and have always had excellent results.

When the powder begins to lose its absorbing power it may be renewed by placing it in a pan in the oven for a few minutes.

—NICK POST,
New York, N. Y.

New Menthol Application

It is not news that bad colds make even a favorite tobacco taste rank. On one of these unhappy occasions it occurred to me to try a bit of Vick's Vaporub or Mentholatum in the pipe by placing it on the inside of the metal shank.

The result was startling, and among the men in my vicinity it became quite popular.

The best and most simple application seemed to be to wrap a pipe cleaner around the internal plunger rod (of our metal pipes) and liberally apply mentholatum on it.

The menthol partly steam-distills and partly vaporizes, giving real relief from stopped-up nose, sore throat, and rawness. Of course this isn't a cure for a cold, but it brings enjoyment to the pipe smoker in the meantime.

—R. R. GARRETT,
Navy Medical Corps.



CRAFT

Make Pipe Smoking More Enjoyable

MY FAVORITE BLEND

(Each month the editors of PIPE LOVERS award to the person sending in the best "Favorite Blend" a Rogers Air-Tite Tobacco Pouch, courtesy of Rogers Imports, Inc., of New York, N. Y. All contributions should be addressed to the editor.)

My favorite blend is one I have been smoking for years.

- Kentucky Burley 1 pound
- Arabian Latakia 8 oz.
- St. James Perique..... 4 oz.

This is well mixed and packed into an earthenware crock. A wet moistener is placed inside and the mixture allowed to "set" for three days before using.

—GEORGE R. STORY,
Vernon, N. Y.

Home Made Moistener

Those who make their own humidors or who have need for a special sized or shaped moistener can make one very easily out of plaster of Paris.

This substance is a good absorbent of water or other humidifying liquid.

It is best to first construct a mold just the size and shape wanted. Inside the mold is a small water hole.

A "neck" or opening is left at the top of the moistener through which the water is poured, and a small piece of cork is then placed in this opening.

The walls of the moistener, being porous, permit the water to seep through slowly, thus humidifying the tobacco.

If there is no place in the humidor for such a moistener, it should be cast in a cylindrical shape and hung from the top.

Small pellets can also be made by

simply molding a small ball of the plaster of Paris and letting it harden. These pellets are handy for carrying in the pocket pouch.

In moistening them they are submerged in water for several hours, preferably overnight, and are then ready for use.

They do not give off moisture as readily as some other substances, which means that they will not over-humidify the tobacco, and will remain moist for a longer length of time.

In making a humidor in the home workshop, it is a good idea to gouge out a section in the underside of the lid about the size of a tablespoon.

This is then filled with plaster of Paris and allowed to dry.

This makes a permanent moistener which can't get lost or misplaced, is always on the job, and never gets in the way when you fill your pipe.

—GEORGE ARLES,
Springfield, Ill.

Cures for Hot Pipes

If your pipe smokes hot there may be several reasons why, and it is a good idea to do a bit of remedying.

I had a pipe that was a good smoker for a while, and then it began to smoke hot. The only answer I could find was that perhaps the pipe needed a good cleaning on the *outside*.

So I took some steel wool and went at it. I removed all of the old wax and stain. The pipe looked good as new again. I gave it a light wax coating, and the trouble was eliminated. The pipe smoked cool again.

The trouble was that the outside dirt, gum, and old wax had clogged up the pores of the wood and the pipe couldn't breathe.

Another remedy for a hot smoking pipe is to ream a larger bore through the stem. This often cools a pipe, primarily because a thinner shank wall radiates the heat more rapidly than a thick one. (Not to be confused with thick walls of the bowl which absorb the heat of the burning tobacco.)

The larger opening in the shank also permits smoke to accumulate between draws and in this interval it has more chance to cool.

This larger opening also permits more smoke to come at a slower speed, thus giving it more time to become cooled on the way to the mouth.

A small hollow tube placed vertically from top to bottom of the tobacco bowl (and the tobacco packed around it) permits the passage of free air through the burning tobacco while the pipe is being smoked, thus resulting in a cooler smoke.

—EDWARD J. WATSON,
Ft. Sam Houston, Texas.

Pass 'Em Along

Pass along your ideas, short cuts, pet discoveries, and suggestions to fellow pipe enthusiasts. Contributors whose ideas are accepted and appear on this page are given a Ronson Lighter employing the "press, it's lit—release, it's out" action, together with a Ronson Servicer which consist of a full kit of lighter accessories, courtesy of the Ronson Lighter Manufacturer.

Send all contributions, with photos and diagrams when necessary, to the editor. This is your page. The other fellow wants to know what you've discovered that makes pipe smoking more enjoyable, the same as you like to read about his, so send yours in today.



Tall pipes, short pipes, little pipes, and big pipes—all were put into service by members of the St. Cloud Pipe Smokers' Club when they organized the new group.

Pipe Clubs

Clubs Organized at St. Cloud And Des Plaines. Others Plan Initial Meetings This Month

THINGS STARTED popping in St. Cloud, Minn., recently when over a dozen of the town's leading professional, clergy and business men met at the St. Cloud Hotel and formed the St. Cloud Pipe Smokers' Club.

Elected president was Al Tschumperlin, and Leo Kennedy was chosen secretary. These two men were instrumental in bringing the group together and getting the club organized.

Feature of the first meeting was a talk by Walter Larsen, Minneapolis pipe maker, on how pipes are made.

He brought along blocks of briar showing each of the various steps in the shaping of a pipe.

Several of the members brought pipes from their own collections and displayed them. Included were items acquired by Casper Kasper in the Philippines, Japan and China, and others by Dr. Phil Moos whose collection was started by his grandfather.

Names of those in attendance were placed in a hat and the first name drawn out was that of William Paul. He was

given a new pipe filled with a "special" mixture of lead pencil shavings, horse hair, and rubber. He lit his pipe and stated that although he liked the pipe he couldn't say the same for the new blend.

The second meeting was scheduled to be held at the summer home of John Weisman.

DES PLAINES, ILLINOIS

The Treaty Elm Pipe Club practically knocked over the people of Des Plaines, Ill., when they held their first formal meeting last month. Over seventy pipe smokers attended, signed the charter, approved the constitution and by-laws, and then elected Jack Saari, president; Vincent Ralph and R. J. Vanasek, vice-president; Charles Ray, secretary; Warren Henry, treasurer, and a board of directors composed of Vanasek, Albano, Henry, Niagul, Ralph, Ray, Saari and Wintczak.

The evening's entertainment began with Mayor G. Walter Pflughaupt smoking an Indian peace pipe and singing a solo.

This was followed by Bob Nissen smoking five pipes at one time, motion pictures of odd pipes from all over the world by Dr. J. F. Heller, smoking of a one inch long pipe by Ray Ryan, and the display of some other very odd and unusual pipes by their owners.

Later, the group sang some special pipe songs, among which were "Smoke, Smoke, Smoke Your Pipe," to the tune of "Row, Row, Row Your Boat;" "My Old Corncob Pipe," to the tune of "My Wild Irish Rose," and "Fill Your Pipe With Burley Leaf," to the tune of "Auld Lang Syne."

The club has already adopted a club emblem and everyone who attended the meeting received a tobacco pouch with the emblem embossed upon it. Fifty door prizes, the gifts of local pipe and tobacco manufacturers, were passed out.

Also outstanding was the fact that the club had an eight-page printed program made possible by the sale of advertising to local merchants.

Officials of the club are frank to admit they are out to top any other pipe club in the country, by whatever standard anyone cares to judge. It appears they are off to a flying start. It also appears that they'll keep it up.

New Clubs

FLINT, MICHIGAN

The Arrowhead Pipe Club is no longer a dream but a reality, according to the latest word from A. W. Barrows, president of the newly formed club.

Additional officers elected at the initial meeting last month are Howard Wood, vice-president, and Floyd Adams, secretary-treasurer.

Members received such gifts as pipes, tobaccos, pouches, pipeholders, pipe lighters, and the latest edition of PIPE LOVERS Magazine.

A constitution and by-laws have been proposed and will be voted upon at the next meeting.

WILMINGTON, DELAWARE

Vincent Parkinson, Delaware state leader of the G. I. Pipe Smokers' Club, says that organization's members in his city are planning to form a local unit in the near future.

"There are about 20 pipe smokers in and around Wilmington who are interested," he says.

Parkinson invites those interested to lend a hand and get the ball rolling. He may be reached at 639 Robinson Lane, Shipside.

DETROIT, MICHIGAN

A second club in this Michigan city

appears not far off, according to John F. Moran, who has asked for suggestions on getting organized.

He states he has several friends who would like to get started, and he hopes this may be done shortly.

Moran may be reached at 19481 Steel Avenue and would appreciate hearing from those in his vicinity who are interested.

LA JOLLA, CALIFORNIA

The pipe smokers of La Jolla who have wanted to get together for an occasional gabfest may look forward to some activity along this line very shortly.

Harry B. Okey, Jr., has issued a call for help on getting a club under way in that city. He would like to get in touch with those interested as soon as possible and invites inquiries.

Club News

BURBANK, CALIFORNIA

Cy. Pruner, head of the Sequoia Pipe Shop in Los Angeles, recently spoke to the members of the Lockheed Pipe Club. His subject was tobaccos, and the mem-

(Continued on page 188)

PIPE CLUB DIRECTORY

Pipe clubs already formed or now in the process of organization are listed below. Persons interested in joining these groups should contact the name given.

ALABAMA

BIRMINGHAM—
BEN WAAS
1724 Jefferson Ave., S. W.

ARIZONA

PHOENIX—
JACK MEYERSON
432 W. Washington

CALIFORNIA

BURBANK—
LOCKHEED PIPE CLUB
Rand Miesemer
4644 Verdugo Road,
Los Angeles

GLENDALE—
ED COPELAND
117½ W. Wilson

HOLLYWOOD—
C. W. DAVISON
726 N. Gramercy Place

LAGUNA BEACH—
FRED S. WHITFORD
160 Ruby St.

LA JOLLA—
HARRY B. OKEY, JR.

LONG BEACH—
ROBERT SHERBONDY
338 Walnut

LOS ANGELES—
S. COLTON
2065½ West 6th St.
CY PRUNER
3807 S. Hill St.

MONTROSE—
C. E. YAGERLEHNER
3432 Las Palmas Ave.

PALM SPRINGS—
A. W. MURPHY
P. O. Box 968

SAN FRANCISCO—
ROBERT H. PURCELL
830 Hyde St.
FRED PARDINI
730 Avalon Ave.

SANTA MONICA—
ED KOLPIN
220 Santa Monica Blvd.

WHITTIER—
JACK CONGER
242 S. Bright

COLORADO

DENVER—
HENRY F. KOKENZIE
4211 Green Court

DELAWARE

WILMINGTON—
VINCENT PARKINSON
639 Robinson Lane, Shipside

DIST. OF COLUMBIA

WASHINGTON—
HILTON J. PATTON
24½-14th St., S. E.

FLORIDA

ORLANDO—
JOHN C. CALDWELL
P. O. Box 2987

MIAMI—
JIM HARVEY, SR.
Box 1310, Route 1

GEORGIA

ATLANTA—
BEN EUBANKS
Fulton Co. Ct. House

ILLINOIS

BERWYN—
JOSEPH SEBEK
3732 Lombard Ave.

CHICAGO—
HAROLD CLAUSSEN
2604 Milwaukee Ave.

WILLIAM HORN
1348 N. Lawndale Ave.

DE KALB—
C. R. MILLER
231 E. Lincoln Hwy.

DES PLAINES—
R. J. VANASEK
338 Warrington Rd.

GALESBURG—
FRED M. RAINEY
963 E. Main St.

INDIANA

INDIANAPOLIS—
PAUL H. CHILDERS
223 N. Alabama St.

LAFAYETTE—
DON E. DEWITCH
Box 200, Cary Halls,
West Lafayette

IOWA

DAVENPORT—
FRANCIS O. WALSH
1113 E. 15th St.

KANSAS

TOPEKA—
KARL L. KNOLL
2835 Burlingame Rd.

WICHITA—
WHITNEY WOODBURN
1305 N. Vassar

MARYLAND

ANNAPOLIS—
WILLIAM J. ZIEGLER
47 Maryland Ave.

BALTIMORE—
C. BARCLAY YOUNG
3714 The Alameda,
"Ednor Gardens"

ESSEX—
FRANK O. HUNTER
1617 Rickenbacker Rd.

MASSACHUSETTS

BOSTON—
DON MacAFEE
655 Broadway,
Everett, Mass.

WORCESTER—
J. L. BYRNE
5 Pearl St.,
Milbury, Mass.

MICHIGAN

DETROIT—
JOHN F. MORAN
19481 Steel Avenue

CARL ROSSOW
18624 Brady Avenue

EAST LANSING—
JAMES APOSTLE
Quonset Hut No. 16,
Michigan State College

FLINT—
ARROWHEAD PIPE CLUB
Howard Wood, Sec.
517 Bush Street

LANSING—
LEONARD DEASON
2014 Beal Ave.

SAGINAW—
KENNETH SHELLY
2009 Handley St.

SWARTZ CREEK—
PAUL SPANIOLA
Paul's Tavern

MINNESOTA

ST. CLOUD—
AL TSCHUMPERLIN

MINNEAPOLIS—
BURTON G. STARR
709 N. Fremont St.

MISSOURI

KANSAS CITY—
BOND PERLETH
3722 Wabash

ROGER NAVRAN
621 W. 57 Terrace

NEW JERSEY

EAST ORANGE—
A. S. WEINER
10 Main St.

NEW YORK

AMSTERDAM—
M. M. ORANTE, JR.
80½ Forbes St.

FLUSHING—
S. N. LAKIN
65-35 170th St.

HEMPSTEAD—
DONALD E. SMITH
76 Prospect St.

NEW YORK—
W. P. COLTON, JR.
145 E. 74th St.

ST. ALBANS—
ANTHONY GREGORIO
113-40 196th St.

SCHNECTADY—
MOHAWK PIPE CLUB
C. A. Piercy, Pres.,
Box 27, Ballston Lake

UTICA—
JAMES F. PRONTEAU
1614 Clementian St.

OHIO

ASHLAND
BOB WALLS
305½ Cleveland Ave.

CINCINNATI—
JOHN F. GALL
3758 Montgomery Rd.,
Norwood, Ohio

CLEVELAND—
LEO STOOR
15201 St. Clair Ave.

DAYTON—
WM. L. DAHLE
1946 N. Main St.

GREENVILLE—
E. R. HUFNAGLE
P. O. Box 35

STOW—
P. V. RISINGER

TOLEDO—
JOHN A. MURPHY
1581 Jermain Dr.

OREGON

PORTLAND—
WALTER H. POST
6114 S. E. 87 Ave.

PENNSYLVANIA

GREENCASTLE—
ROSS S. PEARSON
33 E. Baltimore St.

LANCASTER—
GEORGE KING
523 N. Lime Street

PHILADELPHIA—
B. B. CHERRY
6107 N. 8th St.

PITTSBURGH—
MELVIN H. TELES
5423 Howe St.

TENNESSEE

MEMPHIS—
JACK ANDERSON
62 Madison Ave.

TEXAS

COMMERCE—
RALPH McDONALD
1108 Main St.

LUBBOCK—
W. M. GOLDMAN
1302 Ave. N

VIRGINIA

NORFOLK—
L. H. LEEGE
Box 1921

WASHINGTON

SEATTLE—
CARL W. BROOME
943 12th Ave. North

WEST VIRGINIA

CLARKSBURG—
M. E. ASHCRAFT
108 Jasper St.
FAYETTEVILLE—
MR. BEN D. KELLER

WISCONSIN

BEAVER DAM—
H. B. FANSHAW
216 W. 3rd St.
MILWAUKEE—
J. H. UHLE
232 W. Michigan St.

CANADA

MONTREAL—
Z. FOXEN
4186 Clarke St.

TORONTO—
LEWELLYN LEWIS
233 Bay Street

National Associations

(Enclose stamped self-addressed envelope when writing)

THE G. I. PIPE SMOKERS CLUB—Joe Coniglio, 86 Ave. "S", Brooklyn, N. Y.

THE NATIONAL ORDER OF PIPE SMOKERS—Albert I. Almand, 333 Holderness St., S. W., Atlanta, Ga.

THE SOCIETY OF PIPE SMOKERS—Ben D. Keller, Fayetteville, West Va.

(The editors have selected Mr. Schirmer's letter as the most interesting of those received in answer to the June question and a Darnley of London pipe is already on its way to him.)

**R. M. Schirmer,
Bartlesville, Okla.**

The reasons why a pipe becomes sour should be considered first. These are:

1. Some of the volatile tarry constituents from the tobacco and water produced in combustion condense out in the shank and bit. This situation is aggravated still further by the "wet smoker."

2. The distillation of resinous material from improperly cured wood used in the pipe bowl.

The solution for the first—and commonest—problem is the diligent application of a pipe cleaner. The use of a solvent, such as ethyl alcohol, will aid the process.

But for relief from a pipe of improperly cured wood—stop smoking it!

**Jim Fasone,
Brooklyn, N. Y.**

A foolproof method of sweetening that sour pipe is both simple and sure-fire. Carefully clean the stem and shank with a good pipe cleaner fluid or alcohol and then proceed to ream the bowl right down to the briar.

Your pipe will then be in new condition and the success of your attempt to sweeten it depends on re-breaking it in correctly.

The last, and most important step, is to mix some ordinary sugar and water into a thick paste. Line the walls of the bowl with a coating of this sticky combination, allow it to dry a few minutes, and then loosely pack in a bowl of your favorite tobacco.

Give it an even light and then sit back and enjoy the sweetest smoke you ever tasted while that sugar lining builds up a beautiful cake.

**Bud Emling,
Bonfield, Ill.**

If a new pipe gives a sour taste, and

Pro and Con

"I wholly disapprove of what you say, but will defend to the death your right to say it." — VOLTAIRE.

This is the page set aside for the reader to discuss controversial questions pertaining to pipes and pipe smoking. Letters may be shortened, but the opinions expressed remain unchanged. For the most interesting letter received each month the editors will award a Darnley of London pipe, courtesy of the Imperial Mercantile Company of Cleveland, Ohio.

THIS MONTH'S QUESTION

"What method do you use to sweeten a sour pipe?"

continues to even after a good cake has formed, it is almost a sure sign that the wood is sour, and there is no remedy I know of for that. There are numerous methods which may temporarily sweeten such a pipe, but chances are it will again turn sour.

However, if a good tasting pipe turns sour all it probably needs is a thorough cleaning. The cake should be reamed to the proper thickness, the soggy residue in the heel removed, and the stem and shank swabbed with pure grain alcohol or a good brand of pipe sweetener. After the cleaning job has been completed the pipe should be allowed to air out for several days.

Slow smoking with good tobacco, keeping your pipes clean and giving them plenty of rest will keep away that sour taste.

**Howard W. Bowman,
Wooster, Ohio**

I do two things to a sour pipe. First, I rub a little nip of sweet wine into the bowl and then fill it with a moist, sweet, tobacco—and let it stand for a few days before smoking it.

The second step is quite simple, too:

If the first treatment fails I merely toss pipe and all into the nearest waste basket and go pipe shopping!

**Kenneth Shelly,
Saginaw, Mich.**

I believe that the best way to sweeten a sour pipe is to first ream out the pipe chamber.

Then, a pipe sweetening preparation is made by mixing oil of clove or oil of wintergreen with some pure grain alcohol.

A pipe cleaner is then dipped into this solution and run through the bit, shank, and the bowl chamber.

A pipe so treated should not be smoked until it has had a chance to dry out completely.

**George M. Brewster,
Topeka, Kansas**

First, the excess cake is removed. In fact, for a good, thorough job remove all the cake clear down to the wood.

Rebore the hole in the shank of the pipe, using a No. 16 drill welded onto a handle made of welding material of the same size. This will remove all the foreign substance from the shank, including some of the original briar.

Remove stem and insert a cork in the end of the shank and pour any prepared pipe sweetener into the bowl and let it set for a minute or two. Remove cork and liquid and swab out with pipe cleaners.

Rum or bourbon makes a good substitute for the prepared sweetener. The pipe should be allowed to dry for a few hours before smoking.

I have never had a pipe of mine go sour. The reason is that I take care of all of my pipes. To keep any pipe from going sour, do not smoke the same pipe two days in a row, and use a pipe with plenty of draft.

NEXT MONTH

JULY—*"What is the minimum number of pipes a smoker should have and what are your reasons?"*

(Answers must be received by June 4)

AUGUST—*"What bearing do you believe the size of the shank hole has on the coolness of the smoke?"*

(Answers must be received by July 3)

Address all letters to "Pro and Con" in care of this magazine. Anonymous contributions will not be used. Send a picture of yourself if you wish. As many letters will be used as space will allow. Suggestions for future questions are also welcome.

Make considerable use of the pipe reamer, never allow too much cake to collect in the bowl. The cake does not supply the flavor in a pipe.

Clean the pipe thoroughly each evening. Then place the pipe in a pipe rack, bowl down, to dry.

**L. T. Dennison,
Madison, Wis.**

The best way to sweeten a sour pipe is to never let it get sour in the first place. The wood in a pipe may not be of the best, and sometimes the wood will become sour or distasteful, which is something that cannot be helped (or judged before the pipe is bought), but damage resulting from neglected care of the pipe is inexcusable.

Take care of a pipe right and you'll never have any need for soda, salt, lemon juice, or any of the other so-called cures for a sick pipe.

**C. G. Wheeler,
Baker, Oregon**

A remedy which will sometimes work (not always) but which is effective if a weak, wishy-washy tobacco has been

smoked in the pipe, is to fill the bowl with a strong tobacco, such as full strength perique, and smoke it.

Perique is pretty strong, and some smokers will want to smoke the pipe "by proxy" for this reason.

The stronger smoke will often correct the condition and completely counteract the sourness in the pipe. However, the opposite is not true, or at least I have never noticed that a pipe which becomes strong can be remedied by smoking a mild or sweet tobacco. It seems to work only the one way.

**John LeCocq,
Alberta, Canada**

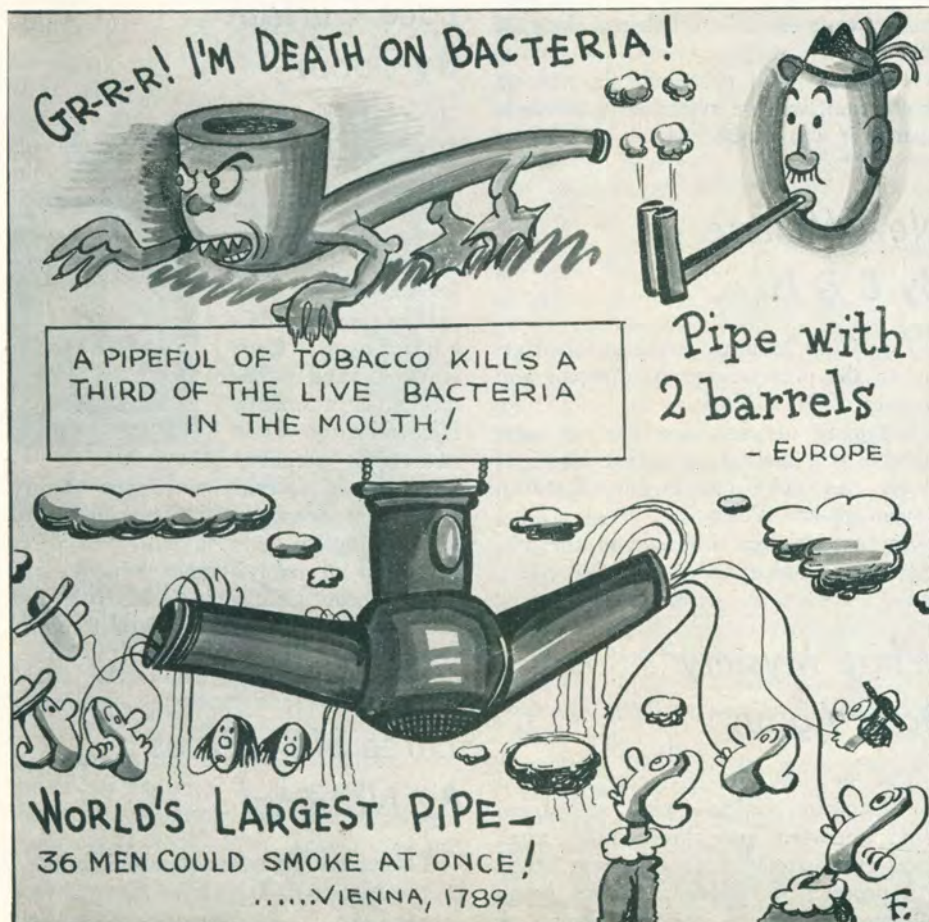
The souring of a pipe is a chemical condition, and as such must be combated chemically.

Alcohol is one of the best, either straight or mixed with something else. A little is swabbed in the shank (which is the seat of the trouble) and the pipe should be sweet again. Some of the commercially made pipe sweetening solutions work just as well if not better, since they are compounded especially to do this job.

PIPODDITIES

By George R. Flamm

Source of any item depicted sent on request.



BY MAIL
1 lb. Can
\$2.00

BREAKER
aromatic
smoking mixture

FRESH FROM BLENDER TO YOU

A blend designed and processed to bring out the natural flavor of each tobacco, produced by master tobacco blenders after years of research and testing.

TRUE TOBACCO FLAVOR
MILD, PLEASING AROMA

TOBACCO BLENDING CORP.
LOUISVILLE 1, KENTUCKY

No More Wet Heels

This new insert in the famous King Pipe ends soggy heels because it blocks the bottom, keeps moisture from entering the shank and stem.



After emptying the ashes, blow back through the pipe while insert is still hot. Pipe will be bone dry and cool and can be smoked repeatedly.

THOUSANDS NOW IN USE

King pipes with this famous insert \$3.50, \$5.00, \$7.50 - Hand made \$10

Write today for further information

THOMAS W. SLUTZ

9205 Euclid Avenue, Cleveland 6, Ohio

WHAT'S NEW?

Circular Panel Featured In New Kaywoodie Shape

No Name As Yet

A new shape of pipe has been announced by the Kaywoodie Pipe Company—a shape so new that as yet it has not been given a name.

Known only as "Number 23C", it is a smart looking pipe with a half-bent stem.

The bowl itself is quite round, slightly more so than the apple, and thus gives the pipe a comfortable feel in the hand.

On each side of the bowl is a circular panel which gives the new style its distinctive appearance.

The pipe is not large, and is shaped to comfortably fit the pocket, yet the bowl size is ample for a man sized smoke.

The manufacturer states the pipe is made of the finest quality briar which is grown in the Mediterranean area.


The new "23C" is now on display in most leading pipe stores throughout the country, and more will be available in the near future.

Two Tubes on New Hookah

The Century Briar Pipe Company of Brooklyn, N. Y., has revealed a new feature which will shortly be available on their water pipes. This is the addition of a second tube, now making it possible for two persons to enjoy the pipe at the same time.

This model might be termed the "Honeymoon Hookah".

If but one person desires to smoke



the pipe, a plug, which is provided with each pipe, is easily inserted into the tube not used.

The new dual tube hookah, now in production, will be available in the near future, it was announced.

New Mixture By B & H

Pipe Club Mixture is the latest offering to the pipe smoker by Benson and Hedges of New York.

Company officials describe the new tobacco as a mellow, aromatic blend of rough and cube cut burley, Latakia, Cavendish and Perique.

At present it is available in the 1 3/4 oz. package and in the 8 oz. tin.

White Mystery Back Again

The new White Mystery pipe and the Baronite Calcine pipe are again being imported into this country after being discontinued during the war years.

A product of Holland, they are being imported by a new concern known as

the Holland-Dutch Pipe Company with offices in New York City.

The White Mystery Pipe derives its name from a secret process used in its employment. As the pipe is smoked, a picture slowly appears on the outside of the pipe.

The Calcine pipe is two toned and is said to have the appearance of a fine meerschaum.

Both are popularly priced and feature a double bowl with air space in between. No date was announced as to when the pipes would be available in pipe shops, although initial shipments are expected to begin shortly.

The pipes will be available in all of the popular styles and shapes.

Lace Curtain By Tobin

The Tobin Tobacco Company of Detroit, Michigan, makers of Cookie Jar and half a dozen other pipe tobaccos, have announced an addition to their popular family.

The new blend is known as "Lace Curtain" and is described as a smooth Irish mixture. It is said to be prepared from an old formula of proven quality which has been further improved and brought up to date in order to meet the needs of today's modern taste.

The pocket package is popularly priced and is available from better tobacconists everywhere.



Three New Pipes By National

Three new pipes have been announced by the National Briar Pipe Company of Jersey City, N. J. These are: The Set-

ter, the Forecaster Imperial, and the Forecaster Sport.

The Setter is so named for its unusual construction which prevents the pipe from falling over on its side. Placed on a table or desk, it stays there.

The Forecaster Imperial is being offered in twelve large, massive shapes with a walnut finish.

The Forecaster Sport is designed especially for the sportsman. It is being made in two different finishes and half a dozen different shapes.

College Style Features Crest

Especially designed for the college pipe smoker is the new Knickerbocker style which is highly carved and which has a squared bowl, two sides of which bear the likeness of an open book.

The Knickerbocker Pipe Company is making these pipes with covers on the books carrying the college crest or coat-of-arms.

Sport Torch Pipe Lighter

The Bryn Mawr Smokers Novelty Company of Chicago has announced their new Sport Torch pipe lighter which is described as ideal for pipe smokers.

The protective cap is slid upward thus exposing the wheel and wick. There are openings on both sides of the lighter.

The wheel is turned by either thumb or finger from one side and the pipe is lighted upon turning the lighter over the bowl and allowing the flame to come out of the opposite opening.

A partial closing of the sleeve will concentrate the flame on the pipe bowl.

An added feature of the Sport Torch is the tamper cup on the bottom. This is designed especially for tamping the tobacco in the bowl of the pipe.

Although the lighter is small in size, the fuel capacity is unusually large, thereby eliminating frequent refuelings. And most of all, it is light in weight and does not weigh down the pocket.

It is available from your local dealer, or from the manufacturer.



Demand for Display Pipe Results in Smoky Stover

More Will Appear Soon

When a new pipe will be created is a question seldom answered in advance, unless the plan for a new pipe is pretty well formulated when the idea is born.

But Warren Williamson had only the idea that the tobacco shop in which he was working needed a new window display. The birth of a new pipe was furthest from his mind.

"Wish I could dream up an eye-catcher," he mused. "Something that would make them all stop, look, and then come in the shop and buy."

Williamson, an ex-GI, was working in his father-in-law's pipe and tobacco shop in Santa Rosa. Believing this to be the atomic age of fantastic designs, he suddenly dreamed up a pipe which he felt sure would stop anyone who was passing by.


He got a few old pipe segments, a jig saw and a quantity of glue and started in on—something. He himself didn't quite know how it would turn out. The result was, however, just about the screwiest pipe he had seen outside of the funny papers. His colleagues in the store called it Warren's "Screwball" pipe, and doubted much enthusiasm for the display.

It was an eye-catcher all right, and whereas Williamson had thought he would surprise the people of Santa Rosa, he found that the people of Santa Rosa were to surprise him. The new pipe design had been on display but a couple of days when a customer came in and floored Williamson with "Some pipe you have in the window. I'd like one."

Williamson didn't think much of the request until a second and then a third came in asking for one of the pipes. Then it suddenly dawned on him that he had something people wanted. What more did a guy need to make money?

So he had the idea and the design patented. Today he operates the Williamson Pipe Company in Wellington, Ohio, where he is turning out his Screwball Pipe, better known by its right name, the Smoky Stover.

Williamson had the right idea, however. Although the pipe has a comic name and sort of resembles a groggy worm doing the rhumba, there is nothing comic about the material and workman-



ship. His cousin, Jay Carmen, who helps him manufacture the pipe, uses fine imported briar bowls with good nylon plastic shanks and hard rubber bits.

Besides the stair step (illustrated here) two others are also available, and according to Williamson, several more are contemplated including a jet-propulsion and a bag-pipe style. Just where and how he dreams up these designs is a secret which he does not reveal.

But for a "gag" pipe, his Smoky Stover is a good smoke. Much lighter than it looks, the smoke is forced to go considerably further than in the ordinary pipe, and oils and moisture find it impossible to reach the second and third levels of the shank and therefore never get to the smoker's mouth.

The Screwball Pipe is available through Bryn Mawr Smokers Novelties in Chicago, and is going great in most sections of the country. What has been said here is merely to warn you that you never know what you may see next in the pipe shops of today, and when you do see the Smoky Stover glaring at you, don't worry, for it isn't the result of something you drank the night before.

Inside the Bowl By CHIC WILLIAMS

The Associated Pipe Company of Indianapolis, Indiana, maintains a policy of hiring only men who have physical handicaps, teaching them the art of pipe making and helping make them self reliant. . . .

A pipe smoking contest will be held soon in Pensacola, Florida, with prizes for the winners. Full details can be obtained from the Bowman pipe shop on East Wright Street. . . .

H. Comoy & Co., Ltd., British pipe manufacturing concern, has acquired its own briar fields in Algeria and is expanding its pipe making facilities in London. . . .

PIPE CLUB NEWS

[Begins on page 182]

bers all agreed that on that score he well knows his subject.

The club is perfecting a "club blend" and so far several have been tried out. The final selection is expected shortly.

The club has voted to back the re-organization of the National Order of Pipe Smokers as they believe this is an important step in furthering the pleasure and enlightenment of pipe smokers.

SCHENECTADY, N. Y.

A "get acquainted" dinner has just been held by the Mohawk Pipe Club. Ten new members joined the club, bringing the active membership to 74 at the present time.

Latest excitement among the members is that in the near future one of their meetings is to be broadcast over the local radio station WROW. This marks the first time in history, so far as is known, that a pipe club meeting was ever broadcast.

It appears the Mohawk bunch is out breaking records again, and establishing new ones.

N. O. P.

The National Order of Pipe Smokers is now accepting charter members and getting established once more after a lapse of over a decade. The necessary papers are being drawn up, and those who join promptly will be taken in as charter members.

Albert I. Almand, who is doing the preliminary work, states a large number of pipe smokers from all over the country have written in to offer their cooperation and assistance.

The subject of annual dues is the next matter to be settled, and Almand invites new members to send him their views on the matter. Although he would like to see the Order operate without dues of any kind, a treasury will be required to take care of stationery, postage, printing of membership cards, and other miscellaneous expense.

It is his hope that this can be done for a dollar a year. It is believed this will be sufficient if enough pipe smokers join the Order.

MONTROSE, CALIFORNIA

At a recent meeting Ed Copeland showed the club some of the finer pipes in his collection. Later on he passed around some of his Chinese pipes and the members filled them with Chinese tobacco and lighted them—some of the braver members, that is. However, a poll indicated American blends are still preferred by the group.

THE REPAIR BENCH

Conducted by
W. H. PACKER



(Readers who have questions or problems concerning pipe repairing may write direct to Mr. Packer, who conducts this column each month. He may be reached at 112 E. 12th Ave., Homestead, Penna. There is no charge for this service, but you must enclose a self-addressed stamped envelope for your reply.)

A FEW TIMES I have tried to duplicate old stems to the point of carving teeth marks in the new stems. Such orders are unusual but they show that stems of comfortable size and shape may be the reason why some pipes are preferred to others with bowls of similar style and quality.

The pipe repairman will get as many orders for repair of stems as he will for replacement of stems. If the stem has been chewed through or broken somewhere near the middle, there is no way that this part alone can be changed or replaced. However, if the stem is broken at the shoulder of the tenon, as often happens when a pipe is dropped, it can be repaired by putting in a "plug" which is nothing more than a new tenon fixed into the old stem.

If the stem to be plugged requires a tenon slightly under 3/8" in diameter, the stock used will be a 1" length of 3/8" hard rubber rod with a 3/32" hole through the center. Half of the length will be threaded with the standard thread for that diameter. This threaded part is screwed into a metal holder about an inch long and 3/4" in diameter. The holder, in turn, is held in the lathe with a three jaw universal chuck while the tenon is turned down to the correct size to fit the shank of the pipe.

THE SOCKET in the stem to receive this plug is made by drilling a hole 1/2" deep back into the stem. The smoke bore in the stem will act as the lead hole and the drill will automatically center itself in the small hole. The hole is then tapped with a 3/8" 16 bottom tap.

Screw the plug into place in the stem and fit the stem into the shank. If the two parts line up correctly, remove the plug, put a little rubber cement on the threads and screw it in again as tight as possible with the fingers.

That is all that there is to the job when the hole in the stem was exactly centered in the original tenon. However, in the great majority of pipes, this is off center by a hundredth of an inch or more. This off-centeredness will result in the alignment of the stem and shank being off just that much. Even a few thousandths of an inch misalignment here is extremely noticeable and the owner would rightfully reject the work. The alignment of the stem and shank must be perfect.

The quick and cheap way to remedy such an error is to sand off one side of the stem and the other side of the shank, stain the newly exposed wood and polish both parts together.

For a pipe where the original finish must remain untouched, the work described before must be done (with the exception of applying cement) and the error in alignment measured. Then, since it is impossible to change the socket in the stem, a new plug will have to be made.

Insert another threaded plug in the holder and place it in the lathe, using an independent four-jaw chuck. Adjust the jaws so that the holder will be off center as far as the stem and shank were out of line. Turn down the tenon to fit the shank. Put some cement on the threads and screw the plug into the stem as far as it will go—and then back it out one complete turn. Insert the tenon into the shank and turn the stem until the parts line up properly. After the cement has set, polish both parts together.

It is convenient to keep a stock of half finished plugs on hand. I keep several dozen of each size from 1/4" to 7/16" in diameter, all with a 3/32" hole. In my lathe two inch pieces are more easily handled than shorter lengths so I make them two at a time, that is, I turn down a two inch piece of rod and thread both ends.

CLASSIFIED ADVERTISING

Classified advertisements are an inexpensive way of reaching pipe smokers everywhere. The cost is low—10c per word or 70c per line. Minimum, \$2.00. Cash must accompany order. Closing date, first of the month preceding month of issue.

FOR SALE

- POWHATAN Indian Pipe. Send a dollar bill for genuine "Powhatan" hand made Indian clay smoking pipe, replica of famous original Virginia antique. Long reed stem combined with porous clay bowl saturated with honey before kilning gives delightful smoking enjoyment. Postage prepaid. PAMPLIN PIPE CO., Box 100, Richmond, Virginia.
- FIRST quality pipes—straight grains—virgins. \$5 each postpaid. Send check or money order. PAVEAU, 9 East 48th Street, New York 17, N. Y.
- FOR SALE. Small pipe factory. Complete machinery and equipment. Ideal enterprise for only \$1500. Write H. M. BURMAN, 212 S. Allen St., State College, Penna.
- ENJOY clean sweet pipes. Wizard Pipe Sweetener is easy to use and guaranteed to clean and sweeten strong, sour pipes. One ounce bottle and 12 white fluffy absorbent cleaners, 25c postpaid. Money-back guarantee. GENERAL PRODUCTS, Box 993, Owensboro, Kentucky.
- BLEND your own pipe mixtures and enjoy the best. Write now for free booklet "Tobacco Blending Made Easy." GREEN RIVER TOBACCO COMPANY, Box 990, Owensboro, Kentucky.

PIPE MAKING

- SILVER BANDS made from heavy 28 gauge sterling. Standard sizes 8 to 20 mm. with half sizes, 40c each, or 6 for \$2.00. Per dozen, \$3.75 postpaid. WALTER DELONG, 609 Russell Ave., Indianapolis 4, Indiana.
 - UNPOLISHED seconds \$5 pipes, 2 for \$1.00. Medium Italian briar blocks, 3 for \$1.00. Vulcanite bits, 6 for \$1.00. Complete pipemaking kit—large size block, bit, condenser and instructions, \$1.00. Free literature. CARVAPIPE, 2829-V Dixie Highway, Hamilton, Ohio.
- ### WANTED
- WANT to buy meerschaum blocks in any quantity. Send prices and description. C. E. MILLER, Box 21, Wilmington, California.
 - DUNHILL Pipe Book and Pritchett's "Smokiana". CY PRUNER, 3807 S. Hill St., Los Angeles, Calif.
 - WANTED Copies of February and March, 1946, and March, 1947, issues. Will pay full price (25c) for each copy in good condition. PIPE LOVERS MAGAZINE, 532 Pine Ave., Long Beach 12, Calif.

PIPE REPAIRING

- HARD rubber bits, mirror finished. Broken shanks repaired. One day service. Ronson, Thorens, Evans lighters repaired. Satisfaction guaranteed. CON-ROY CIGAR STORE, Consolidated Royalty Bldg., Casper, Wyo.

MISCELLANEOUS

- SALES agents wanted. Nationally advertised Engineer pipe. See advertisement page 167. Write today for proposition. GERHOLT INDUSTRIES, Romeo, Michigan.
- PIPES made to order. You draw the design, I make the pipe. \$5.00 to \$7.50. Jumbo sizes slightly higher. Send your design today and ask for quotation. Stems repaired. J. H. BRADSHAW, 1124 Linden, Long Beach 2, California.
- EARN EXTRA MONEY selling subscriptions to Pipe Lovers to your friends. Liberal commission. You can also work up a profitable income by obtaining orders for monthly shipments to pipe shops and newsstands. Easy, spare time work. Every pipe smoker is a customer. Write today for full details and commission allowances. PIPE LOVERS MAGAZINE, 532 Pine Ave., Long Beach 12, California.

FLAVORING TOBACCOS

[Begins on page 170]

For example, a certain kind of Cavendish will taste one way if long cut, and an entirely different way if cube cut. Thus the effect of each flavoring tobacco will vary depending upon its preparation.

The moisture content, curing method, and similar circumstances have much to do with the tobacco and its relation to the smoke.

All of this is important to remember, and when a formula calls for a certain kind of tobacco, such as Shredded Perique, this is the type that should be employed. The use of another kind of Perique might give an entirely different result.

Brand names also make a difference.

The smoke used to cure one type of Latakia may, for instance, be so different from that used by another company that the resulting tobaccos will be entirely dissimilar. For this reason some professional blenders will continue to use the tobaccos from but one manufacturer. In this way they can be sure that their blends will be the same from day to day.

Blends are composed of several tobaccos, and the secret lies in an even balance of the whole. To the base are added small amounts of the various flavoring tobaccos—just how much is the result of experimentation and study. Anyone who creates his own mixtures soon becomes convinced that blending is indeed a fine art.

FIRST PIPE

[Begins on page 173]

A look into the young man's background will disclose that he was born in Martinique, one of the islands of the French West Indies. He arrived in New York City in 1946 where he lives today in comparative seclusion with his mother. He studied art and machine design in

a technical school at Fort-de-France, capital of Martinique. Ponceau claims, however, that he began work in wood-carving at the age of 9.

At 26 he has an open and frank outlook on life. Pipe smoking he finds very enjoyable and soothing to the senses,

particularly after a hard day's work and in that manner his smoking manifests itself into creative ability.

He hopes that he will be able to soon gain possession of some meerschaum blocks as he wishes to attempt to carve some originals from the gem of pipe material. He is studying the treatment of meerschaum in order to familiarize himself with the finishing of his pipes. One may rest assured that if he succeeds in his endeavour pipe collectors will have another source available for obtaining rare and original pipe designs.

MEERSCHAUM LINING

[Begins on page 172]

that needs to be done is to turn down the meerschaum tube.

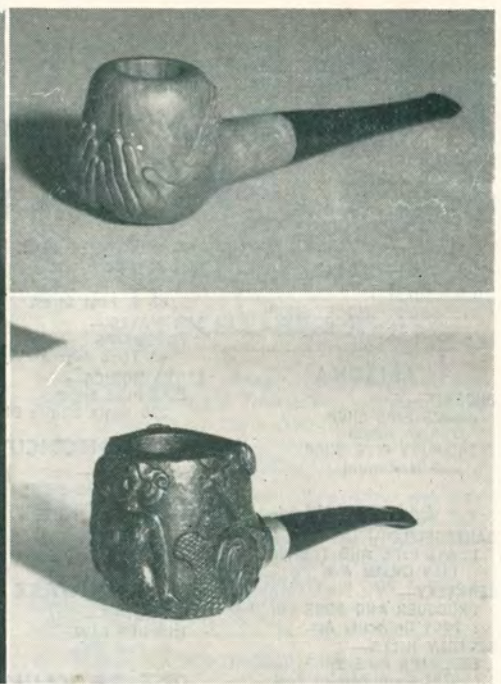

I am convinced through using a pipe of this design that the bulk of the taste originates in the shank as the smoke passes through it. The addition of the meerschaum tube is definitely an improvement and I am sure any smokers who convert a pipe in this manner will find they will like the improved smoking quality it affords, and the predominant meerschaum flavor, which this alteration gives the smoke.

Headquarters for PIPES and TOBACCOS

Visit These Better Stores in Your Community

- ALABAMA**
BIRMINGHAM—WEBBER'S SMOKE SHOP
209-C 18th St. No.
- ARIZONA**
PHOENIX—JACK'S PIPE SHOP
115 W. Adams
SECURITY PIPE SHOP
230 N. Central
- CALIFORNIA**
BAKERSFIELD—LEWIS PIPE AND TOBACCO
1919 Chester Ave.
BERKELEY—DRUCQUER AND SONS
2059 University Ave.
BEVERLY HILLS—LETHAM'S PIPE SHOP
9441 Santa Monica Blvd.
FRESNO—HARRY PARKER
1311 Fulton Street
GLENDALE—GLENDALE SMOKE SHOP
219½ S. Brand Blvd.
SMOKER'S DEN
117½ W. Wilson
HOLLYWOOD—HOLLYWOOD PIPE SHOP
1641 N. Cahuenga
LA JOLLA—HARRY'S SMOKE SHOP
LONG BEACH—CURT'S SMOKE SHOP
248 E. Broadway
A. GUTHERZ
6 W. Jergins Arcade
ROBINSONS
312 E. Broadway
LOS ANGELES—ADE'S PIPE SHOP
5314 Crenshaw
COLTON PIPE AND TOBACCO
2065½ W. 6th St.
COPLEY'S PIPE & TOBACCO
8537 Beverly Blvd.
HARRY'S SMOKE SHOP
2280 Colorado Blvd.
SAM'S PIPE SHOP
951 W. Manchester
SEQUOIA PIPE SHOP
Farmers Market
3rd and Fairfax
H.S. WITTNER
142½ S. La Brea
MONTROSE—GAILING PIPE & TOBACCO
2326½ Honolulu Ave.
OAKLAND—BENADERET'S
1946 Broadway
MERCURY SMOKE DEN
409-19th Street
SACRAMENTO—MAHAN'S PIPE SHOP
1207 "K" Street
SAN BERNARDINO—VEE'S PIPE SHOP
415 "E" Street
SAN DIEGO—MUNCEY'S TOBACCO PATCH
1006 Broadway
VAUGHN'S
1055 Fourth Ave.
WINTHER'S PIPE SHOP
443 Broadway
SAN FRANCISCO—HILL'S PIPE SHOP
1551 Ocean Ave.
- SAN JOSE—BOYCE'S PIPE & TOBACCO
68 S. First Street
SAN MATEO—FOREMAN'S
92 Third Avenue
SANTA MONICA—ED'S PIPE SHOP
220 Santa Monica Blvd.
- CONNECTICUT**
NEW BRITAIN—LONDON PIPE SHOP
11 Commercial St.
NEW HAVEN—THE PIPE CENTER
104 College Street
- DELAWARE**
WILMINGTON—THE BEE HIVE
du Pont Bldg.
- DIST. OF COLUMBIA**
WASHINGTON—BERTRAMS
910-14th Street N. W.
- FLORIDA**
CORAL GABLES—CORAL GABLES SMOKE SHOP
2206 Ponce de Leon Blvd.
DELRAY BEACH—LOVE'S
4th & Atlantic Ave.
JACKSONVILLE—THE TOBACCO SHOP
225 Main Street
MIAMI—OGDEN PIPE AND TOBACCO
114 N. E. Second Ave.
PENSACOLA—BOWMAN'S PIPE SHOP
406 E. Wright
- GEORGIA**
MACON—DEMPSEY CORNER
Third and Cherry
- IDAHO**
BOISE—YE OLDE PIPE SHOP
203 N. Ninth St.
- ILLINOIS**
CHICAGO—SONNEKERS
3623 N. Southport
GALESBURG—RAINEY TOBACCO SHOP
963 E. Main Street
- INDIANA**
CRAWFORDSVILLE—SPORTSMAN'S SHOP
126 E. Main Street
FT. WAYNE—RIEGEL'S
631 Calhoun St.
LAFAYETTE—RILEY'S CIGAR STORE
713 Main
NEW ALBANY—KAISER'S TOBACCO STORE
326 Pearl Avenue
- IOWA**
WATERLOO—HUMELS SMOKE SHOP
325 Fourth Street
- KANSAS**
TOPEKA—FLAD & MARSH
607 Kansas Avenue
- MARYLAND**
ANNAPOLIS—THE SMOKE SHOP
54 Maryland Avenue
BALTIMORE—A. FADER & SON
210 E. Baltimore Street
J. F. OBRECHT & CO.
2 N. Howard Street
- MASSACHUSETTS**
WORCESTER—OWL SHOP
Main & Exchange Streets
- MICHIGAN**
BATTLE CREEK—MEISTERHEIM'S CIGAR STORE
5 W. Michigan Avenue
DETROIT—LAFOND PIPE SHOP
3010 W. Grand Blvd.
WALTER'S PIPE SHOP
146 W. Lafayette
WATKINS PIPE SHOPS
114 Fisher Bldg.
EAST LANSING—WASHBURN CIGAR STORE
211 E. Grand River Avenue
FLINT—PAUL'S PIPE SHOP
517 Brush Street
HIGHLAND PARK—LUDMAR HOUSE OF PIPES
56 Manchester Avenue
LANSING—MAC'S CIGAR STORE
120 N. Washington
PORT HURON—SMOKER'S HAVEN
512 Water Street
ROCHESTER—FETTERS PIPE DEPT.
340 Main St.
SAGINAW—TUHY'S
110 S. Jefferson
SWARTZ CREEK—PAUL SPANIOLA
- MINNESOTA**
ST. PAUL—ST. MARIE CIGAR CO.
96 E. Fifth Street
- MISSOURI**
KANSAS CITY—ENGLANDER'S
14 W. Twelfth
ST. LOUIS—DELMAR TOBACCO SHOP
4833 Delmar Blvd.
H. A. SWEENEY
926 Pine Street
- NEBRASKA**
LINCOLN—FREEMAN'S PIPE SHOP
1411 "O" Street
BEN M. WOLF
121 N. Twelfth Street
- NEW JERSEY**
EAST ORANGE—BRICK CHURCH PIPE SHOP
52 Brick Church Plaza
PLAINFIELD—NECHINS
415 Watchung Avenue
TRENTON—R. E. RUSSELL
52 W. State Street
- NEW YORK**
BROOKLYN—BEVERLY PIPE CO.
2136 Beverly Road
GREAT NECK—NED SCHLUGER
74 Middleneck Road
NEW YORK—S. BRANDT
558 W. 181st Street
ALBERT COWAN, LTD.
21 Cortland Street
LAFAYETTE SMOKE SHOP
Lafayette & Spring Streets
OXFORD PIPE SHOP
142 E. 42nd Street
PENN ZONE PIPE CO.
875-6th Avenue
PIPES UNLIMITED
24 W. 43rd Street
QUALITY TOBACCO SHOP
85 Essex Street
BEN RODGERS
1083 Sixth Avenue
TOWNE TOBACCONIST
172 Fifth Avenue
ROCHESTER—CLYDE BURRITT
18 State Street
SCHENECTADY—VOTTIS PIPE SHOP
130 Erie Blvd.
SYRACUSE—STEG PIPE CRAFTSMEN
200 W. Water Street
WHITE PLAINS—ESQUIRE PIPE SHOP
20 Depot Plaza
- OHIO**
CLEVELAND—L. J. BENGE
2706 Lorain Avenue
BENNIE'S PIPE SHOP
6540 Lorain Avenue
DAYTON—BOB WHITE'S CIGAR STAND
Winters Bank Bldg.
DIXIE DRUG
Dixie Hwy. & Koehler Ave.
MANSFIELD—PARK NOVELTY SHOP
34 S. Park Street
OBERLIN—OHLY'S
- OREGON**
PORTLAND—THELINS PIPE & TOBACCO
733 S. W. Yamhill
- PENNSYLVANIA**
CARLISLE—DECKER'S CIGAR STORE
29 W. High Street
CHAMBERSBURG—BOB'S SMOKE SHOP
27 N. Main Street
EPHRATA—WEIT & SON
30 E. Main Street
GETTYSBURG—FRED S. FAHER
Center Square
GIRARDSVILLE—SIMONS
131-2nd Street
HAZELTON—PERRY'S
22 N. Ujo Street
- LANCASTER—MOSEMAN'S
27 N. Prince Street
LIVERPOOL—LESHER'S
PITTSBURGH—FT. WAYNE CIGAR STORE
400 Federal Street
SOUDERTON—PAYLESS DRUG STORE
Main & Hilside
WILLIAMSPORT—JANE'S SMOKES & SWEETS
312 Market Street
YORK—HAIN'S PIPE SHOP
118 N. George Street
- SOUTH DAKOTA**
ABERDEEN—GOODMAN'S
113 S. Main
SIOUX FALLS—LEWIS DRUGS
309 S. Phillips
- TENNESSEE**
MEMPHIS—WORLD NEWS CO.
Main and Monroe
- TEXAS**
AMARILLO—GHOLSTONS
Post Office Bldg.
CORPUS CHRISTI—HITTS CIGAR STORE
Nueces Hotel Bldg.
SAN ANTONIO—BLOCK'S PIPE SHOP
208 Broadway
HARKNESS PIPE SHOP
101 W. Commerce Street
MAX ITZ
423 N. St Marys Street
- WASHINGTON**
PUYALLUP—BEALL'S
SEATTLE—WISEMAN'S PIPE SHOP
4234 University Way
SPOKANE—HOLT PIPE SHOP
Main & Howard
TACOMA—DON'S
902 Broadway
CITY CIGAR STORE
902 Pacific Avenue
WALLA WALLA—KELLY CIGAR STORE
9 S. Second Street
- WISCONSIN**
MADISON—TOBACCO BAR
617 State Street
MILWAUKEE—HARVEY STORES
747 N. Third
UHLE'S SMOKE SHOP
232 W. Michigan Street
WEST ALLIS—JONES TOBACCO DEPT.
6129 W. Greenfield
- WYOMING**
CASPER—CON-ROY CIGAR STORE
Consolidated Royalty Bldg.

DEALERS: WRITE TODAY FOR DETAILS ON HOW YOUR SHOP CAN BE LISTED ON THIS PAGE



Woman Pipe Carver

If you have friends who are pipe smokers, send us their names and addresses and we'll gladly send them a sample copy in order that they may see first hand the features of this new magazine.

MISS CONNIE KEET is a young girl who turned her talents to pipe carving. She not only found pipes to be an interesting subject for her nimble fingers, but she learned that men have a great interest in pipes.

Men, as a group, she says, aren't too interested in art—at least not as much so as women. But show a man a pipe, especially a good one, and immediately his ears prick up and his eyes pop out.

A pipe is a man's smoke—always has been. Pipes are older than the United States, and the tales they tell have been handed down from father to son since long before George Washington—a grower of tobacco—became our first President.

As Miss Keet says, men today are keenly interested in pipes, whether they are hand carved or turned smooth. The design—or the grain—give a man a warm, deep, personal feeling inside. A pipe is often regarded as man's best friend.

In order that man may better know and understand his best friend, this magazine was brought out almost three years ago. Its one and only purpose is to tell you more about pipes—their history—how they are made—how to get more enjoyment from them—and what others have to say about them. Start now to read it regularly every month. At your newsstand, pipe shop, or by yearly subscription.

SUBSCRIBE TODAY

Two Years 4.50

One Year 2.50

PIPE LOVERS
THE MAGAZINE FOR MEN WHO ENJOY A PIPE

THE NATIONAL PIPE MAGAZINE
 Long Beach 12, California