


1970-1971 CATALOG



*...a pleasure to give
...a treasure to own...*



The Male Look — and Pipe Smoking

Since prehistoric times, when man-the-hunter clothed himself in skins of animals slain with spear and club, he has found comfort in his pipe. Huddled in caves, around open-pit cooking fires, he puffed on a crudely carved stone pipe.

So prized was this pipe, carved to glorify his gods of hunt and battle, that when he died it was buried with him, alongside his precious spear, club and cutting edge.

Centuries have passed. Customs have changed. But the pipe remains without question—the symbol of the masculine male.

This stone pipe was made by pre-historic American Indians who settled in what is now Tennessee. Original is in the Museum of American Indian, New York City.



TABLE OF CONTENTS

Birdseye	Page 6	Standard	Page 12
Straight Grain	Page 6	Fine-Line	Page 12
Originals	Page 6	Drinkless	Page 12
Connoisseur	Page 7	Colt	Page 13
Meerschaum-Inlaid Flame Grain	Page 7	Campus	Page 13
Flame Grain	Page 7	Campus White Briar	Page 13
Chesterfield	Page 8	Companion Sets	Page 14
Meerschaum-Inlaid Relief Grain	Page 8	Presentation & Matched Grain Sets	Page 15
Custom Grain	Page 8	Cigar & Cigarette Holders	Page 15
Silhouette	Page 9	Available Kaywoodie Shapes	Page 16
Regent	Page 9	Butane Lighters & Refills	Page 17
Durobit	Page 9	Tobacco Pouches	Page 18
Signet	Page 10	Pipe Tobacco	Page 18
Prime Grain	Page 10	Humidors	Page 18
Carburetor	Page 10	Pipe Smoker's Pen	Page 19
Super Grain Syncro-Lok	Page 11	Pipe Refresher	Page 19
Relief Grain	Page 11	Pipe Rack	Page 19
White Briar	Page 11	Pipe Knives	Page 19

Special Shape Chart

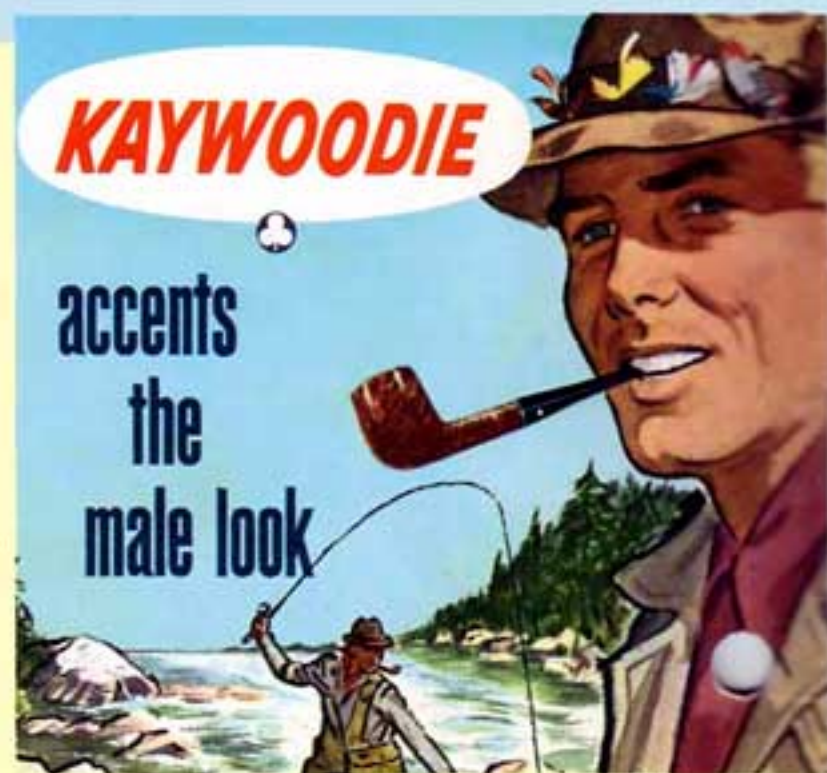
A special shape chart is found on Page 16. It shows all Kaywoodie shapes. These shapes are available in practically every price line. For example if you want a "Flame Grain", simply pick out your shape preference by number and name. The same procedure can be followed with any other price line. Originals, Chesterfield, Colt and Campus are available only in certain specified shapes listed with the description of the pipes. Fine-Line, Signet and Silhouette should be ordered by general description only, i.e. Medium Apple, Large Billiard, etc.

See Page 4 for
SERVICE and REPAIR INFORMATION

And now, it is taking on still another symbolic role in men's fashions. With today's emphasis on rougher, rugged he-man fabrics, the pipe is used to add the finishing touch—in *accenting the male look*. Haven't you noticed the increasing trend in window displays, in magazines and newspapers and on television—to associate pipes with men's fashions?

Fashion authorities now consider the pipe as important to a man's wearing apparel as the right tie—or lack of it! What a break for pipe smokers! Not only do we males enjoy one of the most soul-satisfying pleasures there is—pipe smoking—but we're right in the height of fashion doing it.

Add to this the way a pipeful combats tensions, helps you ease-up and relax... and it's no wonder pipe smoking is on the increase. So why don't you sit back and light up? Learn to relax the Kaywoodie way. It could add years to your life.



With sports wear, business wear everywhere... smoke a Kaywoodie



All Kaywoodie Briar is imported

(but not all imported briar meets Kaywoodie specifications as you'll see).

Typical Kaywoodie Burl
Hardy enough to survive centuries of thirst and heat, this tough, closely interwoven grain is the first step towards a sweet, cool smoke.

Dotting the sandy soil of mountain slopes, ringing the Mediterranean Sea, is a small, scraggly bush called White Heather (*Erica Arborea*). When this homely plant has seen five or so summers, a small fibrous growth starts forming just above the roots. After many centuries of continuous growth (sometimes 3 to 4 feet in diameter) the Burl reaches maturity and is ready to be harvested—or dug out of the ground.

However, age alone is no guarantee that the briar Burl will eventually gain the coveted Kaywoodie cloverleaf. Just as there can be a vast difference between two pieces of (imported) briar growing side by side—there can be an

even greater quality difference between two pieces of quality aged Burl. That's why age is just the first of many stringent requisites demanded by the keen-eyed Kaywoodie briar buyer.


Hardness of fibre, clarity of grain, density of grain, closeness of grain all of these things must be examined, evaluated, and then accepted or rejected in terms of Kaywoodie's uncompromising, unsurpassed, standards. Because these are the all-important qualities that are necessary to provide the sweet, cool smoke that have become synonymous with the name Kaywoodie.

But the very qualities that make it worthy of the Kaywoodie seal—hard, dense, close, clear grain—automatic-

ally limit the quantity available each year. First, this choice briar can only be grown in sun-baked dry soil. And this dry, sandy soil strangles all but a few of the very hardiest plants.


Secondly, the trunk of the briar bush runs through the Burl to the roots, so that a large portion of the Burl is immediately cut away and discarded. Of the remaining Burl, only about 10%, the very "heart" of the Burl, qualifies as Kaywoodie Briar.

It is for these reasons you may not have been able to get all the Kaywoodie pipes you might like for yourself or for gifts. The supply of Kaywoodie pipes is always limited by the available supply of top-quality briar.



Some pipes can be rushed through in 50 steps, but...

It takes 128 separate skilled operations (plus dozens of inspections) to make a **Kaywoodie**.



After 200 to 400 years of growing, two more years of seasoning and curing, 128 steps and dozens of inspections later, your pipe gets the Kaywoodie stamp of approval. No wonder Kaywoodie is the recognized standard of "Male Look" pipesmanship.


KAYWOODIE



This rare cut of briar is "squared-up" on four sides, one of the first operations in making a Kaywoodie.

Only the "heart of the briar" is used. The reason Kaywoodie Pipes cake so quickly is the special seasoning process that takes only the "heart" of the finest briar and stretches the pores of this "prime cut" to absorb heat and hence, carbonize more quickly.

In 1851, Kaywoodie craftsmen founded an industry in the United States—and transformed it into an art.



Top Turning—Top of pipe bowl is "turned" and tobacco channel is reamed at the same time. The first shaping operation in pipe making.



Frazing—The type of pipe, i.e., Billiard (shown), Apple Bulldog, etc., is determined by the final shaping called Frazing.



Sanding—To get the perfection-smooth finish you expect in a Kaywoodie, each pipe goes through 24 separate sanding operations.



Bit and Synchro Stem—Each Kaywoodie is fitted with the exclusive Drinkless Fitment that screens tars, moisture and other irritants; assures a smooth, easy draw, prevents clogging; strengthens the briar stem.

SERVICE AND REPAIR INFORMATION

New stems (bits) are individually custom-fitted to each pipe. New bowls are made from a virgin block of rare, Kaywoodie Briar. Please consider these facts in regard to repair costs.

Cost of new bit or bowl, depends upon price of pipe. Price is determined by checking name stamped on briar shank. If it is stamped "Super Grain" or "Standard" or "Flame Grain", etc., the retail price is shown in this catalog next to pipe illustration. Once the retail price is determined (i.e. a \$7.95 pipe) your replacement cost is found here (i.e. bowl for \$7.95 pipe costs \$3.98; bit costs \$2.20).



Staining—To accent the distinctive natural grain and coloring of Kaywoodie briar, the pipes are stained with pure vegetable color and hand rubbed for lustre.

BOWL AND MOUTHPIECE REPLACEMENT COSTS

New \$6.95 Pipe Bowl	\$3.48	New \$10.95 Pipe Bowl	\$5.48
New \$6.95 Pipe Mouthpiece	\$2.00	New \$11.95 Pipe Bowl	\$5.98
New \$7.95 Pipe Bowl	\$3.98	New \$12.95 Pipe Bowl	\$6.48
New \$7.95 Pipe Mouthpiece	\$2.20	New \$13.95 Pipe Bowl	\$6.98
New \$8.95 Pipe Bowl	\$4.48	New \$15.00 Pipe Bowl	\$7.50
New \$8.95 Pipe Mouthpiece	\$2.35	New \$17.50 Pipe Bowl	\$8.75
New \$9.95 Pipe Bowl	\$4.98	New \$20.00 Pipe Bowl	\$10.00
		New \$22.50 Pipe Bowl	\$11.25
		New \$25.00 Pipe Bowl	\$12.50
		New \$27.50 Pipe Bowl	\$13.75

ALL PIPE MOUTHPIECES FROM \$9.95 AND UP ARE \$2.50

IMPORTANT: Be sure you send entire pipe (bowl and bit) to our factory. We cannot custom-fit them properly unless we have both parts. Mail all pipes to: KAYWOODIE PIPES, INC., Service and Repair Dept., West New York, New Jersey 07093.

Enclose check or money order in package, which should be insured. We cannot be responsible for uninsured packages. Allow 4-6 weeks for return of repaired pipes.

What every pipe smoker should know...

Ask a hundred pipe smokers, and they will tell you that there is no smoke quite like a pipe. There is no smoke as relaxing, as satisfying, as warm and friendly as a pipe. They may even add that only with a pipe can you enjoy all the pleasures of smoking – without inhaling. On these things – more or less – all pipe smokers agree.

But ask that same one hundred men *how* to smoke a pipe and like as not you'll hear 100 different answers. The reason of course is that pipe smoking is highly personal and we all develop our own special ways of doing things.

Actually though, there are only two things you must do: *Fill* the pipe and *light* it.

While there is no great art to filling a pipe and lighting it, there are a few simple common sense truisms that will help you get used to a pipe faster, make it more enjoyable, and easier to keep it lit.

If you have never, or only occasionally, smoked a pipe, the first and most important ingredient is patience. Just as the first time you get behind the wheel of a new car or try a new food, it often takes a while to get used to it.

Smoking a pipe for the first time is very much like that. Experience shows that if you smoke a pipeful the first day ... two pipefuls each the second, third and fourth days ... and three pipefuls the fifth day – by the end of the week you'll be right in the swing of it. The important thing to remember is to stay with it. The enjoyment is well worth the short getting-used-to period. You'll soon discover that the longer you smoke a pipe – the more you'll enjoy it.

Keeping the pipe lit...

If you pack your pipe too tightly, there will not be enough air space. It will draw poorly and keep going out. If packed too loosely, it will burn fast and hot. Therefore: Not too loose, not too tight, but firm enough to draw easily; burn slowly and evenly.

Packing it in layers also helps. Put in some tobacco. Tamp it down, not too tightly now. Then add some more and tamp that down. Do this four or five times, until the pipe is filled. If the top layer is level, it is easier to get an even,

overall light.

If your pipe seems to continually go out, and you're sure that your pipe is not packed too tightly or your tobacco is not too damp, tamp your pipe down every so often, pressing the burned white ashes into the unsmoked tobacco. The secret is remembering to occasionally tamp down the white, burnt ash.

Another little trick to getting a good light is after using the first match, cover the pipe bowl with your lighter or closed book of matches and draw in (don't puff out) two or three times. Then use a second match and again cover the bowl and draw in. This will even out the conflagration that takes place with the first match, and draw the burning embers further into the bowl of tobacco.

The faster you puff on a pipe, the faster it will burn. Conversely, if you puff too slowly, it will go out. Try puffing in cadence with your breathing. When you breathe-in ... puff. It's that simple.

Breaking in a new pipe

Fill it about a third full. Pack it a little looser than usual.

Smoke it to the bottom. Do this five or six times. Repeat this half full and three-quarters full so that the pipe will start caking from the bottom to the top.

Don't knock your pipe against hard surfaces. Either dig out ashes with a pipe tool, pencil, or penknife, or knock it out against the heel of your hand.

When the cake becomes more than $\frac{1}{16}$ " thick, scrape it out with a reamer (Kaywoodie makes a handsome reamer). Heat expands the carbon cake faster than the briar and could cause it to crack.

Without half trying, you can bite through substances much harder than a fine pipe bit made of rubber. Try not to bear down too hard on your bit. Always stand your pipe up when you're through with it. Don't lay it down. That way the juices will run into the bowl, not the bit.

Experienced smokers also recommend changing off from one pipe to another. This allows each pipe to properly cool and dry out and is a definite help in preserving its sweet smoking quality.

Here you actually see Meerschaum being uncovered in an open-pit mine in Turkey. The white substance is a Meerschaum deposit.



Taking the mystery out of Meerschaum

Block Meerschaum ... the only rival of Kaywoodie Briar for sweetness of smoking.

When caravans from Asia Minor first brought Meerschaum to Europe, they claimed it was petrified Sea Foam; hence the German name "Meerschaum", meaning sea foam. Actually, Meerschaum is a white bone-like substance. It is not clay! It is organic in origin, coming from the fossilized remains of small, sea animals like coral. These tiny animals died millions of years ago and their remains were compressed by earthquakes, washed over by floods which deposited earth and rock on top of them.

Meerschaum is very light and porous. It is also very fragile and should be handled with extreme care.

Kaywoodie Meerschaum is mined in Turkey. It is usually found about 250 feet below the ground, embedded in red clay. After the big blocks of Meerschaum are dug out of the earth, its outside surfaces are cut away until a small kernel of sound Meerschaum is left. The decomposed outer parts are 10 to 20 times greater than the usable block kernel.

The blocks which are cut into Kaywoodie pipes are of all

sizes and usually of kidney shape. Only in Turkey do we find sufficient quantity and quality of Meerschaum suitable for Kaywoodie pipes. Since Kaywoodie is the largest pipe manufacturer in the world, we have first choice of the finest Block Meerschaum available from Turkey.

How to break-in a Kaywoodie Block Meerschaum

... Kaywoodie Block Meerschaum is impregnated with a special wax compound, to help the pipe to color. Removing this wax either by handling or rubbing while smoking, will prevent proper coloring. Therefore, when smoking, hold the pipe by the bit. Do not use chamois or any other bowl covering.

The pipe should be smoked slowly and from the top down ... exactly the opposite of breaking-in a Briar. First fill your Meerschaum to the top. Smoke it one-third down. Continue this until the upper third of the bowl begins to change color. Then smoke the pipe two thirds down until that part of the bowl also starts to color. Finally, you can smoke the entire bowlful.

6

Every Kaywoodie Birdseye pipe is registered and will be serviced for life.



Kaywoodie Birdseye®

Prized by connoisseurs even more than a straight grain, Birdseye briar is the finest of all briars. Because only a "Birdseye" has the rare pattern of a "thousand eyes" . . . a pattern of tiny dark dots covering side-surfaces of the bowl. Only a "Birdseye" boasts the porous yet extremely dense, hard grain that can take a lot of punishment and still remain an unsurpassed smoke. Apple shape illustrated.

\$100

Available in most popular shapes. When ordering through your dealer, specify first, second and third shape choice, as all shapes are subject to availability.

Every Kaywoodie Straight Grain pipe is registered and will be serviced for life.



Kaywoodie Straight Grain®

There are currently a limited number of these extremely rare pipes available for those who appreciate the fine smoking qualities and exquisite beauty of a true Kaywoodie Straight Grain.

Ordinarily one in 200 pieces of briar becomes a Kaywoodie pipe. To acquire a true Kaywoodie Straight Grain we must inspect and discard a minimum of 10,000 bowls before we find one that measures up. Billiard shape illustrated.

\$100

Available in most popular shapes. When ordering through your dealer, specify first, second and third shape choice, as all shapes are subject to availability.

Every Kaywoodie Original pipe is registered and will be serviced for life.



Kaywoodie Originals®

The imported briar burls chosen for these beauties are Nature's masterpieces. Kaywoodie Originals have a perfection of grain that is matched only by the perfection of the smoke. Available in five shapes shown here. Choice of smooth or hand-hewn rustic finish. Please specify first and second choice.

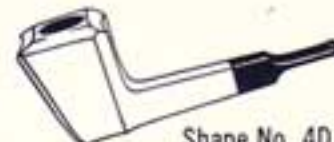
\$50



Shape No. 20



Shape No. 30



Shape No. 40



Shape No. 50



Kaywoodie Connoisseur®

For the man who wants something much finer than a pipe that is sold everywhere—yet wants it at a moderate price. Connoisseur's beautiful finish reveals an exceptional grain, not found in any other pipe. A special gift that every pipe smoker will appreciate. Gift-Cased. Bent Bulldog shape illustrated.

\$27.50



Kaywoodie Flame Grain® Meerschaum-Inlaid

The pipe itself is a Flame Grain, lined with Turkish Meerschaum, combining two of the choicest materials known to pipe-smoking. Extraordinarily beautiful grain from 200 to 400-year-old Kaywoodie Briar. Apple Shape illustrated.

\$25.



Kaywoodie Flame Grain®

True Kaywoodie Flame Grain Briar is very rare. The grain pattern runs deep and makes a beautiful flamelike design. The wood is old and mellow, coming from Kaywoodie burls that are centuries old. No one but Kaywoodie makes Flame Grain Pipes! Billiard Shape illustrated.

\$20.



Note extra large well to trap moisture and juices. Enjoy an extra dry smoke.



Kaywoodie Chesterfield®

Also available in lighter weight sandblasted finish

With its low balance and specially-made mouthpiece, the Chesterfield shape is a true companion for the seasoned smoker who likes a long-lasting, comfortable pipeful. The "Well" inside the massive imported briar bowl completely separates the moisture from the smoke. In smooth or rough finish.

\$15.



Kaywoodie Relief Grain® Meerschaum-Inlaid

This rugged, rustic Relief Grain has a uniquely virile appearance. Painstakingly inlaid is an inner bowl of pure Turkish meerschaum...absorbent, cool smoking, and practically weightless. Together they make for a cool and sweet smoking addition to your collection. Bulldog shape, saddle bit illustrated.

\$1750



Kaywoodie Custom Grain®

New, deep-grained briar, in a finish unlike any other Kaywoodie. This Custom Grain Kaywoodie has the richness and sparkle of a gourmet's fine red wine. Dark enough to accent the natural grain. Light enough to reveal the finest markings. A real beauty to add to your collection. Billiard Shape illustrated.

\$1750



Kaywoodie Silhouette®

The Kaywoodie Silhouette has a rough, rugged sandblasted surface. A deep, dark, sparkling finish gives it an unequalled look of richness. Initials may be inscribed by your jeweler on the wide, solid, silver-colored band. Full Bent shape illustrated.

\$12.95



Kaywoodie Regent®

(with India-Grain Rubber Bit)

Even before you examine the pipe and heft it for weight and balance, the unique bit will catch your eye. It simulates the rich natural briar grain of the pipe, when actually, it's Kaywoodie's best India-Grain, Para-Rubber Bit. It feels good in your mouth, easy on the teeth because it is so resilient. Pot shape illustrated.

\$13.95



Kaywoodie Durobit®

Guaranteed never to "bite-thru"



TWIN OUTLETS
ALLOW EXTRA
WALL STRENGTH



TWO-WAY
DRAW STREAM
GIVES Milder SMOKE

Designed by Kaywoodie for the "stembiter" who is tough on bits. A new bit will be furnished free if, through normal use, it bites through. Durobits are made of the finest vulcanite rubber, custom engineered with twin smoke outlets for extra strength. The two way draw stream also affords a milder smoke as the heat is dissipated through two channels instead of one. Available only in the following shapes: 07, 08, 09B, 11, 12B, 13, 13B, 14, 22, 33, 42, 45C, 50B, 69, 95B, 98B. Apple Shape illustrated.

\$15.



Kaywoodie Carburetor®

*extra mild for smokers who want
to pamper sensitive tongues*

Air is drawn in from both above and below, mixing and cooling the smoke with fresh air. This extra rich mixture also works to keep the bowl dry. Even if you don't have a sensitive tongue, you'll savor its cool, mild smoke. You'll find Kaywoodie Carburetor easier to keep lit than any pipe you've ever smoked. Billiard Shape illustrated.

\$13⁹⁵



Kaywoodie Prime Grain®

Here's an unusually rich shade reminiscent of fine tanned leather . . . plus an unusually fine grain that proves beyond any doubt Kaywoodie is the world leader in fashioning fine pipes. A delight to look at. A pleasure to smoke. No Kaywoodie collection is complete without Prime Grain. Yacht shape illustrated.

\$12⁹⁵



Kaywoodie Signet®

Now you can get the richness of a genuine wide jeweler's band on fine imported briar. This band is usually found only on Kaywoodie pipes costing much more. And more than just a decorative band, it is a piece of solid, rustproof aluminum that also strengthens the pipe. May be initialed. Bulldog shape illustrated.

\$11⁹⁵



... The only Kaywoodie
Pipe with Adjustable
Twist-Bit Construction

Kaywoodie Super Grain Syncro-Lok®

With Adjustable Twist Bit

Here, in an exquisitely fine-grained pipe, are the comfort and convenience of Kaywoodie's new Syncro-Lok feature. Stem twists to any angle most comfortable to your bite. New Miracle Finish protects bowl, keeps it lustrous longer. Comes in smooth or burly, rustic finish. Billiard and Dublin shapes illustrated.

\$10⁹⁵



Kaywoodie White Briar®

Here is the exclusive appearance of scarce meerschaum in a quality, imported briar. This unusual contrast of ebony, and white is especially stylish for any dress-up occasion. This distinctive White Briar pipe gives you the same cool smoke you'd expect from every Kaywoodie. Available in smooth or hand-hewn coral finish. Pear and Apple shapes illustrated. **\$10⁹⁵**



Kaywoodie Relief Grain®

Rugged, rustic finish stands out in bold relief. Sandblasted to increase the outer surface and thus geometrically increase the cooling speed. Relief Grain will smoke cooler than almost any pipe you have. You'll like the contrast of the rough exterior and smooth, cool smoke. Why not make the next pipe you add to your collection a Kaywoodie Relief Grain. Pot Shape illustrated.

\$9⁹⁵





Kaywoodie Standard®

Like a rich, dark finish? A handsome pipe that smokes sweet and cool? One that's possibly the most reasonably-priced fine pipe available today? Then this is the pipe for you. Made of imported Kaywoodie briar, with the standard of quality for which Kaywoodie is famous. Squat Bulldog shape illustrated.

\$895



Kaywoodie Fine-Line®

Made from centuries-old imported briar . . . the Fine-Line's hand sculptured bowl has the depth and dimension that add color and highlight. The look is rich. The feel is rugged. And the taste, like all Kaywoodies, is cool and mild. Fine-Line will make a rewarding addition to your collection. Apple shape illustrated.

\$795



Kaywoodie Drinkless®

Lowest priced Kaywoodie, with all the top quality features you can expect of the greatest name in pipes. Famous, permanent Filter-Fitment and Synchro-Stem, help prevent moisture feedback, tobacco clogging, stem freezing and shank cracking. Bowl made of Kaywoodie Imported Briar with special long-lasting Miracle Finish. Full Bent shape illustrated.

\$695



Apple shape, saddle bit

Kaywoodie Colt®

Small, light, yet it packs a generous bowlful of tobacco. You can carry this pipe in your pocket without "pocket-bulge"! Illustration is actual size. Comes in light or dark smooth finish and in rugged sandblasted finish. Choice of 5 shapes shown. Choice of flush bit or saddle bit except in Full Bent.

\$895



Full Bent shape, (flush bit only)



Billiard shape, flush bit



Bulldog shape, saddle bit



Dublin shape, flush bit



Kaywoodie Campus White Briar®

Here's a pipe that's a conversation piece. Compact, light-in-weight, white in color . . . it never fails to catch the eye. Youthful-looking, it's perfect for the young man and for the young at heart. Genuine imported briar bowl, of course. In smooth or coral finish. Squat Bulldog Shape, smooth finish illustrated. Available only in other shapes shown below.

\$895

24B Dublin
(Saddle Bit)

25B Pear

26B Apple
(Saddle Bit)

27B Full Bent

86S Square
(Saddle Bit)53B Hi Bulldog
(Saddle Bit)56B Hi Belgian
(Saddle Bit)57B Hi Pear
(Saddle Bit)59B Bent Danish
(Saddle Bit)

Kaywoodie Campus®

Want to start someone on his first pipe? Looking for a smaller bowl of fine briar pipe, for a short smoke? The Kaywoodie Campus is just the ticket! Each pipe is hand-crafted with the same care that goes into the more expensive Kaywoodies. Billiard Shape, saddle bit illustrated. Also available in other shapes shown above.

\$895



Kaywoodie

Pipe 'n' Pouch Set K-1000

The pipe is a highly prized Drinkless. The Flavor-Seal Roll-up pouch is of the finest leather.

\$10⁹⁵



Kaywoodie

Pipe, Pouch 'n' Knife Set K-1025:

The Kaywoodie Standard pipe, plus the Flavor-Seal zipper tobacco pouch and a precision-made Kaywoodie Pipe-Knife, make this a perfect gift item.

\$17⁵⁰

Kaywoodie

Companion Sets

There's a thoughtfulness about giving a man a pipe as a gift that transcends mere money value.

If he's a pipe smoker, giving him a single pipe will always be appreciated. But giving him a companion set, makes it an occasion. Pipe smokers are usually collectors, so that to be given two Kaywoodie's is like unearthing two rare treasures simultaneously.

If the recipient is not yet a practicing pipe smoker, and you want to introduce him to the tranquility of pipe smoking, a companion set of two pipes is singularly effective.

To the neophyte who might file one pipe away under "Future Reference"...two pipes somehow rises to the stature of an ever present top-of-desk invitation to pleasure and fulfillment.

Companion sets make wonderful gifts to give or receive. Kaywoodie packs them in beautiful gift boxes. They come in a variety of price ranges. The set illustrated at the upper left is the famous Flame Grain Set No. K-1021, \$40. The set at lower left is the Standard and White Briar Set No. K-1001, \$19.95.

Other Sets are as follows:

K-1026 Connoisseur	\$55
K-1022 Flame Grain Meerschaum-Inlaid	\$50
K-1020 Custom Grain	\$35
K-1016 Prime Grain—Relief Grain	\$22.95
K-1002 Super Grain—Signet	\$22.95
K-1003 Super Grain Syncro-Lok	\$21.95
K-1004 Standard	\$17.95


Matched Grain Sets – for very special gifts

15

To do honor to a pipe smoker on an anniversary, or in recognition of achievement, or for other special occasions, there is nothing that will express your appreciation more eloquently than one of these rare sets of Matched Kaywoodie Pipes.

Any pipe smoker will enjoy, appreciate and talk about a gift like this for years to come.

The grain of every pipe in each set is carefully matched. The pattern of one set does not match any other. Each set is truly "only one of a kind," and is packed in a rich, saddle-stitched cowhide leather case, lined with velvet.



5 piece set \$250

2 piece set \$100

7 piece set \$350



Kaywoodie Cigar and Cigarette Holders

Boasting more than just good looks, Kaywoodie Holders have the famous Drinkless Fitment that helps reduce tars and nicotine . . . helps give you a cooler, cleaner smoke. Cigar and cigarette holders available in:

Handsomely grained imported briar \$7.50 each
Cigar Holders come in Panatella, Medium and Large sizes

KAYWOODIE BUTANE LIGHTERS

Finally . . . quality Butane Lighters at a reasonable price. Kaywoodie offers the "Windflame" and "Ultraflame" Butane Lighters at \$4.95. They both have an adjustable flame which makes them ideal for pipes, cigars or cigarettes.



P-371 Satin Finish



windflame

P-372 Engine-turned Finish

"Windflame" Automatic. Press, it lights . . . release, it's out! Adjustable flame for cigarettes, cigars, or pipes. Windproof windshield.

\$4.95

ultraflame



P-361 Satin Finish



P-362 Engine-turned Finish

"Ultraflame" Outdoor. Windproof. Lightweight. Adjustable flame for cigarettes, cigars or pipes. Double-cased for extra strength.

\$4.95



New! Giant Size! **Kaywoodie Pure Butane**

With **FREE** 6-way adapter
to fit all lighters and candles

Odorless, tasteless . . . pure butane. No wasteful propellant. Has a Leak-Proof Metal nozzle. Free 6-way plastic Adapters are included with each tube. These Adapters will fit all other lighters and candles. **\$1**

FREE — 6 WAY ADAPTER





A. Decorative Sundial top. Antique Old-World map. \$6.95



B. Handsome Alligator-grained covering. Bright metal crest. \$6.95



C. Built-in compass on top. Antique Old-World map. \$6.95



D. Handsome black leather-grained covering. Bright metal crest. \$6.95

Kaywoodie Tobacco Humidors and Ash Trays

IN HANDSOME MASCULINE FINISHES

Tobacco Humidors

Quality Tobacco Jars! Top and bottom in brilliant brass finish. Built-in insulator liner and lid humidifier keep tobacco fresh and moist.



Cigar/Tobacco Humidors

Built-in insulator liner and lid humidifier keep cigars fresh. Also holds full pound of tobacco. Masculine Wood-grained Walnut finish. \$8.95



Kaywoodie Ash Tray

For cigars, pipes and cigarettes. Spun Aluminum Gold finished removable tray with cork pipe knocker. Wood grained Walnut finish. \$5.95

Both of these are available in Sundial Top with old World Map (See Style A) and in black finish (See Style D). Ash tray also comes in Alligator finish (See Style B).



A



B



C



D

Kaywoodie Flavor-Seal® Tobacco Pouches

Roll-up and Wallet styles have expandable side gussets for easier pipe-filling. Top quality finishes plus new designs, set these pouches apart from any similar product on the market. Kaywoodie tobacco pouches are individually gift-boxed.

- A—Button-down Wallet. Expandable side gussets. **\$3.50**
- B—Zipper. Colorful diagonal piping. **\$4.50**
- C—Button-down Roll-up. Expandable side gussets. **\$5.**
- D—One button triangle flap wallet pouch. Handsome finish, Compact **\$3.00**



Kaywoodie Pipe Tobacco

Kaywoodie tobacco is imported from Switzerland. It is an exclusive formula of rich, rare Cavendish Tobacco blended to perfection for flavor and mildness. Exotic Indonesian Tobaccos, dark fired Virginia, Latakia and Perique are all delicately combined to insure a sweet, extra mild, slow burning smoke.

Available at all fine stores selling tobacco.

50¢ "Pocket-Pak" or tins at \$1.95 plus state or local taxes.

A NATURAL SMOKE... NO ADDITIVES OR ARTIFICIAL FLAVORING

AVAILABLE KAYWOODIE SHAPES

Each square on this page represents 1 inch.



		01	02	06	07	07C	08B	09B	10B	10	11	12B	13	13B	14	22	29	33	40	42	45	45C	49	50B	50S	53	55	69	71	72B	73S	76B	80	93B	95	95B	96	98B	98S	99B	99S		
Drinkless	\$ 6.95	*		*	*	*	*	*	*	*	*	*	*	*	*	*	*	*	*	*	*	*		*		*		*		*	*	*	*	*	*	*	*	*	*	*	*	*	*
Standard	\$ 8.95	*	*	*	*	*	*	*	*	*	*	*	*	*	*	*	*	*	*	*	*	*		*	*	*	*	*	*	*	*	*	*	*	*	*	*	*	*	*	*	*	*
Relief Grain	\$ 9.95	*	*		*	*		*	*	*	*	*	*	*	*	*		*	*	*	*	*	*	*	*	*	*	*	*	*	*	*	*	*	*	*	*	*	*	*	*	*	*
White Briar	\$10.95	*		*	*	*	*	*	*	*	*	*	*	*	*	*	*	*	*	*	*	*		*		*	*	*	*	*	*	*	*	*	*	*	*	*	*	*	*	*	*
Super Grain Syncro-Lok	\$10.95	*	*	*	*	*	*	*	*	*	*	*	*	*	*	*	*	*	*	*	*	*		*		*	*	*	*	*	*	*	*	*	*	*	*	*	*	*	*	*	*
Prime Grain	\$12.95	*	*	*	*	*	*	*	*	*	*	*	*	*	*	*	*	*	*	*	*	*	*	*	*	*	*	*	*	*	*	*	*	*	*	*	*	*	*	*	*	*	*
Carburetor	\$13.95	*	*	*	*	*	*	*	*	*	*	*	*	*	*	*	*	*	*	*	*	*	*	*	*	*	*	*	*	*	*	*	*	*	*	*	*	*	*	*	*	*	*
Regent	\$13.95	*		*	*		*	*	*	*	*	*	*	*	*	*	*	*	*	*	*	*		*		*		*		*		*	*	*	*	*	*	*	*	*	*	*	*
Durobit	\$15.00				*			*	*		*	*	*	*	*	*		*		*		*		*				*											*				
Custom Grain	\$17.50	*	*	*	*	*	*	*	*	*	*	*	*	*	*	*	*	*	*	*	*	*	*	*	*	*	*	*	*	*	*	*	*	*	*	*	*	*	*	*	*	*	*
Relief Grain Meer.	\$17.50	*	*		*	*		*	*	*	*	*	*	*	*	*	*	*	*	*	*	*	*	*	*	*	*	*	*	*	*	*	*	*	*	*	*	*	*	*	*	*	*
Flame Grain	\$20.00	*	*	*	*	*	*	*	*	*	*	*	*	*	*	*	*	*	*	*	*	*	*	*	*	*	*	*	*	*	*	*	*	*	*	*	*	*	*	*	*	*	*
Flame Grain Meer.	\$25.00	*	*		*	*		*	*	*	*	*	*	*	*	*	*	*	*	*	*	*	*	*	*	*	*	*	*	*	*	*	*	*	*	*	*	*	*	*	*	*	*
Connoisseur	\$27.50	*	*	*	*	*	*	*	*	*	*	*	*	*	*	*	*	*	*	*	*	*	*	*	*	*	*	*	*	*	*	*	*	*	*	*	*	*	*	*	*	*	*

NOTE: Fine Line, Signet and Silhouette Pipes should be ordered by general description only, i.e. "Large Apple," "Medium Billiard," etc.